

HAROLD KERZNER, PH.D.

# PROJECT MANAGEMENT

BEST PRACTICES

ACHIEVING GLOBAL EXCELLENCE

4<sup>TH</sup>  
EDITION



# **PROJECT**

---

# **MANAGEMENT**

# **BEST PRACTICES**

*Achieving Global Excellence*

FOURTH EDITION

HAROLD KERZNER, PH.D.

**WILEY**



**INTERNATIONAL**  
Institute for Learning, Inc.

Cover image: Abstract Background © from 2015/Getty Images  
Cover design: Anne-Michele Abbott/Wiley

This book is printed on acid-free paper.

Copyright © 2018 by International Institute for Learning, Inc. New York, New York. All rights reserved.

Published by John Wiley & Sons, Inc., Hoboken, New Jersey  
Published simultaneously in Canada

No part of this publication may be reproduced, stored in a retrieval system, or transmitted in any form or by any means, electronic, mechanical, photocopying, recording, scanning, or otherwise, except as permitted under Section 107 or 108 of the 1976 United States Copyright Act, without either the prior written permission of the Publisher, or authorization through payment of the appropriate per-copy fee to the Copyright Clearance Center, 222 Rosewood Drive, Danvers, MA 01923, (978) 750-8400, fax (978) 646-8600, or on the web at [www.copyright.com](http://www.copyright.com). Requests to the Publisher for permission should be addressed to the Permissions Department, John Wiley & Sons, Inc., 111 River Street, Hoboken, NJ 07030, (201) 748-6011, fax (201) 748-6008, or online at [www.wiley.com/go/permissions](http://www.wiley.com/go/permissions).

**Limit of Liability/Disclaimer of Warranty:** While the publisher and author have used their best efforts in preparing this book, they make no representations or warranties with the respect to the accuracy or completeness of the contents of this book and specifically disclaim any implied warranties of merchantability or fitness for a particular purpose. No warranty may be created or extended by sales representatives or written sales materials. The advice and strategies contained herein may not be suitable for your situation. You should consult with a professional where appropriate. Neither the publisher nor the author shall be liable for damages arising herefrom.

For general information about our other products and services, please contact our Customer Care Department within the United States at (800) 762-2974, outside the United States at (317) 572-3993 or fax (317) 572-4002.

Wiley publishes in a variety of print and electronic formats and by print-on-demand. Some material included with standard print versions of this book may not be included in e-books or in print-on-demand. If this book refers to media such as a CD or DVD that is not included in the version you purchased, you may download this material at <http://booksupport.wiley.com>. For more information about Wiley products, visit [www.wiley.com](http://www.wiley.com).

***Library of Congress Cataloging-in-Publication Data:***

Library of Congress cataloging-in-publication data available upon request  
ISBN 978-111-9-46885-1; ebk.: 978-111-9-47077-9; ebk.: 978-111-9-470700-0

Printed in the United States of America

10 9 8 7 6 5 4 3 2 1

*To  
my wife, Jo Ellyn,  
who showed me that excellence  
can be achieved in  
marriage, family, and life  
as well as at work*

# Contents

---

*Preface*     *xiii*

<b>1</b>	<b>UNDERSTANDING BEST PRACTICES</b>	<b>1</b>
1.0	Introduction	1
1.1	WÄRTSILÄ	2
1.2	Project Management Best Practices: 1945–1960	3
1.3	Project Management Best Practices: 1960–1985	5
1.4	Project Management Best Practices: 1985–2016	8
1.5	Project Management Best Practices: 2016–Present	13
1.6	Benefits Management Practice at Dubai Customs	14
1.7	An Executive’s View of Project Management	18
1.8	Best Practices Process	21
1.9	Step 1: Definition of a Best Practice	23
1.10	Step 2: Seeking Out Best Practices	25
1.11	Dashboards and Scorecards	35
1.12	Key Performance Indicators	39
1.13	Step 3: Validating the Best Practice	43
1.14	Step 4: Levels of Best Practices	45
1.15	Step 5: Management of Best Practices	47
1.16	Step 6: Revalidating Best Practices	48
1.17	Step 7: What to Do with a Best Practice	48
1.18	Step 8: Communicating Best Practices across the Company	49
1.19	Step 9: Ensuring Usage of the Best Practices	51
1.20	Common Beliefs	51
1.21	Best Practices Library	53
1.22	Hewlett-Packard: Best Practices in Action	55

<b>2</b>	<b>FROM BEST PRACTICE TO MIGRAINE HEADACHE</b>	<b>59</b>
2.0	Introduction	59
2.1	Good Intentions Becoming Migraines	60
2.2	Enterprise Project Management Methodology Migraine	61
2.3	Trade-off Migraine	61
2.4	Customer Satisfaction Migraine	64
2.5	Migraine Resulting from Responding to Changing Customer Requirements	65
2.6	Reporting Level of the PMO Migraine	65
2.7	Cash Flow Dilemma Migraine	66
2.8	Scope Change Dilemma Migraine	67
2.9	Outsource or Not Migraine	68
2.10	Determining When to Cancel a Project Migraine	68
2.11	Providing Project Awards Migraine	69
2.12	Migraine from Having the Wrong Culture in Place	70
2.13	Migraines Due to Politics	71
2.14	Migraines Caused by the Seven Deadly Sins	78
2.15	Sources of Smaller Headaches	91
2.16	Ten Ugliers of Projects	94
<b>3</b>	<b>JOURNEY TO EXCELLENCE</b>	<b>103</b>
3.0	Introduction	103
3.1	Strategic Planning for Project Management	106
3.2	Roadblocks to Excellence	114
3.3	Hitachi Ltd.	115
	References	121
3.4	RTA's Top Management Support for Project Management Excellence	126
	Levels of PMO Hierarchy	129
	Top Management and Mega Projects	133
	Push for Knowledge Sharing	137
3.5	Intel Corporation and "Map Days"	141
3.6	Apple Computer and Cell Phones	142
3.7	The Light at the End of the Tunnel	142
3.8	Pursuit Healthcare Advisors	144
3.9	Managing Assumptions	148
3.10	Managing Assumptions in Conservation Projects—WWF	149
3.11	Project Governance	153
3.12	Seven Fallacies That Delay Project Management Maturity	154
3.13	Motorola	157
3.14	Texas Instruments	158
3.15	Hewlett-Packard: Recognizing the Need	160
3.16	Hewlett-Packard: The Journey and the Obstacles	162
3.17	Naviair: On Time—On Budget	169

3.18	Avalon Power and Light	178
3.19	Roadway Express	180
3.20	Kombs Engineering	181
3.21	Williams Machine Tool Company	182

#### **4 PROJECT MANAGEMENT METHODOLOGIES 185**

4.0	Introduction	185
4.1	Excellence Defined	186
4.2	Recognizing the Need for Methodology Development	187
4.3	Enterprise Project Management Methodologies	191
4.4	Benefits of a Standard Methodology	196
4.5	Critical Components	197
4.6	Airbus Space and Defence: Integration of the APQP Methodology within Project Life Cycle	199
4.7	Project Quality Gates—Structured Approach to Ensure Project Success	201
4.8	Airbus Space and Defense: Integrated Multilevel Schedules	205
4.9	Técnicas Reunidas	208
4.10	Yanfeng Global Automotive Interior Systems Co. Ltd.	214
4.11	Sony Corporation and Earned Value Management	216
4.12	Project Management Tools and Socialized Project Management	220
4.13	Artificial Intelligence and Project Management	221
4.14	Life-Cycle Phases	223
4.15	Expanding Life-Cycle Phases	224
4.16	Churchill Downs Incorporated	224
4.17	Indra: The Need for a Methodology	226
4.18	Implementing the Methodology	228
4.19	Implementation Blunders	229
4.20	Overcoming Development and Implementation Barriers	230
4.21	Wärtsilä: Recognizing the Need for Supporting Tools	230
4.22	General Motors Powertrain Group	232
4.23	Ericsson Telecom AB	233
4.24	Indra: Closing the Project	236
4.25	Rockwell Automation: Quest for a Common Process	238
4.26	Sherwin-Williams	243
4.27	Hewlett-Packard	247
4.28	Airbus Space and Defence: Golden Rules in Project Management	248
4.29	When Traditional Methodologies May Not Work	251

#### **5 INTEGRATED PROCESSES 255**

5.0	Introduction	255
5.1	Understanding Integrated Management Processes	256
5.2	Evolution of Complementary Project Management Processes	257

5.3	Zurich America Insurance Company	261
5.4	Total Quality Management	262
5.5	Concurrent Engineering	267
5.6	Risk Management	268
5.7	Wärtsilä: The Need for Proactive Risk Management	271
5.8	Indra: When a Risk Becomes Reality (Issue Management)	272
5.9	The Failure of Risk Management	276
5.10	Defining Maturity Using Risk Management	277
5.11	Boeing Aircraft Company	278
5.12	Change Management	278
5.13	Other Management Processes	279
<b>6</b>	<b>CULTURE</b>	<b>281</b>
6.0	Introduction	281
6.1	Creation of a Corporate Culture	282
6.2	Corporate Values	284
6.3	Types of Cultures	285
6.4	Corporate Cultures at Work	287
6.5	GEA and Heineken Collaboration: A Learning Experience	289
6.6	Indra: Building a Cohesive Culture	295
6.7	DFCU Financial	299
6.8	Hewlett-Packard	316
6.9	Barriers to Implementing Project Management in Emerging Markets	317
<b>7</b>	<b>MANAGEMENT SUPPORT</b>	<b>325</b>
7.0	Introduction	325
7.1	Visible Support from Senior Managers	325
7.2	Project Sponsorship	326
7.3	Excellence in Project Sponsorship	331
7.4	The Need for a Project Cancellation Criteria	331
7.5	Hewlett-Packard Sponsorship in Action	333
7.6	Zurich America Insurance Company: Improving Stakeholder Engagement	333
7.7	Project Governance	335
7.8	Tokio Marine: Excellence in Project Governance	337
7.9	Empowerment of Project Managers	343
7.10	Management Support at Work	344
7.11	Getting Line Management Support	347
7.12	Initiation Champions and Exit Champions	347



<b>8</b>	<b>TRAINING AND EDUCATION</b>	<b>353</b>
8.0	Introduction	353
8.1	Training for Modern Project Management	353
8.2	Need for Business Education	355
8.3	SAP: Importance of a Project Management Career Path	356
8.4	Program Management Training at thyssenkrupp North America	358
8.5	International Institute for Learning	360
8.6	Identifying the Need for Training	364
8.7	Selecting Participants	365
8.8	Fundamentals of Project Management Education	366
8.9	Some Changes in Project Management Education	367
8.10	Designing Courses and Conducting Training	368
8.11	Measuring the Return on Investment on Education	371
8.12	Project Management Is Now a Profession	372
8.13	Competency Models	373
8.14	Harris Corporation	385
8.15	Nokia: Recognizing the Value of Project Management Excellence	390
8.16	Hewlett-Packard	393
<b>9</b>	<b>INFORMAL PROJECT MANAGEMENT</b>	<b>395</b>
9.0	Introduction	395
9.1	Informal versus Formal Project Management	395
9.2	Trust	398
9.3	Communication	399
9.4	Cooperation	401
9.5	Teamwork	402
9.6	Color-Coded Status Reporting	403
9.7	Crisis Dashboards	403
9.8	Informal Project Management at Work	406
<b>10</b>	<b>BEHAVIORAL EXCELLENCE</b>	<b>409</b>
10.0	Introduction	409
10.1	Situational Leadership	409
10.2	Conflict Resolution	412
10.3	Staffing for Excellence	414
10.4	Virtual Project Teams	416
10.5	Rewarding Project Teams	418
10.6	Keys to Behavioral Excellence	421
10.7	Proactive versus Reactive Management	425

<b>11</b>	<b>MEASURING RETURN ON INVESTMENT ON PROJECT MANAGEMENT TRAINING DOLLARS</b>	<b>429</b>
11.0	Introduction	429
11.1	Project Management Benefits	430
11.2	Growth of ROI Modeling	431
11.3	The ROI Model	432
11.4	Planning Life-Cycle Phase	433
11.5	Data Collection Life-Cycle Phase	434
11.6	Data Analysis Life-Cycle Phase	437
11.7	Reporting Life-Cycle Phase	441
11.8	Conclusions	441
<b>12</b>	<b>THE PROJECT OFFICE</b>	<b>443</b>
12.0	Introduction	443
12.1	Boeing	446
12.2	Philips Business Group Patient Care and Monitoring Services	448
12.3	NTT DATA	457
12.4	Cisco Systems	466
12.5	Churchill Downs Incorporated: Establishing a PMO	468
12.6	Churchill Downs Incorporated: Managing Scope Changes	469
12.7	Types of Project Offices	473
12.8	Hewlett-Packard	475
12.9	Star Alliance	477
12.10	Project Audits and the PMO	478
12.11	Project Health Checks	482
12.12	PMO of the Year Award	484
<b>13</b>	<b>SIX SIGMA AND THE PROJECT MANAGEMENT OFFICE</b>	<b>493</b>
13.0	Introduction	493
13.1	Project Management—Six Sigma Relationship	493
13.2	Involving the PMO	494
13.3	Traditional versus Nontraditional Six Sigma	495
13.4	Understanding Six Sigma	498
13.5	Six Sigma Myths	500
13.6	Use of Assessments	502
13.7	Project Selection	504
13.8	Typical PMO Six Sigma Projects	506
<b>14</b>	<b>PROJECT PORTFOLIO MANAGEMENT</b>	<b>509</b>
14.0	Introduction	509
14.1	The Portfolio Management Journey at Nordea	510

14.2	Resource Management as Part of Portfolio Management at Nordea	512
14.3	Involvement of Senior Management, Stakeholders, and the PMO	515
14.4	Project Selection Obstacles	520
14.5	Identification of Projects	520
14.6	Preliminary Evaluation	524
14.7	Strategic Selection of Projects	525
14.8	Strategic Timing	528
14.9	Analyzing the Portfolio	529
14.10	Problems with Meeting Expectations	531
14.11	Portfolio Management at Rockwell Automation	533
14.12	WWF—World Wide Fund for Nature (also Known as World Wildlife Fund)	535
<b>15</b>	<b>GLOBAL PROJECT MANAGEMENT EXCELLENCE</b>	<b>539</b>
15.0	Introduction	539
15.1	IBM	540
15.2	Citigroup, Inc.	557
15.3	Microsoft Corporation	561
15.4	Deloitte: Enterprise Program Management	573
15.5	Comau	594
15.6	Fluor Corporation: Knowledge Management for Project Execution	611
15.7	Siemens PLM Software: Developing a Global Project Management Methodology	624
<b>16</b>	<b>VALUE-DRIVEN PROJECT MANAGEMENT</b>	<b>633</b>
16.0	Introduction	633
16.1	Value over the Years	634
16.2	Values and Leadership	636
<b>17</b>	<b>EFFECT OF MERGERS AND ACQUISITIONS ON PROJECT MANAGEMENT</b>	<b>653</b>
17.0	Introduction	653
17.1	Planning for Growth	653
17.2	Project Management Value-Added Chain	654
17.3	Preacquisition Decision Making	657
17.4	Landlords and Tenants	662
17.5	Some Best Practices When Companies Work Together	663
17.6	Integration Results	664
17.7	Value Chain Strategies	667
17.8	Failure and Restructuring	668

<b>18</b>	<b>AGILE AND SCRUM</b>	<b>671</b>
18.0	Introduction	671
18.1	Introduction to Agile Delivery	673
18.2	Introduction to Scrum	687
18.3	Deloitte and Enterprise Value Delivery for Agile Method	703
18.4	The Risk of Metric Mania	710
<b>19</b>	<b>BENEFITS REALIZATION AND VALUE MANAGEMENT</b>	<b>715</b>
19.0	Introduction	715
19.1	Understanding the Terminology	715
19.2	Redefining Project Success	718
19.3	Value-Drive Project Management	720
19.4	Benefits Harvesting	721
19.5	The Business Case	722
19.6	Timing for Measuring Benefits and Value	723
19.7	Investment Life-Cycle Phases	724
19.8	Categories of Benefits and Value	729
19.9	Converting Benefits to Value	732
19.10	Go-Live Project Management	732
19.11	Portfolio Benefits and Value	732
19.12	Alignment to Strategic Objectives	734
19.13	Causes of Complete or Partial BRM Failure	736
19.14	Conclusion	737
	<b>INDEX</b>	<b>739</b>

# Preface

---

For almost 50 years, project management was viewed as a process that might be nice to have but not one that was necessary for the survival of the firm. Companies reluctantly invested in some training courses simply to provide their personnel with basic knowledge of planning and scheduling. Project management was viewed as a threat to established lines of authority, and in many companies only partial project management was used. This halfhearted implementation occurred simply to placate lower- and middle-level personnel as well as select customers.

During this 50-year period, we did everything possible to prevent excellence in project management from occurring. We provided only lip service to empowerment, teamwork, and trust. We hoarded information because the control of information was viewed as power. We placed personal and functional interests ahead of the best interest of the company in the hierarchy of priorities, and we maintained the faulty belief that time was a luxury rather than a constraint.

By the mid-1990s, this mentality began to subside, largely due to two recessions. Companies were under severe competitive pressure to create high-quality products in a shorter period of time. The importance of developing a long-term trusting relationship with the customers had come to the forefront. Businesses were being forced by the stakeholders to change for the better. The survival of the firm was now at stake.

Today, businesses have changed for the better, and project management was a large part of the change. Trust between the customer and contractor is at an all-time high as well as trust between management and the project teams. New products are being developed at a faster rate than ever before. Project management has become a competitive weapon during competitive bidding. Some companies are receiving sole-source contracts because of the faith that the customer has in the contractor's ability to deliver a continuous stream of successful projects using a project management methodology that today appears more like a framework or flexible methodology than a rigid approach. All of these factors have allowed a multitude of companies to achieve some degree of excellence in project management. Business decisions are now being emphasized ahead of personal decisions.

Words that were commonplace 15 years ago have taken on new meanings today. Change is no longer being viewed as being entirely bad. Today, change implies continuous improvement. Conflicts are no longer seen as detrimental. Conflicts managed well can be beneficial. Project management is no longer viewed as a system entirely internal to the organization. It is now a competitive weapon that brings higher levels of quality and increased value-added opportunities for the customer. In many companies, project management is treated as a strategic competency that is one of the four or five career paths in the company that are critical for the company's future.

Companies that were considered excellent in management in the past may no longer be regarded as excellent today, especially with regard to project management. Consider the book entitled *In Search of Excellence*, written by Tom Peters and Robert Waterman in 1982 (published in New York by Harper & Row). How many of the companies identified in their book are still considered excellent today? How many of those companies have won the prestigious Malcolm Baldrige Award? How many of those companies that have won the award are excellent in project management today? Excellence in project management is a never-ending journey. Companies that are reluctant to invest in continuous improvements in project management soon find themselves with low customer satisfaction ratings.

The differentiation between the first 50 years of project management and the last 10 years is the implementation of project management on a company-wide basis. For more than three decades, we emphasized the quantitative and behavioral tools of project management. Basic knowledge and primary skills were emphasized, and education on project management was provided only to a relatively small group of people. However, within the past 15 years, emphasis has been on implementation across the entire company. What was now strategically important was how to put 30 years of basic project management theory in the hands of a few into corporate-wide practice. Today it is the implementation of company-wide project management applications that constitutes advanced project management. Subjects such as earned value analysis, situational leadership, and cost and change control are part of basic project management courses today; 20 years ago, they were considered advanced topics in project management. So, what constitutes applied project management today? Topics related to project management implementation, enterprise project management methodologies (whether flexible or rigid), different types of project management offices, and working with stakeholders are advanced project management concepts.

This book covers the advanced project management topics necessary for implementation of and excellence in project management. The book contains numerous quotes from people in the field who have benchmarked best practices in project management and are currently implementing these processes within their own firms. Quotes in this book were provided by several senior corporate officers as well as others. The quotes are invaluable because they show the thought process of these leaders and the direction in which their firms are heading. These companies have obtained some degree of excellence in project management, and what is truly remarkable is the fact that this happened in less than five or six years. Best practices in implementation will be the future of project management well into the twenty-first century. Companies have created best practices libraries for project management. Many of the libraries are used during competitive bidding for differentiation from other competitors. Best practices in project management are now viewed as intellectual property.

Excellence in project management is not achieved simply by developing a project management methodology. Instead, it is how the methodology is used again and again that creates excellence and a stream of successfully managed projects. We are now trusting project managers with flexible methodologies where they can use just those components of the standard methodology that are needed for a particular project.

Project management practices and methodologies are built around the culture of companies and by determining what it takes to get people to work together, solve problems, and make decisions. Because each company most likely has its own unique culture, it is understandable that each company can have a different number of life-cycle phases, different decision points, and different success criteria. No single approach fits all companies, which is why this book discusses a variety of companies, in different industries, of different sizes, and on different continents. Hopefully, after reading this book, you will come up with ideas as to how your project management activities can improve.

Companies that are discussed in this book include:

3 M	Heineken
ABB	Hewlett-Packard
Airbus Space and Defence	Hitachi
Alcatel-Lucent	IBM
American Greetings	Indra
Apple Computer	Intel Corporation
Armstrong World Industries	International Institute for Learning
Babcock & Wilcox	Johnson Controls
Bendix	Kodak
Boeing	MCI
Chrysler	Microsoft
Churchill Downs Incorporated	Minnesota Power & Light
Cisco	Motorola
Citigroup, Inc.	Nasa
Comau	Naviair
Dell	Nokia
Deloitte	Nordea
Department of Defense	Nortel
DFCU Financial	NTT DATA
Dow Chemical	Ohio Bell
Dubai Customs	Orange Switzerland
EDS	Our Lady of Lourdes Regional Medical Center
Eli Lilly	Philips
Ericsson	Pursuit
Fluor Corporation	Rockwell Automation
Ford	RTA
GEA	SAP
General Electric	Sherwin Williams
General Motors	Siemens
Harris	Sony

Sprint  
Star Alliance  
Técnicas Reunidas  
Thiokol  
thyssenkrupp

Tokio Marine  
Wärtsilä  
World Wildlife Fund  
Xerox  
Yanfeng

Seminars and webinar courses on project management principles and best practices in project management are available using this text and my text *Project Management: A Systems Approach to Planning, Scheduling, and Controlling*, 12th edition (Hoboken, NJ: Wiley, 2017). Accompanying this text is a companion website, [www.wiley.com/go/pmbestpractices4](http://www.wiley.com/go/pmbestpractices4), where Instructors can access PowerPoint lecture slides, and an instructor's manual. Seminars on advanced project management are also available using this text. Information on these courses, e-learning courses, and in-house and public seminars can be obtained by contacting:

Lori Milhaven, Executive Vice President, IIL  
Phone: 800-325-1533 or 212-515-5121  
Fax: 212-755-0777  
E-mail: [lori.milhaven@iil.com](mailto:lori.milhaven@iil.com)

Harold Kerzner  
International Institute for Learning, Inc.  
2018





# Understanding Best Practices

## 1.0 INTRODUCTION

---

Project management has evolved from a set of processes that were once considered “nice to have” to a structured methodology that is considered mandatory for the survival of the firm. Companies are now realizing that their entire business, including most of the routine activities, can be regarded as a series of projects. Simply stated, we are managing our business by projects.

Project management is now regarded as both a project management process and a business process. Therefore, project managers are expected to make business decisions as well as project decisions. The necessity for achieving project management excellence is now readily apparent to almost all businesses.

As the relative importance of project management permeates each facet of the business, knowledge is captured on best practices in project management. Some companies view this knowledge as intellectual property to be closely guarded in the vaults of the company. Others share this knowledge in hope of discovering other best practices. Companies are now performing strategic planning for project management because of the benefits and its contribution to sustainable business value.

One of the benefits of performing strategic planning for project management is that it usually identifies the need for capturing and retaining best practices. Unfortunately, this is easier said than done. One of the reasons for this difficulty, as is seen later in the chapter, is that companies today are not in agreement on the definition of a best practice, nor do they understand that best practices lead to continuous improvement, which in turn leads to the capturing of more best practices. Many companies also do not recognize the value and benefits that can come from best practices.

Today, project managers are capturing best practices in both project management activities and business activities. The reason is simple: The best practices are intellectual property that encourages companies to perform at higher levels. Best practices lead to added business value, greater benefit realization, and better benefits management activities. Project management and business thinking are no longer separate activities.

Project management is now regarded as the vehicle that provides the deliverables that create business benefits and business value. In the last few years, there has been a tremendous growth in the need for capturing best practices related to benefits realization management and value creation.

## 1.1 WÄRTSILÄ

---

### **Benefits Management in Operational Development Projects in Wärtsilä**

Wärtsilä has a strong tradition in project-based businesses and project management practices. Because of this, a corporate-wide project management office was established in 2007 to further strengthen the focus on project management competence within the group and to develop a project management culture, processes, competences, and tools.

Today the project management structures and ways of working have become a fundamental part of Wärtsilä's business thinking. The business process model has gradually shifted from being a somewhat disordered process to a harmonized model enabling the implementation of unified guidelines, targets, and terminology. The company has approached this implementation of project management practices from two different but equally important aspects. First, a project management tool providing, inter alia, more effective resource and schedule planning has been introduced and implemented. Second, the organization has been encouraged to participate actively in professional project management training and certification paths.

As the project management processes have become well defined and gained maturity, the emphasis has gradually shifted toward benefits management in operational development projects. The initiative to improve benefits management processes stems from the mission of the Wärtsilä Project Management Office (PMO) for Operational Development, which is to ensure synergies between Wärtsilä's business units that would help to enable businesses to transform their strategic ambition into daily operations. This would be achieved by providing management and expertise in terms of change management, business processes and application development.

In traditional project management, projects are often measured in terms of budget, schedule, scope, or quality. Benefits management as a concept, however, focuses more on the actual value that the projects are able to deliver to the end customer. In other words, project success is not measured solely in terms of time or money. Quite the opposite; measuring the success of a project comes from the end user: Did this solution fulfill the user's needs? As the concept of value is rather vague, it is of the utmost importance that the benefits have concrete metrics and measurements. This concerns also so-called soft, intangible benefits. Although they could not be quantified financially, they have to be measured. Another important aspect in benefits planning is to create a valid baseline to compare the results with: Instead of comparing only to a business as usual situation, the results gained from the benefit realization measurements should be compared to other alternative scenarios ("Could this have been achieved some other way?").

In operational development projects the output of the project can be, for example, an information technology (IT) tool made to improve resource planning. The most crucial part of the project, however, is to make the *output* become a project *outcome*. This means that the project output (in this case an IT tool) should become a part of the end user's way of working. In order to make this happen, the benefit planning must consider two important aspects:

1. What does the end user want and need?
2. What has to change in order to make this happen?

With proper end user expectation management and change management, the risk of the project output becoming just another tool in the toolbox can be avoided.

The benefits management system in a nutshell should consist of the following elements:

- *Identifying the driver for the project.* Do we really need this investment? Who else is going to benefit from it?
- *Identifying the key benefits.* What are the benefits and when will they occur? What is their proximity (How likely are they to happen)?
- *Estimating the benefits.* Defining a clear baseline for the measurements allows us to define clear metrics (which apply to the entire portfolio of projects) and provides us with consistency throughout all life-cycle phases, from project initiation to benefit realization. The critical question we must ask is: Do these metrics tolerate changes in the business environment?
- *Linking the benefits with change.* How does the organization have to change in order to enable the benefit realization? How can we enable this change? Plan the deployment and adjust it to (business) environmental changes (organizational changes, market situation changes, etc.).
- *Who is accountable for the benefit?* Define a person/organization responsible for the benefit realization.
- *Monitoring benefits.* Monitor your performance with the established metrics, improve it if needed toward the defined goal, and acknowledge risks in a proactive way.
- *Doing a postproject evaluation.* Ensure a successful deployment by communicating about the project output and honestly promoting it. Imagine yourself in the end user's position: Would you like to use this tool?
- *Learning from your mistakes.* Ensure that project success points and failures are equally handled. Focus on honest communication and learning, not blaming. Examples should come all the way from the executive level.

## 1.2 PROJECT MANAGEMENT BEST PRACTICES: 1945–1960 ---

During the 1940s, line managers functioned as project managers and used the concept of over-the-fence management to manage projects. Each line manager, temporarily

wearing the hat of a project manager, would perform the work necessitated by his or her line organization and, when that was completed, would throw the “ball” over the fence in the hope that someone would catch it. Once the ball was thrown over the fence, the line managers would wash their hands of any responsibility for the project because the ball was no longer in their yard. If a project failed, blame was placed on whichever line manager had the ball at that time.

The problem with over-the-fence management was that the customer had no single contact point for questions. The filtering of information wasted precious time for both the customer and the contractor. Customers who wanted firsthand information had to seek out the manager in possession of the ball. For small projects, this was easy. However, as projects grew in size and complexity, this became more difficult.

During this time, very few best practices were identified. If there were best practices, then they would stay within a given functional area, never to be shared with the remainder of the company. Suboptimal project management decision making was the norm.

Following World War II, the United States entered into the Cold War with the Soviet Union. To win the Cold War, the United States had to compete in an arms race and rapidly build weapons of mass destruction. The victor in a cold war is the side that can retaliate with such force as to obliterate the enemy. Development of weapons of mass destruction involved very large projects involving potentially thousands of contractors.

The arms race made it clear that the traditional use of over-the-fence management would not be acceptable to the Department of Defense for projects such as the B52 bomber, the Minuteman intercontinental ballistic missile, and the Polaris submarine. The government wanted a single point of contact, namely, a project manager who had total accountability through all project phases. In addition, the government wanted the project manager to possess a command of technology rather than just an understanding of technology, which mandated that the project manager be an engineer preferably with an advanced degree in some branch of technology. The use of project management was then mandated for some smaller weapon systems, such as jet fighters and tanks. The National Aeronautics and Space Administration (NASA) mandated the use of project management for all activities related to the space program.

Many projects in the aerospace and defense industries were having cost overruns in excess of 200 to 300 percent. Blame was erroneously placed on improper implementation of project management when, in fact, the real problem was the inability to forecast technology, resulting in numerous scope changes occurring. Forecasting technology is extremely difficult for projects that could last 10 to 20 years.

By the late 1950s and early 1960s, the aerospace and defense industries were using project management on virtually all projects, and they were pressuring their suppliers to use it as well. Project management was growing, but at a relatively slow rate except for aerospace and defense.

Because of the vast number of contractors and subcontractors, the government needed standardization, especially in the planning process and the reporting of information. The government established a life-cycle planning and control model and a cost-monitoring system and created a group of project management auditors to make sure that the government’s money was being spent as planned. These practices were to be used on all government programs above a certain dollar value. Private industry viewed

these practices as an over-management cost and saw no practical value in project management. If any best practices were captured at that time, they were heavily focused on improvements to the standardized forms the Department of Defense (DoD) used.

Because many firms saw no practical value in project management in its early years, there were misconceptions about it. Some of the misconceptions included:

- Project management is a scheduling tool like PERT/CPM (program evaluation and review technique/critical path method) scheduling.
- Project management applies to large projects only.
- Project management is designed for government projects only.
- Project managers must be engineers, preferably with advanced degrees.
- Project managers need a command of technology to be successful.
- Project success is measured in technical terms only. (Did it work?)

### **1.3 PROJECT MANAGEMENT BEST PRACTICES: 1960–1985**

---

Between 1960 and 1985, a better understanding of project management existed. Growth in the field had come about more through necessity than through desire, but at a very slow rate. Its slow growth can be attributed mainly to lack of acceptance of the new management techniques necessary for successful implementation of project management. An inherent fear of the unknown acted as a deterrent for both managers and executives.

Other than aerospace, defense, and construction, the majority of companies in the 1960s managed projects informally. In informal project management, just as the words imply, projects were handled on an informal basis and the authority of the project manager was minimized. Most projects were handled by functional managers and stayed in one or two functional lines, and formal communications were either unnecessary or handled informally because of the good working relationships between line managers. Those individuals who were assigned as project managers soon found that they were functioning more as project leaders or project monitors than as real project managers. Many organizations today, such as low-technology manufacturing, have line managers who have been working side by side for 10 or more years. In such situations, informal project management may be effective on capital equipment or facility development projects, and project management is not regarded as a profession.

By 1970 and through the early 1980s, more companies departed from informal project management and restructured to formalize the project management process, mainly because the size and complexity of their activities had grown to a point where they were unmanageable within the current structure.

Not all industries need project management, and executives must determine whether there is an actual need before making a commitment. Several industries with simple tasks, whether in a static or a dynamic environment, do not need formalized project management. Manufacturing industries with slowly changing technology do not need project management, unless of course they have a requirement for several special projects, such as capital equipment activities, that could interrupt the normal flow of work in the routine manufacturing operations. The slow growth rate and

acceptance of project management were related to the fact that the limitations of project management were readily apparent yet the advantages were not completely recognizable. Project management requires organizational restructuring. The question, of course, is “How much restructuring?” Executives avoided the subject of project management for fear that “revolutionary” changes would have to be made in the organization.

Project management restructuring has permitted companies to:

- Accomplish tasks that could not be effectively handled by the traditional structure
- Accomplish one-time activities with minimum disruption of routine business

The second item implies that project management is a “temporary” management structure and, therefore, causes minimum organizational disruption. The major problems identified by those managers who endeavored to adapt to the new system all revolved around conflicts in authority and resources. Companies began to recognize the need for capturing best practices, especially those that could reduce some human behavior issues. Improvements in the methodologies were also taking place.

Another major concern was that project management required upper-level managers to relinquish some of their authority through delegation to middle managers. In several situations, middle managers soon occupied the power positions, even more so than upper-level managers.

Project management became a necessity for many companies as they expanded into multiple product lines, many of which were dissimilar, and organizational complexities grew. This growth can be attributed to four factors:

1. Technology increasing at an astounding rate
2. More money being invested in research and development (R&D)
3. More information being available
4. Shortening of project life cycles

To satisfy the requirements imposed by these four factors, management was “forced” into organizational restructuring; the traditional organizational form that had survived for decades was inadequate for integrating activities across functional “empires.”

By 1970, the environment began to change rapidly. Companies in aerospace, defense, and construction pioneered the implementation of project management, and other industries soon followed, some with great reluctance. NASA and the DoD “forced” subcontractors to accept project management.

Because current organizational structures are unable to accommodate the wide variety of interrelated tasks necessary for successful project completion, the need for project management has become apparent. It is usually first identified by those lower-level and middle managers who find it impossible to control their resources effectively for the diverse activities within their line organization. Quite often middle managers feel the impact of changing environment more than upper-level executives.

Once the need for change is identified, middle management must convince upper-level management that such a change is actually warranted. If top-level

executives cannot recognize the problems with resource control, then project management will not be adopted, at least formally. Informal acceptance, however, is another story.

As project management developed, some essential factors in its successful implementation were recognized. The major factor was the role of the project manager, which became the focal point for integrative responsibility. The need for integrative responsibility was first identified in complex R&D projects.

The R&D technology has broken down the boundaries that used to exist between industries. Once-stable markets and distribution channels are now in a state of flux. The industrial environment is turbulent and increasingly hard to predict. Many complex facts about markets, production methods, costs, and scientific potentials are related to investment decisions in R&D.

All of these factors have combined to produce a king-size managerial headache. There are just too many crucial decisions to have them all processed and resolved at the top of the organization through regular line hierarchy. They must be integrated in some other way.

Providing the project manager with integrative responsibility resulted in:

1. Total project accountability being assumed by a single person
2. Project rather than functional dedication
3. A requirement for coordination across functional interfaces
4. Proper utilization of integrated planning and control

Without project management, these four elements have to be accomplished by executives, and it is questionable whether these activities should be part of an executive's job description. An executive in a Fortune 500 corporation stated that he was spending 70 hours each week working as both an executive and a project manager, and he did not feel that he was performing either job to the best of his abilities. During a presentation to the staff, the executive stated what he expected of the organization after project management implementation:

- Push decision making down in the organization.
- Eliminate the need for committee solutions.
- Trust the decisions of peers.

Those executives who chose to accept project management soon found the advantages of the new technique:

- Easy adaptation to an ever-changing environment
- Ability to handle a multidisciplinary activity within a specified period of time
- Horizontal as well as vertical work flow
- Better orientation toward customer problems
- Easier identification of activity responsibilities
- A multidisciplinary decision-making process
- Innovation in organizational design

As project management evolved, best practices became important. Best practices were learned from both successes and failures. In the early years of project management, private industry focused on learning best practices from successes. The government, however, focused on learning about best practices from failures. When the government finally focused on learning from successes, the knowledge of best practices came from its relationships with both prime contractors and the subcontractors. Some of these best practices that came out of the government included:

- Use of life-cycle phases
- Standardization and consistency
- Use of templates (e.g., for statement of work [SOW], work breakdown structure [WBS], and risk management)
- Providing military personnel in project management positions with extended tours of duty at the same location
- Use of integrated project teams
- Control of contractor-generated scope changes
- Use of earned value measurement

#### 1.4 PROJECT MANAGEMENT BEST PRACTICES: 1985–2016 ---

By the 1990s, companies had begun to realize that implementing project management was a necessity, not a choice. By 2016, project management had spread to virtually every industry and best practices were being captured. In the author's opinion, the appearance of best practices by industry can be summarized as follows:

- 1960–1985: Aerospace, defense, and construction
- 1986–1993: Automotive suppliers
- 1994–1999: Telecommunications
- 2000–2003: Information technology
- 2004–2006: Health care
- 2007–2008: Marketing and sales
- 2009–Present: Government agencies, small businesses, and global acceptance of project management

The question now is not how to implement project management, but how fast can it be done? How quickly can we become mature in project management? Can we use the best practices to accelerate the implementation of project management?

Table 1–1 shows the typical life-cycle phases that an organization goes through to implement project management. In the first phase—the embryonic phase—the organization recognizes the apparent need for project management. This recognition normally takes place at the lower and middle levels of management, where the project activities actually take place. The executives are then informed of the need and assess the situation.



TABLE 1–1. FIVE PHASES OF THE PROJECT MANAGEMENT LIFE CYCLE

<b>Embryonic</b>	<b>Executive Management Acceptance</b>	<b>Line Management Acceptance</b>	<b>Growth</b>	<b>Maturity</b>
Recognize need	Get visible executive support	Get line management support	Recognize use of life-cycle phases	Develop a management cost/schedule control system
Recognize benefits	Achieve executive understanding of project management	Achieve line management commitment	Develop a project management methodology	Integrate cost and schedule control
Recognize applications	Establish project sponsorship at executive levels	Provide line management education	Make the commitment to planning	Develop an educational program to enhance project management skills
Recognize what must be done	Become willing to change way of doing business	Become willing to release employees for project management training	Minimize creeping scope Select a project tracking system	

Six driving forces lead executives to recognize the need for project management:

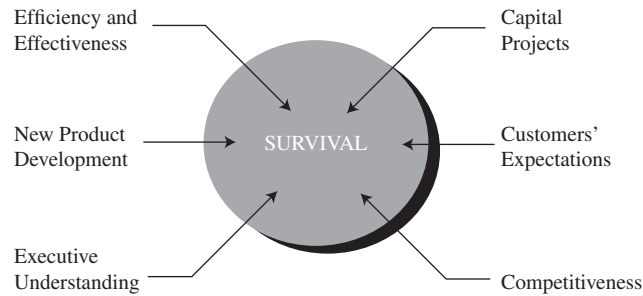
1. Capital projects
2. Customer expectations
3. Competitiveness
4. Executive understanding
5. New project development
6. Efficiency and effectiveness

Manufacturing companies are driven to project management because of large capital projects or a multitude of simultaneous projects. Executives soon realize the impact on cash flow and that slippages in the schedule could end up idling workers.

Companies that sell products or services, including installation, to their clients must have good project management practices. These companies are usually non-project-driven but function as though they were project-driven. These companies now sell solutions to their customers rather than products. It is almost impossible to sell complete solutions to customers without having superior project management practices because what you are actually selling is your project management expertise (i.e., your project management processes).

There are two situations where competitiveness becomes the driving force: internal projects and external (outside customer) projects. Internally, companies get into trouble when they realize that much of the work can be outsourced for less than it would cost to perform the work themselves. Externally, companies get into trouble when they are no longer competitive on price or quality or when they simply cannot increase their market share.

Executive understanding is the driving force in those organizations that have a rigid traditional structure that performs routine, repetitive activities. These organizations are quite resistant to change, unless it is driven by the executives. This driving force can exist in conjunction with any of the other driving forces.



**Figure 1-1.** The components of survival.

Source: Reprinted from H. Kerzner, *In Search of Excellence in Project Management* (Hoboken, NJ: Wiley, 1998), p. 51.

New product development is the driving force for those organizations that are heavily invested in R&D activities. Given that only a small percentage of R&D projects ever make it into commercialization, where the R&D costs can be recovered, project management becomes a necessity. Project management can also be used as an early-warning system that a project should be canceled.

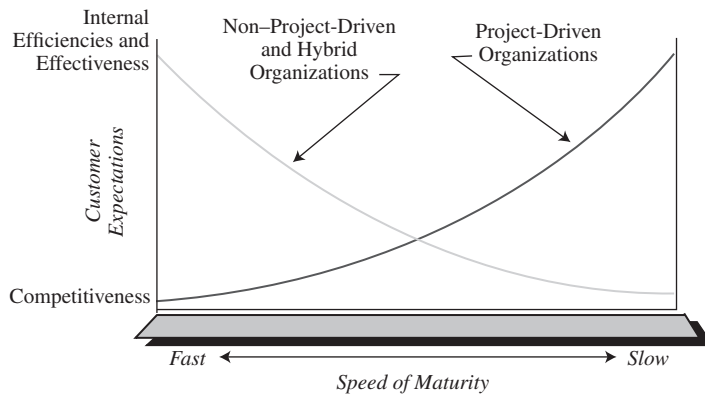
Efficiency and effectiveness, as driving forces, can exist in conjunction with any other driving forces. Efficiency and effectiveness take on paramount importance for small companies experiencing growing pains. Project management can be used to help such companies remain competitive during periods of growth and to assist in determining capacity constraints.

Because of the interrelatedness of these driving forces, some people contend that the only true driving force is survival. This is illustrated in Figure 1-1. When the company recognizes that survival of the firm is at stake, the implementation of project management becomes easier.

Enrique Sevilla Molina, PMP, formerly corporate PMO director, discusses the driving forces at Indra that necessitated the need for excellence in project management:

The internal forces were based on our own history and business experience. We soon found out that the better the project managers, the better the project results. This realization came together with the need to demonstrate in national and international contracts, with both US and European customers, our real capabilities to handle big projects. These big projects required world-class project management, and for us managing the project was a greater challenge than just being able to technically execute the project. Summarizing, these big projects set the pace to define precise procedures on how handling stakeholders, big subcontractors and becoming a reliable main point of contact for all issues related with the project.

The speed by which companies reach some degree of maturity in project management is most often based on how important they perceive the driving forces to be. This is illustrated generically in Figure 1-2. Non-project-driven and hybrid organizations move quickly to maturity if increased internal efficiencies and effectiveness are needed. Competitiveness is the slowest path because these types of organizations do not recognize that project management affects their competitive position directly. For



**Figure 1-2.** Speed of maturity.

project-driven organizations, the path is reversed. Competitiveness is the name of the game, and the vehicle used is project management.

Once the organization perceives the need for project management, it enters the second life-cycle phase of Table 1-1, executive acceptance. Project management cannot be implemented rapidly in the near term without executive support. Furthermore, the support must be visible to all.

The third life-cycle phase is line management acceptance. It is highly unlikely that any line manager would actively support the implementation of project management without first recognizing the same support coming from above. Even minimal line management support will still cause project management to struggle.

The fourth life-cycle phase is the growth phase, where the organization becomes committed to the development of the corporate tools for project management. This includes the processes and project management methodology for planning, scheduling, and controlling as well as selection of the appropriate supporting software. Portions of this phase can begin during earlier phases.

The fifth life-cycle phase is maturity. In this phase, the organization begins using the tools developed in the previous phase. Here, the organization must be totally dedicated to project management. The organization must develop a reasonable project management curriculum to provide the appropriate training and education in support of the tools as well as the expected organizational behavior.

By the 1990s, companies finally began to recognize the benefits of project management. Table 1-2 shows the critical success factors (CSFs) and critical failure factors (CFFs) that have led to changes in our view of project management. Many of these factors were identified through the discovery and implementation of best practices.

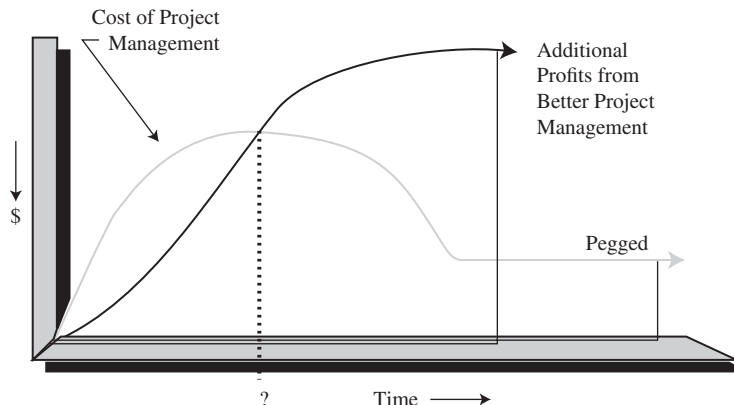
By the 1990s, companies finally began to recognize the benefits of project management. Table 1-2 shows the critical success and critical failure factors that have led to changes in our view of project management. Many of these factors were identified through the discovery and implementation of best practices.

Recognizing that the organization can benefit from the implementation of project management is just the starting point. The question now becomes: How

**TABLE 1-2. CRITICAL FACTORS IN THE PROJECT MANAGEMENT LIFE CYCLE**

Critical Success Factors	Critical Failure Factors
<b>Executive Management Acceptance Phase</b>	
Consider employee recommendations	Refuse to consider ideas of associates
Recognize that change is necessary	Unwilling to admit that change may be necessary
Understand the executive role in project management	Believe that project management control belongs at executive levels
<b>Line Management Acceptance Phase</b>	
Willing to place company interest before personal interest	Reluctant to share information
Willing to accept accountability	Refuse to accept accountability
Willing to see associates advance	Not willing to see associates advance
<b>Growth Phase</b>	
Recognize the need for a corporate-wide methodology	View a standard methodology as a threat rather than as a benefit
Support uniform status monitoring/reporting	Fail to understand the benefits of project management
Recognize the importance of effective planning	Provide only lip service to planning
<b>Maturity Phase</b>	
Recognize that cost and schedule are inseparable	Believe that project status can be determined from schedule alone
Track actual costs	See no need to track actual costs
Develop project management training	Believe that growth and success in project management are the same

long will it take us to achieve these benefits? This can be partially answered from Figure 1-3. In the beginning of the implementation process, there will be added expenses to develop the project management methodology and establish the support systems for planning, scheduling, and control. Eventually, the cost will level off and become pegged. The question mark in Figure 1-3 is the point at which the benefits



**Figure 1-3.** Project management costs versus benefits.

equal the cost of implementation. This point can be pushed to the left through training and education.

During the first decade of the twenty-first century, the understanding and acceptance of the benefits permeated all levels of senior management rather than just those executives that interfaced with projects on a daily basis. Three comments from senior management at American Greetings Corporation illustrate this point:

Through project management, we've learned how to make fact-based decisions. Too often in the past we based our decisions on what we thought could happen or what we hoped would happen. Now we can look at the facts, interpret the facts honestly and make sound decisions and set realistic goals based on this information.

**Zev Weiss, chief executive officer, American Greetings**

The program management office provides the structure and discipline to complete the work that needs to get done. From launch to completion, each project has a roadmap for meeting the objectives that were set.

**Jeff Weiss, president and chief operating officer, American Greetings**

Through project management, we learned the value of defining specific projects and empowering teams to make them happen. We've embraced the program management philosophy and now we can use it again and again to reach our goals.

**Jim Spira, retired president and chief operating officer, American Greetings**

When all of the executives are in agreement as to the value and benefits of project management, continuous improvements in project management occurs at a rapid pace.

## **1.5 PROJECT MANAGEMENT BEST PRACTICES: 2016–PRESENT** ---

As more and more companies recognized the benefits of using project management, capturing best practices became commonplace. Perhaps the biggest change in how people viewed project management was the realization that completed projects could provide business value rather than merely deliverables. Completing projects within the traditional triple constraints of time, cost, and scope is not necessarily success if the deliverables do not bring business value to the company.

Businesses changed the traditional perception of project management. Business cases for projects now include a benefits realization plan and often are accompanied by a detailed description of the business value expected at the conclusion of the project.

Project selection practices and the building of the project portfolio of projects are now predicated on the desire to maximize benefits and business value. Project that were once considered pet projects for the benefit of a single individual are being removed from the queue and replaced with projects that can benefit the organization as a whole. Benefits realization planning, benefits management, and business value management are now prime focuses at the executive levels of management.

## 1.6 BENEFITS MANAGEMENT PRACTICE AT DUBAI CUSTOMS ---

At Dubai Customs (DC), where projects cover both core and noncore domains, effective benefits realization is critical to the achievement of the business outcomes desired from investments.

Mohammad Rashed Bin Hashim and Ajith Kumar Nair, specialists heading the IT Demand and Benefits Management section at DC, a part of the Project Delivery Department, spearheaded the work of develop a Benefits Management Framework for the Customs Development Division. Through extensive research in global benefits realization best practices, they set up a working governance process with an established methodology to capture and measure all financial and nonfinancial benefits that encapsulate overall outcomes. This process is applied in the development of business cases, benefit realization plans, and portfolio-level benefit management. It also provides decision-making support for DC Executive Development Committee in overseeing all project-related investments.

The objectives of benefits realization management at DC are to:

- Ensure benefits are identified and defined clearly at the outset, and linked to strategic outcomes (Business Needs document—Demand Outline and Business Case)
- Ensure business areas are committed to realizing their defined benefits with assigned ownership and responsibility for adding value through the realization process. (Benefit Realization Plan & Activity Tracker for monitoring and measurement)
- Drive the process of realizing benefits, including benefit measurement, tracking and recording benefits as they are realized and manage benefits at a portfolio level to better budget and prioritize future initiatives. (Benefit Realization Plan and Benefit Quadrant)
- Use the defined, expected benefits as a roadmap for the project/program, providing a focus for delivering change. (Benefit Quadrant feeding into Portfolio Management)
- Provide alignment and clear links between the project/program (its objectives and desired benefits) as per Figure 1–4 with the strategic objectives. (DC Strategic Alignment with Benefits—Benefits Alignment Map)

### **Benefits Realization Management Framework**

The purpose of the Benefits Realization Management Framework developed at DC is:

- To provide a framework of best practice principles and concepts drawn from latest experiences and proven best practices (Cranfield Process Model for Benefits Management and APMG International Managing Benefits: Optimizing the Return from Investments) in setting up and managing benefits for project and programs across the project delivery department.

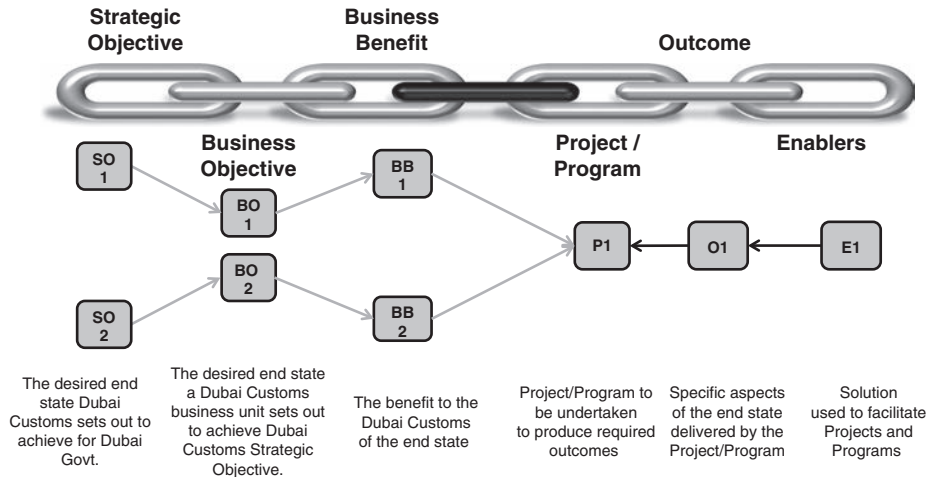


Figure 1-4. Benefits alignment map.

- To provide a standard approach for benefits realization management with the business subject matter experts, directors, business owners, domain managers, change managers, project/program managers, business analysts and project management office (PMO) staff across Dubai Customs.
- To provide consistent terminology and benefits categorization (Revenue increase, Cost savings, Increased efficiency, Revenue Protection and Customer Satisfaction)
- To provide an introduction and guidance for business sponsors and business benefit owners.
- Aimed at those who are involved in benefits realization enabling them to adapt and tailor the guidance to their specific needs highlighted in Figure 1-5.

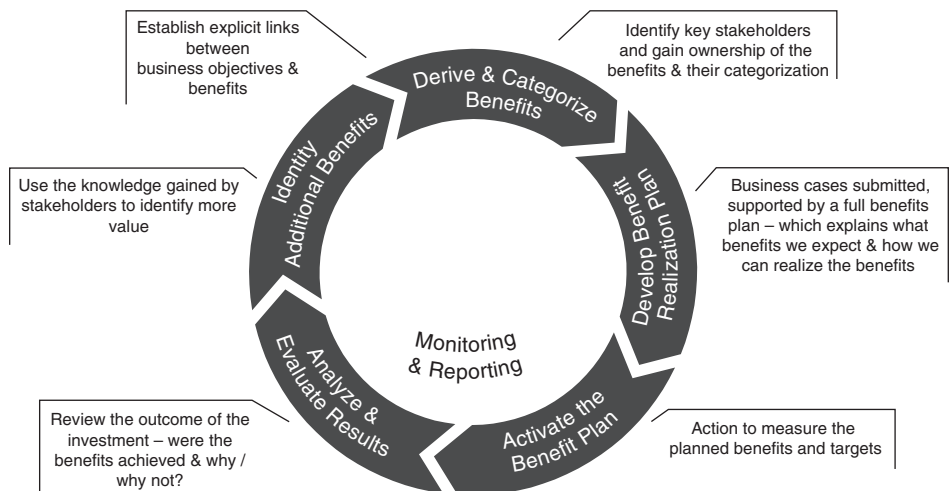


Figure 1-5. Benefits realization management framework.

- Accessible to strategy, operational business areas, and program/project teams as well as by individual practitioners and business benefit owners.
- Aimed at helping practitioners improve their decision making and become better at implementing beneficial change.

To determine whether an initiative has succeeded and achieved its purpose, benefits management processes look at setting up an overall governance process to plan, measure, review, and evaluate results for quantifiable benefits. The processes also look at measuring qualitative benefits internally and at defining and measuring external partner benefits to DC.

The key to applying the framework is to understand the starting point.

- Have you got an approved business case, or are you still in the process of developing a business case for your project or program?
- All tasks and deliverables relevant to program or project use this standard approach to focus on developing benefits as depicted in Figure 1–5.

### **Benefits Management Maturity Level**

Determining the maturity level of an organization will help tailor the framework to help ensure adoption and continued use of benefit processes and templates. Low benefit management maturity will resist the introduction of a complex and comprehensive benefits framework. DC realized the need to distill the framework, processes, and templates to gain the essential mechanisms required to improve overall organization's benefit management and perform required governance reporting to plan the continued improvement of benefits management.

An assessment on the adequacy and effectiveness of DC benefits management practices was conducted by Stephen Jenner, a world-renowned benefits management consultancy expert in collaboration with the consultancy group International Institute for Learning, Inc. here at Dubai to gauge our maturity level. With the workshops held here at DC, we developed an internal maturity model for Benefits Management depicted in Figure 1–6 to identify maturity areas achieved, to be improved, and to be further developed.

### **Portfolio Benefits Management (Benefits Quadrant)**

For many initiatives, benefits realization will only commence after project implementation is complete. At DC, benefits realization is being monitored after project completion by assigning ongoing responsibility for benefits realization to the Demand Management Section, where realizations are analyzed across the portfolio to optimize and report on a continuous basis to our higher-level governance board (Customs Development Committee). Highlighted in Figure 1–7 is a quadrant built within DC for managing benefits for the portfolio as a whole based on the ideas obtained from the managing benefits best practice of APMG International Benefits are maintained at a portfolio level and plotted with a point allocation depicting the bubble size that represents the cost of the investment around the twin dimensions of attractiveness and achievability of the benefits; this serves as a tool for management in reporting and planning future investments.



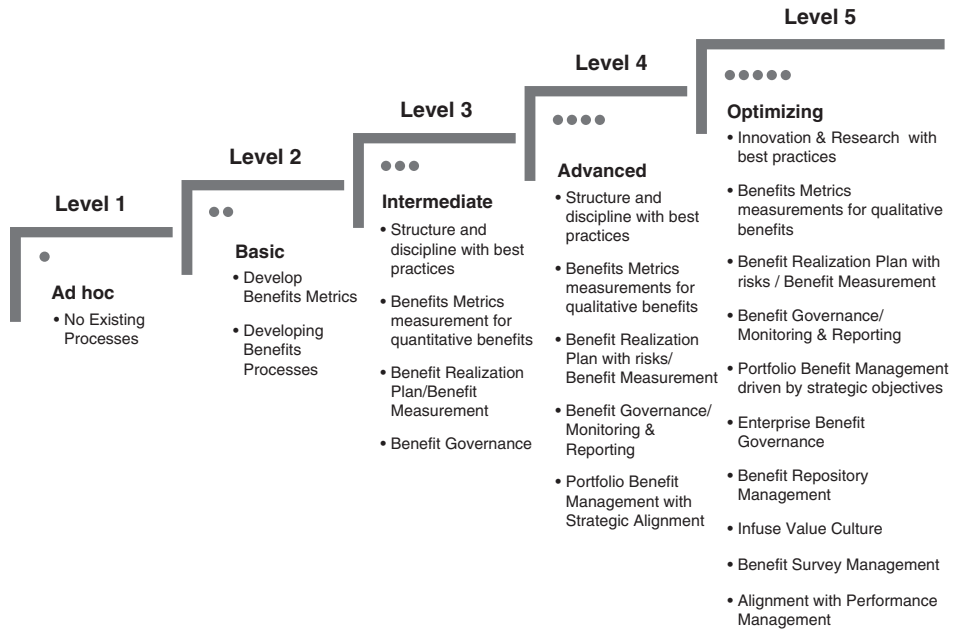


Figure 1–6. Benefits realization maturity model.

**Key Lessons Learned**

- ✓ Think about what the benefits are that you want to achieve, then come up with a program of projects that will allow you to deliver those benefits. Thinking of the projects first and then trying to align these to the corporate strategy is just wrong.
- ✓ Beware of “rogue” projects not strategic in nature that consume valuable resources and distract attention from helping us deliver the organization’s strategy.

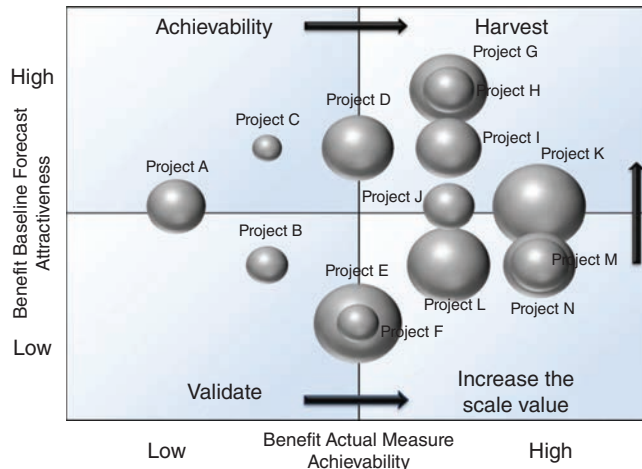


Figure 1–7. Portfolio benefits quadrant.

- ✓ Focus on benefits with ongoing participative stakeholder management.
- ✓ Benefits forecasts and practices are driven by evidence.
- ✓ Benefits must be transparent based on open and honest forecasting and reporting and a clear line of sight from strategic objectives to business benefits.
- ✓ Benefits must be forward looking and must evolve through learning and continuous improvement.
- ✓ Benefits must focus more on actual realization of benefits.
- ✓ Active sponsorship is essential for successful delivery of projects/programs and the expected benefits. The business owner needs to ensure that the project/program delivers the expected benefits.
- ✓ Organizations must infuse a value culture to effectively mature in the benefits realization realm.
- ✓ Benefits are often realized sometime after project completion. Even if the benefits start coming straightaway, it is essential that the long-term effectiveness of the benefits must be monitored by the business owner.
- ✓ Benefits must be managed for the full business life cycle from identification to realization and applying lessons learned.

## 1.7 AN EXECUTIVE'S VIEW OF PROJECT MANAGEMENT ---

Today's executives have a much better understanding of and appreciation for project management than did their predecessors. Early on, project management was seen as simply scheduling a project and then managing the project using network-based software. Today, this parochial view has changed significantly. Project management is now a necessity for survival.

Although there are several drivers for this change, three significant reasons seem to stand out. First, as businesses downsize due to poor economic conditions or stiffening competition, the remaining employees are expected to do more with less. Executives expect the employees to become more efficient and more effective when carrying out their duties. Second, business growth today requires the acceptance of significant risks, specifically in the development of new products and services for which there may not be reasonable estimating techniques or standards. Simply stated, we are undertaking more jobs that are neither routine nor predictable. Third, and perhaps most important, is that we believe we are managing our business as though it were a series of projects. Projects now make up a significant part of people's jobs. For that reason, all employees are actually project managers to some degree and are expected to make business as well as project decisions.

The new breed of executive seems to have a much broader view of the value of project management, ranging from its benefits, to the selection criteria for project managers, to organizational structures that can make companies more effective. This is apparent in the next comments, which were provided by Tom Lucas, chief information officer for the Sherwin-Williams Company:

- We have all managed projects at one time or another, but few of us are capable of being project managers.

- The difference between managing projects and professional project management is like the difference between getting across the lake in a rowboat versus a racing boat. Both will get you across the lake, but the rowboat is a long and painful process. But how do people know until you give them a ride?
- Don't be misguided into thinking professional project management is about process. It is about delivering business results.
- If you don't appreciate that implementing a PMO is a cultural transition, you are destined to fail.

The next comments from other executives clearly indicate their understanding and appreciation of project management:

NTT DATA Services is committed to providing exceptional IT services to clients. Delivering on this business imperative requires highly skilled and certified project managers using a disciplined project management framework with standard and repeatable processes. The importance of project management and status of project managers have been recognized and rewarded by NTT DATA Services for many years, which positions us exceedingly well in the market, given the unprecedented speed and complexity of today's technology coupled with clients' ever increasing demands and expectations.

**Bob Pryor, chief operating officer, NTT DATA Services**

Our customers, which are multinational industrial groups, expect from COMAU project managers an international, multicultural, and global approach. In the meantime, our shareholder is asking us for high projects governance obtained through a global project management effective framework. In 2006, we adopted a world-class project management approach (i.e., PMI), which, together with the implementation of the best practices on the global COMAU footprint, allowed us to demonstrate that both customers and shareholder goals can be fulfilled. I am sure that we are on the right tracks and that this continuous improvement strategy has to be pursued in the next years with motivation and perseverance.

**Riccardo Tarantini, COMAU chief executive officer, Fiat Group**

Over the past 15 years, ongoing transformation has become a defining characteristic of IBM—and a key factor in our success. Effective change in process and IT transformation doesn't just happen, it must be enabled by highly skilled project managers. Our project managers analyze processes, enabled by IT, in a way that allows us to innovate and eliminate unnecessary steps, simplify and automate. They help us become more efficient and effective by pulling together the right resources to get things done—on time and on budget. They are invaluable as we continue to make progress in our transformation journey.

**Linda S. Sanford, senior vice president, Enterprise Transformation,  
IBM Corporation**

Project managers are a critical element of our end-to-end development and business execution model. Our goal is to have sound project management practices in place to provide better predictability in support of our products and offerings. As a team, you help us see challenges before they become gating issues and ensure we meet our commitments to STG [System and Technology Group] and clients. . . . We continue to focus

on project management as a career path for high-potential employees and we strongly encourage our project managers to become certified, not only [by] PMI, but ultimately IBM certified. . . . End-to-end project management must become ingrained in the fabric of our business.

**Rod Adkins, senior vice president, IBM's System and Technology Group**

Successful project management is mission critical to us from two points of view:

First, as we define and implement PLM (product life cycle management) solutions, we help customers to streamline their entire product life cycle across all functional units. This can make any large PLM project an intricate and even complex undertaking. To live up to our company mantra of "we never let a customer fail," robust and reliable project management is often the most critical component we provide aside from the PLM platform itself; the combination of the two enables our customers to achieve the business benefits they strive for by investing in PLM.

Second, Siemens itself is one of our largest customers. This is a great opportunity and, at the same time, a great challenge. Keeping a project's objectives and scope under control with our "internal" customer is at least as challenging as with external customers; yet it is critical in order to keep our development roadmaps and deployment schedules on track. Our job is to continue to successfully develop and deploy the first and only true end-to-end industry software platform. This comprehensive platform covers the entire product lifecycle from initial requirements, through product development, manufacturing planning, controlling the shop floor and even managing the maintenance, repair and overhaul of the product in question. As a result, effective project management is vital to our success.

**Dr. Helmuth Ludwig, president, Siemens PLM Software**

In this age of instant communications and rapidly evolving networks, Nortel continues to maximize use of its project management discipline to ensure the successful deployment of increasingly complex projects. We foster an environment that maintains a focus on sharing best practices and leveraging lessons learned across the organization, largely driven by our project managers. We are also striving to further integrate project management capabilities with supply chain management through the introduction of SAP business management software. Project management remains an integral part of Nortel's business and strategy as it moves forward in a more services- and solutions-oriented environment.

**Sue Spradley, former president, Global Operations, Nortel Networks**

The PMO process has been essential to the success of several major IS [information systems] projects within Our Lady of Lourdes Regional Medical Center. This was especially true of our recent conversion from MedCath IS support to Franciscan Missionaries of Our Lady Health System IS support at our newest physician joint venture: The Heart Hospital of Lafayette. PMO built trust through transparency, accountability and a framework for real-time project assessment. Without this structure, I seriously doubt we could have succeeded in bringing the conversion on time and under budget.

**W. F. "Bud" Barrow, president and chief executive officer,  
Our Lady of Lourdes Regional Medical Center**

In the services industry, how we deliver (i.e., the project management methodology) is as important as what we deliver (i.e., the deliverable). Customers expect to maximize

their return on IT investments from our collective knowledge and experience when we deliver best-in-class solutions. The collective knowledge and experience of HP [Hewlett-Packard] Services is easily accessible in HP Global Method. This integrated set of methodologies is a first step in enabling HPS [Hewlett-Packard Services] to optimize our efficiency in delivering value to our customers. The next step is to know what is available and learn how and when to apply it when delivering to your customers. HP Global Method is the first step toward a set of best-in-class methodologies to increase the credibility as a trusted partner, reflecting the collective knowledge and expertise of HP Services. This also improves our cost structures by customizing predefined proven approaches, using existing checklists to ensure all the bases are covered and share experiences and learning to improve Global Method.

**Mike Rigodanzo, formerly senior vice president,  
HP services operations and information technology**

In 1996, we began looking at our business from the viewpoint of its core processes. . . . As you might expect, project management made the short list as one of the vital, core processes to which quality principles needed to be applied.

**Martin O’Sullivan, retired vice president, Motorola**

These comments clearly indicate that today’s executives recognize that project management is a strategic or core competency needed for survival because it interfaces with perhaps all other business processes, including quality initiatives.

## 1.8 BEST PRACTICES PROCESS ---

Why capture best practices? The reasons or objectives for capturing best practices might include:

- Continuous improvements (efficiencies, accuracy of estimates, waste reduction, etc.)
- Enhanced reputation
- Winning new business
- Survival of the firm

Survival of the firm has become the most important reason today for capturing best practices. In the last few years, customers have put pressure on contractors in requests for proposals by requesting:

- A listing of the number of PMP® credential holders\* in the company and how many will be assigned to this project
- A demonstration that the contractor has an enterprise project management methodology, whether rigid or flexible, that is acceptable to the customer or else the contractor must use some other methodology approved by the customer

---

\*PMP is a registered mark of the Project Management Institute, Inc.

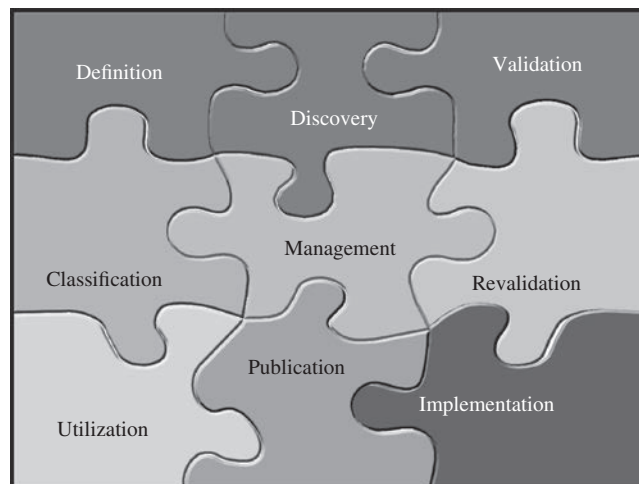
- Supporting documentation identifying the contractor's maturity level in project management, possibly using a project management maturity model for assessments
- A willingness to share lessons learned and best practices discovered on this project and perhaps previous projects for other customers

Recognizing the need for capturing best practices is a lot easier than actually doing it. Companies are developing processes for identifying, evaluating, storing, and disseminating information on best practices. There are nine best practices activities, as shown in Figure 1–8, and most companies that recognize the value of capturing best practices accomplish all of these steps.

The processes answer nine questions:

1. What is the definition of a best practice?
2. Who is responsible for identifying the best practice, and where do we look?
3. How do we validate that something is a best practice?
4. Are there levels or categories of best practices?
5. Who is responsible for the administration of the best practice once approved?
6. How often do we reevaluate that something is still a best practice?
7. How do companies use best practices once they are validated?
8. How do large companies make sure that everyone knows about the existence of the best practices?
9. How do we make sure that the employees are using the best practices and using them properly?

Each of these questions is addressed in the sections that follow.



**Figure 1–8.** Best practices processes.

## 1.9 STEP 1: DEFINITION OF A BEST PRACTICE

---

For more than a decade, companies have been fascinated by the expression “best practices.” But now, after two decades or more of use, we are beginning to scrutinize the term, and perhaps better expressions exist.

A best practice begins with an idea that there is a technique, process, method, or activity that can be more effective at delivering an outcome than any other approach and provides us with the desired outcome with fewer problems and unforeseen complications. As a result, we supposedly end up with the most efficient and effective way of accomplishing a task based on a repeatable process that has been proven over time for a large number of people and/or projects.

But once this idea has been proven to be effective, we normally integrate the best practice into our processes so that it becomes a standard way of doing business. Therefore, after acceptance and proven use of the idea, the better expression possibly should be a “proven practice” rather than “best practice.” This is just one argument why a “best practice” may be just a buzzword and should be replaced by “proven practice.”

Another argument is that the identification of a best practice may lead some to believe that we were performing some activities incorrectly in the past, and that may not have been the case. The new practice simply may be a more efficient and effective way of achieving a deliverable. Another issue is that some people believe that best practices imply that there is one and only one way of accomplishing a task. This also may be a faulty interpretation.

Perhaps in the future the expression “best practices” will be replaced by “proven practices.” Although for the remainder of this text, we use the expression “best practices,” the reader must understand that other terms may be more appropriate. This interpretation is necessary here because most of the companies that have contributed to this book still use the expression “best practices.”

As project management evolved, so did the definitions of a best practice. Some definitions of a best practice are highly complex, while others are relatively simplistic. Yet they both achieve the same purpose of promoting excellence in project management throughout the company. Companies must decide on the amount of depth to go into the best practice—should it be generic and at a high level or detailed and at a low level? High-level best practices may not achieve the efficiencies desired, whereas highly detailed best practices may have limited applicability.

Every company can have its own definition of a best practice, and there might even be industry standards on the definition. Typical definitions of a best practice might be:

- Something that works
- Something that works well
- Something that works well on a repetitive basis
- Something that leads to a competitive advantage
- Something that can be identified in a proposal to generate business
- Something that differentiates us from our competitors
- Something that keeps the company out of trouble and, if trouble occurs, the best practice will assist in getting the company out of trouble

Every company has its own definition of a best practice. There appear to be four primary reasons for capturing best practices:

1. To improve efficiency
2. To improve effectiveness
3. To achieve standardization
4. For consistency

In each of the following definitions, you should be able to identify which of the four, or combination thereof, the company targets:

At Orange Switzerland, a best practice is defined as an experience based, proven, and published way of proceeding to achieve an objective.

We do have best practices that are detailed in our policies/procedures and workflows. These are guidelines and templates as well as processes that we all [members of the EPMO—enterprise project management office] have agreed to abide by as well as that they are effective and efficient methods for all parties involved. In addition, when we wrap up (conclude) a project, we conduct a formal lessons learned session (involving the project manager, sponsors, core team, and other parties impacted by the project), which is stored in a collective database and reviewed with the entire team. These lessons learned are in effect what create our best practices. We share these with other health care organizations for those vendors for which we are reference sites. All of our templates, policies/procedures, and workflows are accessible by request and, when necessary, we set meetings to review as well as explain them in detail.

**Nani Sadowski, formerly manager of the Enterprise Project Management Office at Halifax Community Health Systems**

Any tool, template, or activity used by a project manager that has had a positive impact on the *PMBOK® Guide\** knowledge and/or process areas and/or the triple constraint. An example of a best practice would be: Performing customer satisfaction assessments during each phase of a project allows adjustments during the project life cycle, which improves deliverables to the client, and improves overall project management. [This would be accompanied by a template for a customer satisfaction survey.]

**Spokesperson for AT&T**

Generally, we view a best practice as any activity or process that improves a given situation, eliminates the need of other more cumbersome methods, or significantly enhances an existing process. Each best practice is a living entity and subject to review, amendments, or removal.

For Churchill Downs Incorporated, a best practice is any method or process that has been proven to produce the desired results through practical application. We do not accept “industry” or “professional standards” as best practices until we have validated that the method or process works in our corporate environment.

---

\*PMBOK is a registered mark of the Project Management Institute, Inc.



Examples of some of our best practices include:

- *Charter signatures:* One of our best practices is requiring stakeholder signatures on project and program charters. This seems basic, but my experience is that a formal review and approval of a project's business objectives and goals is rarely documented. By documenting business objectives and their associated metrics, we have been able to proactively manage expectations and ensure alignment between various stakeholders.
- *Process definition:* In addition to defining the organization's project, program and portfolio management processes, the PMO has also taken an active role in mapping all of the financial processes for Churchill Downs Incorporated, from check requests and employee reimbursement requests to procedures for requesting capital expenses and purchase orders. This practice has increased corporate-wide awareness of how standardizing processes can enhance efficiency.
- *Access to information:* The PMO developed process maps, procedures and policies for the end-to-end budgeting processes, associated workflows and templates. These have been made available company-wide via CCN, the company's intranet site.

**Comments by Chuck Millhollan, formerly director of program management, Churchill Downs Incorporated**

At Indra, we consider a "best practice" in project management as a management action or activity that usually generates a positive outcome. As such, it is accepted by the management community and eventually becomes a recommended or required way of performing the task. We also consider as a "best practice," the use of predefined indicators, thresholds or metrics to make or facilitate decisions with regard to project management processes.

**Comments by Enrique Sevilla Molina, PMP, formerly corporate PMO director, Indra**

## 1.10 STEP 2: SEEKING OUT BEST PRACTICES ---

Best practices can be captured either within your organization or external to your organization. Benchmarking is one way to capture external best practices, possibly by using the project management office (PMO) as the lead for external benchmarking activities. However, there are external sources other than benchmarking for identifying best practices:

- Project Management Institute (PMI) publications
- Forms, guidelines, templates, and checklists that can affect the execution of the project
- Forms, guidelines, templates, and checklists that can affect the definition of success on a project
- Each of the *PMBOK*<sup>®</sup> *Guide* areas of knowledge or domain areas
- Within company-wide or isolated business units

- Seminars and symposiums on general project management concepts
- Seminars and symposiums specializing on project management best practices
- Relationships with other professional societies
- Graduate-level theses

With more universities offering master's and doctorate-level work in project management, graduate-level theses can provide up-to-date research on best practices.

The problem with external benchmarking is that best practices discovered in one company may not be transferable to another company. In the author's opinion, most of the best practices are discovered internally and are specifically related to the company's use of its project management methodology and processes. Good project management methodologies allow for the identification and extraction of best practices. However, good ideas can come from benchmarking as well.

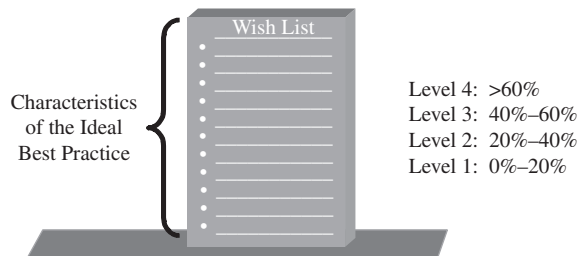
Sometimes it is easier to identify the drivers or metrics that affect each best practice than the best practice itself. Metrics and drivers can be treated as early indicators that a best practice may have been found. It is possible to have several drivers for each best practice. It is also possible to establish a universal set of drivers for each best practice, such as:

- Reduction in risk by a certain percentage, cost, or time
- Improve estimating accuracy by a certain percentage or dollar value
- Cost savings of a certain percentage or dollar value
- Efficiency increase by a certain percentage
- Reduction in waste, paperwork, or time by a certain percentage

There are three advantages of this approach for searching for drivers.

1. The drivers can change over time, and new drivers can emerge rapidly.
2. The best practices process is more of a science than an art.
3. We can establish levels of best practices such as shown in Figure 1–9. In this figure, a level 4 best practice, which is the best, would satisfy 60 percent or more of the list of drivers or characteristics of the ideal best practice.

Best practices may not be transferable from company to company, nor will they always be transferable from division to division within the same company. As an



**Figure 1–9.** Best practices levels. Each level contains a percentage of the ideal characteristics.

example, consider the following best practice discovered by a telecommunications company:

- A company institutionalized a set of values that professed that quality was everything. The result was that employees were focusing so much on quality that there was a degradation of customer satisfaction. The company then reprioritized its values with customer satisfaction being the most important, and quality actually improved.

In this company, an emphasis on customer satisfaction led to improved quality. However, in another company, emphasis on quality could just as easily have led to an improvement in customer satisfaction. Care must be taken during benchmarking activities to make sure that whatever best practices are discovered are in fact directly applicable to your company.

Best practices need not be overly complex. As an example, the next list of best practices is taken from companies discussed in this textbook. As you can see, some of the best practices were learned from failures rather than successes:

- Changing project managers in midstream is bad even if the project is in trouble. Changing project managers inevitably elongates the project and can make it worse.
- Standardization yields excellent results. The more standardization placed in a project management methodology, usually the better the results are.
- Maximization of benefits occurs with a methodology based on templates, forms, guidelines, and checklists rather than policies and procedures.
- Methodologies must be updated to include the results of discovering best practices. The more frequently the methodology is updated, the quicker the benefits are realized.

As noted, best practices need not be complex. Even though some best practices seem simplistic and based on common sense, the constant reminder and use of these best practices lead to excellence and customer satisfaction.

Another way to identify sources of best practices is from the definition of project success, CSFs, and key performance indicators (KPIs). Extracting best practices from the definition of success on a project may be difficult and misleading, especially if we have a poor definition of success.

Over the years, many of the changes that have taken place in project management have been the result of the way we define project success. As an example, consider the next chronological events that took place over the past several decades:

- *Success is measured by the triple constraints or competing constraints.* The triple constraints are time, cost, and performance (which include quality, scope, and technical performance). This was the basis for defining success during the birth of project management. Competing constraints can include safety, aesthetic value, benefits, safety, level of acceptable risk, and others.
- *Customer satisfaction must be considered as well.* Managing a project within the triple constraints is always a good idea, but the customer must be satisfied with

the end result. A contractor can complete a project within the triple constraints and still find that the customer is unhappy with the end result.

- *Other (or secondary) factors must be considered as well.* These additional competing constraints include using the customer's name as a reference, corporate reputation and image, compliance with government regulations, strategic alignment, technical superiority, ethical conduct, business realization, value management, and other such factors. The secondary factors may end up being more important than the primary factors of the triple constraints.
- *Success must include a business component.* Project managers are managing part of a business rather than merely a project and are expected to make sound business decisions as well as project decisions. There must be a business purpose for each project. Each project is considered as a contribution of business value to the company when completed.
- *Prioritization of constraints must occur.* Not all project constraints are equal. The prioritization of constraints is done on a project-by-project basis. Sponsorship involvement in this decision is essential.
- *The definition of success must be agreed on between the customer and the contractor.* Each project can have a different definition of success. There must be up-front agreement between the customer and the contractor at project initiation or at the first meeting between them on what constitutes success.
- *The definition of success must include a "value" component.* Why work on a project that does not provide the correct expected value at completion?

The problem with defining success as on time, within cost, and at the desired quality or performance level is that this is an internal definition of success only. Bad things can happen on projects when the contractor, customer, and various stakeholders all focus on different definitions of project success. There must be an up-front agreement on what constitutes project success. The ultimate customer or stakeholder should have some say in the definition of success, and ultimately numerous best practices may be discovered that relate to customer/stakeholder interfacing.

Today, we recognize that the customer rather than the contractor defines quality. The same holds true for project success. Customer and stakeholder acceptance must be included in any definition of project success. You can complete a project internally within your company within time, within cost, and within quality or specification limits and yet find the project is not fully accepted by the customer or stakeholders.

Although some definitions of project success seem quite simple, many companies have elaborated on the primary definition of project success. At Churchill Downs Incorporated (CDI), success is defined more rigorously than in most companies. According to Chuck Millhollan, formerly director of program management:

Project success is defined in our PMO charter as follows.

Based on input from CDI's executive management, the PMO considers a project to be a success when the following are true:

- a. Predefined business objectives and project goals were achieved or exceeded.
- b. A high-quality product is fully implemented and utilized.

- c. Project delivery met or beat schedule and budget targets.
- d. There are multiple winners:
  - i. Project participants have pride of ownership and feel good about their work.
  - ii. The customer's (internal and/or external) expectations are met.
  - iii. Management has met its goals.
- e. Project results helped build a good reputation.
- f. Methods are in place for continual monitoring and evaluation (benefit realization).

We do not use project management “process” indicators to define project success. While schedule and budget targets are part of the criteria, sponsor acceptance, project completion, and ultimately project success, is based on meeting defined business objectives.

Enrique Sevilla Molina, PMP, formerly corporate PMO director at Indra, provides us with his company's definition of project success and program success:

Project success is based on achieving the proposed project targets in budget, scope, performance and schedule. Many times, the economic criteria appears as the main driving factor to measure project success, but there are other factors just as important such as building a durable relationship with the customer and building strong alliances with selected partners. Another significant criteria for project success measurement is the reliability of the project data forecast. It may be the case that, when the economic results of the project are not as good as they should be, if the fact is pointed out and reported soon enough, the success of the project is equally achieved.

Program success is based on achieving the program's overall strategic targets defined during program definition and, at this level, the success is measured not only by achieving the expected economic outcomes but, most of all, reaching the expected position in the market with regard to a product or a line of products, and establishing a more advantageous position with regard to our competitors. Leadership in a product line constitutes the ultimate measure of success in a program. It is worthwhile to mention that, quite often, the success of a program is based on the partnership concept developed with our major subcontractors at the project level.

Project success is defined at a business unit level by the responsible director, in accordance with the strategic goals assigned to the project.

Program success is defined at the company level by the chief operations management in accordance with the program's defined mission.

AT&T defines project and program success in a similar manner. According to a spokesperson for AT&T:

Project success is defined as a Client Satisfaction rating of “Very Satisfied” and On-Time Performance of Project Delivery of 98% or greater. The Project Management Organizational Leadership Team sets the objectives, which are tracked to determine project success. Program success is defined and tracked the same way as project success.

Excellence [in project management] is defined as a consistent Project Management Methodology applied to all projects across the organization, continued recognition by our customers, and high customer satisfaction. Also, our project management excellence is a key selling factor for our sales teams. This results in repeat business from our customers. In addition, there is internal acknowledgement that project management is value-added and a must have.

Project success can be measured intermittently throughout the phase or gate review meetings that are part of the project management methodology. This allows a company to establish interim metrics for measuring success. An example of this appears in Chapter 4, “Project Management Methodologies.”

Another element that is becoming important in the definition of success is the word *value*.

### Understanding Project Success

*The following information has been provided by Doug Bolzman, consultant architect, PMP, ITIL service manager at Hewlett-Packard. Doug has been with HP/EDS for more than 25 years and is currently a member of the HP Business Transformation Enablement team focusing on improving their clients' IT service management delivery. Prior to the HP merger, EDS submitted a patent on behalf of Doug's processes titled "System and Method for Identifying and Monitoring Best Practices of an Enterprise." Since 1995, Doug has architected and delivered an approach for clients to institute the IT Information Library (ITIL®) into their IT operations environment. Working with clients, Doug utilizes his IT Enterprise Management (ITEM) framework, along with the Project Management Body of Knowledge (PMBOK® Guide) and the IT Service Management (ITSM) life cycle to facilitate the clients' cultural, organizational, business, and operational changes. Doug holds an ITIL Expert Certificate, developed online ITIL Foundation Training for ITIL Version 2 along with the 2007 and 2011 editions. Doug's comments are based on HP's relationship with its clients, especially when they are looking at the enterprise management of a business, not simply the management of the component parts.*

\* \* \*

At one point, customers were measuring project success as being on time and under budget. But if the project provided no real business value, what good is it being on time or under budget? Value for projects is being transformed within the planning of the project to depict the value to the user or the client of the project.

In most cases within an IT delivery organization, a project is not the end-all be-all. It is a means to an end, and as such, the project is viewed as an incremental gain. Projects in IT are viewed from the implementation of a new service, which can constitute a bundle of projects (or releases), down to the maintenance projects, such as operating system upgrades. The success of the project is in the attaining the objectives, producing the deliverables, and acquiring the desired outcome of the work. Value in IT is measured to how well the IT service enables the business function. Does it with lower manual labor and provide the receiver with a satisfied result?

### Defining Project Success

A good project manager would define the success of a project from the perspective of the project's users or customers. This may be difficult to identify at the start of the project if the project is chartered from a different perspective. Our management team is always challenging the project managers to explain the value of the release—what is the justification of the cost and the investment of the time? We cannot afford to implement projects because someone identified a need or generated an improvement suggestion. Do we need to be at the most

current release of a product or application? Does the current one meet our business needs? What is the net gain for us to upgrade? Will the cost of the project be paid for in efficiency, improved outcomes, increased revenue? If these questions cannot be answered by the project manager (or the sponsor of the project), it is not approved. The executives can determine the overall value of how the projects map to the success of a program or initiative, but the users or customers will be the entity to receive the value of the project.

### **Critical Success Factors**

Typically, projects either improve something or reduce something. These improvements come in the form of capability or functionality of the company (through the employees/users). These produce additional productivity either new products and services or more efficiency for existing products. Critical success factors are mapped to the overall business objectives.

### **Key Performance Indicators for Success**

Key performance indicators (KPIs) allow the customer to make a series of measurements to ensure the performance is within the stated thresholds (success factors). This is called “keeping the pulse of the company” by the executives. KPIs are determined, measured and communicated through mechanisms such as dashboards or metrics.

\* \* \*

The comments by Doug Bolzman indicate that perhaps the single most important criterion for defining a potential best practice is that it must add value to the company and/or the client. According to a program manager at Hewlett-Packard, these three best practices are added-value best practices:

1. Project collaboration portals with standardized PM templates and integrated tool kits with ability to request additional features by a support staff.
2. Project retrospectives—very helpful for group learning and eliciting/recognizing/documenting “best practices,” but indeed communication beyond the immediate team is the challenge.
3. Virtual projects—given sufficient infrastructure, I feel virtual projects are more productive and effective than burning uptime and money on travel. I think HP utilizes these capabilities internally very well.

The ultimate definition of success might very well be when the customer is so pleased with the project that the customer allows you to use his or her name as a reference. This occurred in one company that bid on a project at 40 percent below its cost of doing the work. When asked why the bid was so low, company representatives responded that they knew they were losing money but what was really important was getting the customer’s name on the corporate resume of clients. Therefore, secondary factors may be more important than primary factors.

The definition of success can also change based on whether a company is project- or non-project-driven. In a project-driven firm, the entire business of the company is projects. But in a non-project-driven firm, projects exist to support the ongoing business

of production or services. In a non-project-driven firm, the definition of success also includes completion of the project *without* disturbing the firm's ongoing business. It is possible to complete a project within time, within cost, and within quality and at the same time cause irrevocable damage to the organization. This occurs when the project manager does not realize that the project is *secondary* in importance to the ongoing business.

Some companies define success in terms of CSFs and KPIs. CSFs identify those factors necessary to meet the desired deliverables of the customer. CSFs and KPIs do not need to be elaborate or sophisticated metrics. Simple metrics, possibly based on the triple constraints, can be quite effective. According to a spokesperson from AT&T:

The critical success factors include Time, Scope, Budget, and Customer Satisfaction. Key performance indicators include on-time performance for key deliverables. These include customer installation, customer satisfaction and cycle-time for common milestones.

Typical CSFs for most companies include:

- Adherence to schedules
- Adherence to budgets
- Adherence to quality
- Appropriateness and timing of signoffs
- Adherence to the change control process
- Add-ons to the contract

CSFs measure the end result usually as seen through the eyes of the customer. KPIs measure the quality of the process to achieve the end results. KPIs are internal measures and can be reviewed on a periodic basis throughout the life cycle of a project. Typical KPIs include:

- Use of the project management methodology
- Establish control processes
- Use of interim metrics
- Quality of resources assigned versus planned for
- Client involvement

KPIs answer such questions as: Did we use the methodology correctly? Did we keep management informed and how frequently? Were the proper resources assigned, and were they used effectively? Were there lessons learned which could necessitate updating the methodology or its use? Companies that are excellent in project management measure success both internally and externally using KPIs and CSFs. As an example, consider the following remarks provided by a spokesperson from Nortel Networks:

Nortel defines project success based on schedule, cost, and quality measurements, as mutually agreed upon by the customer, the project team, and key stakeholders. Examples



of key performance indicators may include completion of key project milestones, product installation/integration results, change management results, completion within budget, and so on. Project status and results are closely monitored and jointly reviewed with the customer and project team on a regular basis throughout a project to ensure consistent expectations and overall success. Project success is ultimately measured by customer satisfaction.

Here are additional definitions of CSFs and KPIs:

### *CSFs*

Success factors are defined at the initial stages of the project or program, even before they become actual contracts, and are a direct consequence of the strategic goals allocated to the project or program. Many times, these factors are associated with expanding the market share in a product line or developing new markets, both technically and geographically.

**Enrique Sevilla Molina, PMP, formerly corporate PMO director, Indra**

Obviously, CSFs vary with projects and intent. Here are some that apply over a large variety of projects:

- Early customer involvement
- High-quality standards
- Defined processes and formalized gate reviews
- Cross-functional team organizational structure
- Control of requirements, prevention of scope creep
- Commitment to schedules—disciplined planning to appropriate level of detail and objective and frequent tracking
- Commitment of resources—right skill level at necessary time
- Communication among internal teams and with customer
- Early risk identification, management, and mitigation—no surprises
- Unequaled technical execution based on rigorous engineering.

**Comments provided by a spokesperson at Motorola**

### *KPIs*

Our most common KPIs are associated to the financial projects results, for instance, project margin compliance with the allocated strategic target, new contracts figure for the business development area goals, etc. Success factors are translated into performance indicators so they are periodically checked.

By default, a first indication of projects health is provided by the schedule and cost performance indices (SPI and CPI) embedded into the PM tools. They are provided monthly by the project management information system and they are also available for historical analysis and review. These indicators are also calculated for each department, so they constitute an indicator of the overall cost and schedule performance of the department or business unit.

**Enrique Sevilla Molina, PMP,  
formerly corporate PMO director, Indra**

Postship acceptance indicators:

- Profit and loss
- Warranty returns
- Customer reported unique defects
- Satisfaction metrics

In-process indicators:

- Defect trends against plan
- Stability for each build (part count changes) against plan

Feature completion against plan:

- Schedule plan versus actual performance
- Effort plan versus actual performance
- Manufacturing costs and quality metrics
- Conformance to quality processes and results of quality audits
- System test completion rate and pass/fail against plan
- Defect/issue resolution closure rate
- Accelerated life-testing failure rates against plan
- Prototype defects per hundred units (DPHU) during development against plan

**Provided by a spokesperson at Motorola**

The SOW provides a checklist of basic indicators for the success of the project, but client satisfaction is also important. The SOW will indicate what the deliverables are and will provide information on costs and timelines that are easily tracked.

Most people seem to understand that CSFs and KPIs can be different from project to project. However, there is a common misbelief that CSFs and KPIs, once established, must not change throughout the project. As projects go through various life-cycle phases, these indicators can change.

In the author's experience, more than 90 percent of the best practices that companies identify come from analysis of the KPIs during the debriefing sessions at the completion of a project or at selected gate review meetings. Because of the importance of extracting these best practices, some companies are now training professional facilitators capable of debriefing project teams and capturing the best practices.

Before leaving this section, it is necessary to understand who discovers the best practice. Best practices are discovered by the people performing the work, namely the project manager, project team, and possibly the line manager. According to a spokesperson from Motorola:

The decision as to what is termed a best practice is made within the community that performs the practice. Process capabilities are generally known and baselined. To claim best practice status, the practice or process must quantitatively demonstrate significant improvements in quality, efficiency, cost, and/or cycle time. The management of the organization affected as well as process management must approve the new practice prior to institutionalization.

Generally, the process of identification begins with the appropriate team member. If the team member believes that he or she has discovered a best practice, they then approach their respective line manager and possibly project manager for confirmation. Once confirmation is agreed upon, the material is sent to the PMO for validation. After validation, the person that identified the best practice is given the title of “Best Practice Owner” and has the responsibility of nurturing and cultivating the best practice.

Some companies use professional facilitators to debrief project teams in order to extract best practices. These facilitators may be assigned to the PMO and are professionally trained in how to extract lessons learned and best practices from both successes and failures. Checklists and templates may be used as part of the facilitation process.

## 1.11 DASHBOARDS AND SCORECARDS

---

In our attempt to go to paperless project management, emphasis is being given to visual displays such as dashboard and scorecards utilizing and displaying CSFs and KPIs. Executives and customers desire a visual display of the most critical project performance information in the least amount of space. Simple dashboard techniques, such as traffic light reporting, can convey critical performance information. As an example:

- *Red traffic light.* A problem exists which may affect time, cost, quality, or scope. Sponsorship involvement is necessary.
- *Yellow or amber light.* This is a caution. A potential problem may exist, perhaps in the future if not monitored. The sponsor is informed but no action by the sponsor is necessary at this time.
- *Green light.* Work is progressing as planned. No involvement by the sponsor is necessary.

While a traffic light dashboard with just three colors is most common, some companies use many more colors. The information technology (IT) group of a retailer had an eight-color dashboard for IT projects. An amber color meant that the targeted end date had past and the project was still not complete. A purple color meant that this work package was undergoing a scope change that could have an impact on the triple constraint.

Some people confuse dashboards with scorecards. There is a difference between dashboards and scorecards. According to Eckerson:

- Dashboards are visual display mechanisms used in an *operationally* oriented performance measurement system that measure performance against targets and thresholds using right-time data.<sup>1</sup>
- Scorecards are visual displays used in a *strategically* oriented performance measurement system that chart progress towards achieving strategic goals and objectives by comparing performance against targets and thresholds.<sup>2</sup>

---

1. W. Eckerson, *Performance Dashboards: Measuring, Monitoring and Managing Your Business* (Hoboken, NJ: Wiley, 2006, p. 293). Chapter 12 provides an excellent approach to designing dashboard screens.

2. *Ibid.*, p. 295.

**TABLE 1–3. COMPARING FEATURES**

<b>Feature</b>	<b>Dashboard</b>	<b>Scorecard</b>
Purpose	Measures performance	Charts progress
Users	Supervisors, specialists	Executives, managers, and staff
Updates	Right-time feeds	Periodic snapshots
Data	Events	Summaries
Display	Visual graphs, raw data	Visual graphs, comments

*Source:* W. Eckerson, *Performance Dashboards: Measuring, Monitoring and Managing Your Business* (Hoboken, NJ: Wiley, 2006, p. 13).

Both dashboards and scorecards are visual display mechanisms within a performance measurement system that convey critical information. The primary difference between dashboards and scorecards is that dashboards monitor operational processes such as those used in project management, whereas scorecards chart the progress of tactical goals. Table 1–3 and the description following it show how Eckerson compares the features of dashboards and scorecards.

*Dashboards:* Dashboards are more like automobile dashboards. They let operational specialists and their supervisors monitor events generated by key business processes. But unlike automobiles, most business dashboards do not display events in “real time,” as they occur; they display them in “right time,” as users need to view them. This could be every second, minute, hour, day, week, or month depending on the business process, its volatility, and how critical it is to the business. However, most elements on a dashboard are updated on an intraday basis, with latency measured in either minutes or hours.

Dashboards often display performance visually, using charts or simple graphs, such as gauges and meters. However, dashboard graphs are often updated in place, causing the graph to “flicker” or change dynamically. Ironically, people who monitor operational processes often find the visual glitz distracting and prefer to view the data in the original form, as numbers or text, perhaps accompanied by visual graphs.

*Scorecards:* Scorecards, on the other hand, look more like performance charts used to track progress toward achieving goals. Scorecards usually display monthly snapshots of summarized data for business executives who track strategic and long-term objectives, or daily and weekly snapshots of data for managers who need to chart the progress of their group of projects toward achieving goals. In both cases, the data are fairly summarized so users can view their performance status at a glance.

Like dashboards, scorecards also make use of charts and visual graphs to indicate performance state, trends, and variance against goals. The higher up the users are in the organization, the more they prefer to see performance encoded visually. However, most scorecards also contain (or should contain) a great deal of textual commentary that interprets performance results, describes action taken, and forecasts future results.

*Summary:* In the end, it does not really matter whether you use the term “dashboard” or “scorecard” as long as the tool helps to focus users and organizations on what really matters. Both dashboards and scorecards need to display critical performance information on a single screen so users can monitor results at a glance.<sup>3</sup>

---

3. *Ibid.*, p. 13.

TABLE 1–4. THREE TYPES OF PERFORMANCE DASHBOARDS

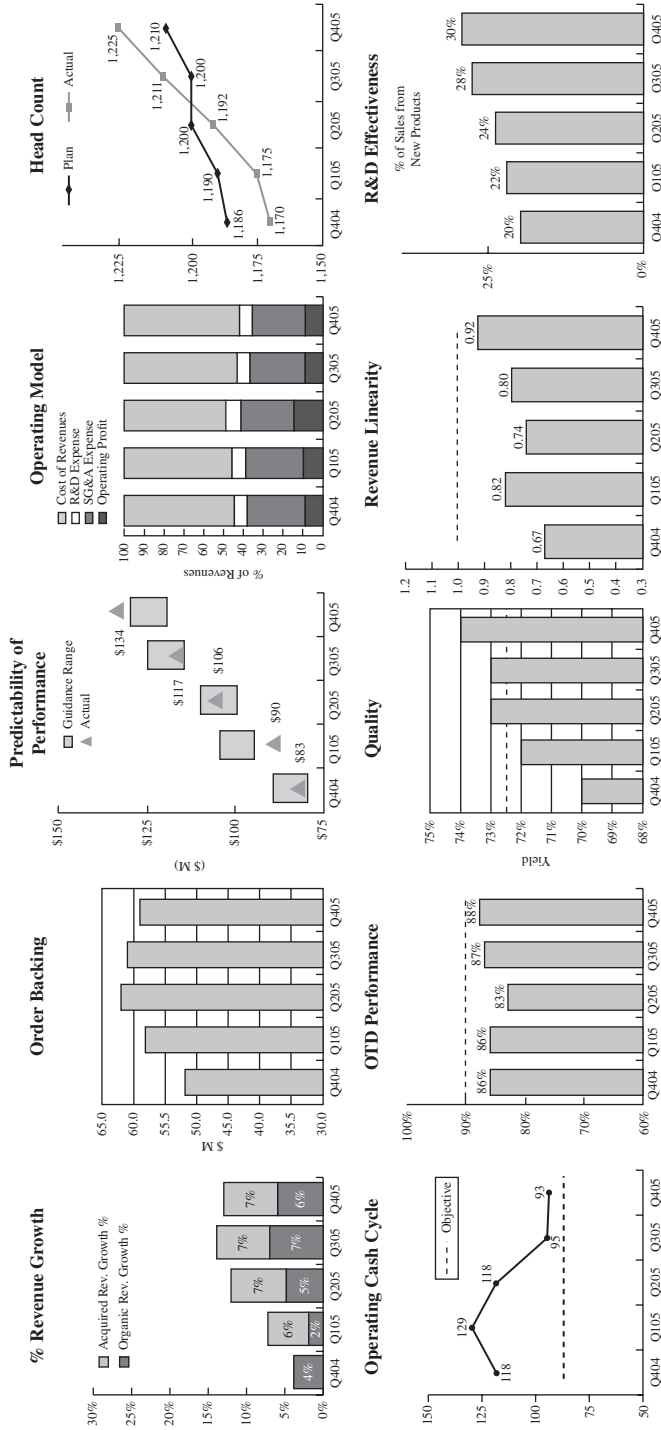
	Operational	Tactical	Strategic
<b>Purpose</b>	Monitor operations	Measure progress	Execute strategy
<b>Users</b>	Supervisors, specialists	Managers, analysts	Executives, managers, staff
<b>Scope</b>	Operational	Departmental	Enterprise
<b>Information</b>	Detailed	Detailed/summary	Detailed/summary
<b>Updates</b>	Intraday	Daily/weekly	Monthly/quarterly
<b>Emphasis</b>	Monitoring	Analysis	Management

Source: W. Eckerson, *Performance Dashboards: Measuring, Monitoring and Managing Your Business* (Hoboken, NJ: Wiley, 2006, p. 18).

Although the terms are used interchangeably, most project managers prefer to use dashboards and/or dashboard reporting. Eckerson defines three types of dashboards, as shown in Table 1–4 and the description that follows.

- *Operational dashboards* monitor core operational processes and are used primarily by front-line workers and their supervisors who deal directly with customers or manage the creation or delivery of organizational products and services. Operational dashboards primarily deliver detailed information that is only lightly summarized. For example, an online Web merchant may track transactions at the product level rather than the customer level. In addition, most metrics in an operational dashboard are updated on an intraday basis, ranging from minutes to hours depending on the application. As a result, operational dashboards emphasize monitoring more than analysis and management.
- *Tactical dashboards* track departmental processes and projects that are of interest to a segment of the organization or a limited group of people. Managers and business analysts use tactical dashboards to compare performance of their areas or projects, to budget plans, forecasts, or last period's results. For example, a project to reduce the number of errors in a customer database might use a tactical dashboard to display, monitor, and analyze progress during the previous 12 months toward achieving 99.9 percent defect-free customer data by 2007.
- *Strategic dashboards* monitor the execution of strategic objectives and are frequently implemented using a balanced scorecard approach, although total quality management, Six Sigma, and other methodologies are used as well. The goal of a strategic dashboard is to align the organization around strategic objectives and get every group marching in the same direction. To do this, organizations roll out customized scorecards to every group in the organization and sometimes to every individual as well. These “cascading” scorecards, which are usually updated weekly or monthly, give executives a powerful tool to communicate strategy, gain visibility into operations, and identify the key drivers of performance and business value. Strategic dashboards emphasize management more than monitoring and analysis.<sup>4</sup>

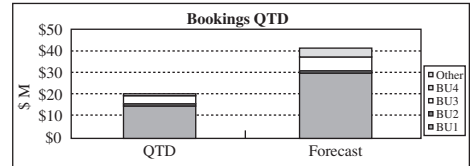
4. Ibid., pp. 17–19.



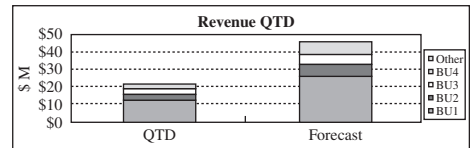
**Figure 1–10.** Typical financial health dashboards. J. Alexander, *Performance Dashboards and Analysis for Value Creation* (Hoboken, NJ: Wiley, 2007), pp. 87–88. Reproduced by permission of John Wiley & Sons

XYZ Company  
Q4' 05 Week #7 of 13/ 54% of Q4  
(\$ in Millions)

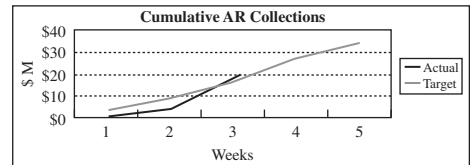
Bookings	Week	Unit			%	\$
			QTD	Forecast	Achieved	Required
	0.7	BU 1	15.0	30.0	50%	15.0
	—	BU 2	0.9	1.0	89	0.1
	0.5	BU 3	4.0	6.0	67	2.0
	0.4	BU 4	1.7	4.7	37	2.9
	0.0	Other	0.1	—	—	(0.1)
	1.6	Totals	21.7	41.7	52%	\$20.0



Revenue	Week	Unit			%	Backlog	Req'd Fill
			QTD	Forecast	Achieved		
	2.0	BU 1	13.0	28.0	46%	5.0	10.00
	0.4	BU 2	3.0	5.0	60	1.0	1.00
	0.0	BU 3	3.0	6.0	50	2.0	1.00
	2.6	BU 4	3.0	7.0	43	1.0	3.00
	—	Other	—	—	—	—	—
	5.0	Totals	22.0	46.0	48%	9.0	15.0



Receivable Collections (Cumulative)	Week					
		Actual	1	2	3	4
	Target	4.0	9.0	17.0	28.0	35.0
	Actual	1.0	5.0	19.0	—	—



Process Yield	Day					
		1	2	3	4	5
	Target	77%	80%	81%	68%	82%

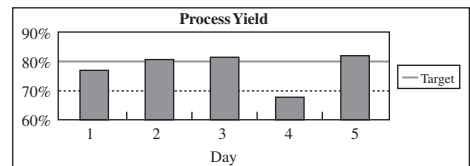


Figure 1–11. Typical financial health dashboards.

J. Alexander, *Performance Dashboards and Analysis for Value Creation* (Hoboken, NJ: Wiley, 2007, pp. 87–88). Reproduced by permission of John Wiley & Sons

Three critical steps must be considered when using dashboards: (1) the target audience for the dashboard, (2) the type of dashboard to be used, and (3) the frequency in which the data will be updated. Some project dashboards focus on the key performance indicators that are part of earned-value measurement. These dashboards may need to be updated daily or weekly. Dashboards related to the financial health of the company may be updated weekly or quarterly. Figures 1–10 and 1.11 show the type of information that would be tracked weekly or quarterly to view corporate financial health.

## 1.12 KEY PERFORMANCE INDICATORS

Most often, the items that appear in the dashboards are elements that both customers and project managers track. These items are referred to as KPIs and were discussed previously. According to Eckerson: “A KPI is a metric measuring how well the organization or individual performs an operational, tactical or strategic activity that is critical for the current and future success of the organization.”<sup>5</sup>

5. Ibid., p. 294.

Some people confuse KPIs with leading indicators. A leading indicator is actually a KPI that measures how the work one is doing now will affect the future.

KPIs are critical components of all earned-value measurement systems. Cost variance, schedule variance, schedule performance index, cost performance index, and time/cost at completion are actually KPIs but are not referred to as such. The need for these KPIs is simple: What gets measured gets done! If the goal of a performance measurement system is to improve efficiency and effectiveness, then the KPI must reflect controllable factors. There is no point in measuring an activity if the users cannot change the outcome.

Eckerson identifies 12 characteristics of effective KPIs:

1. *Aligned*: KPIs are always aligned with corporate [or project] strategy and objectives.
2. *Owned*: Every KPI is “owned” by an individual or group on the business [or project] side that is accountable for its outcome.
3. *Predictive*: KPIs measure drivers of business [or project] value. Thus, they are “leading” indicators of performance desired by the organization.
4. *Actionable*: KPIs are populated with timely, actionable data so users can intervene to improve performance before it is too late.
5. *Few in number*: KPIs should focus users on a few high-value tasks, not scatter their attention and energy on too many things.
6. *Easy to understand*: KPIs should be straightforward and easy to understand, not based upon complex indices that users do not know how to influence directly.
7. *Balanced and linked*: KPIs should balance and reinforce each other, not undermine each other and suboptimize processes.
8. *Trigger changes*: The act of measuring a KPI should trigger a chain reaction of positive changes in the organization [or project], especially when it is monitored by the CEO [or customers or sponsors].
9. *Standardized*: KPIs are based upon standard definitions, rules, and calculations so they can be integrated across dashboards throughout the organization.
10. *Context driven*: KPIs put performance in context by applying targets and thresholds to performance so users can gauge their progress over time.
11. *Reinforced with incentives*: Organizations can magnify the impact of KPIs by attaching compensation or incentives to them. However, they should do this cautiously, applying incentives only to well-understood and stable KPIs.
12. *Relevant*: KPIs gradually lose their impact over time, so they must be periodically reviewed and refreshed.<sup>6</sup>

There are several reasons why the use of KPIs often fails on projects, including:

- People believe that the tracking of a KPI ends at the first line manager level.
- The actions needed to regulate unfavorable indications are beyond the control of the employees doing the monitoring or tracking.
- The KPIs are not related to the actions or work of the employees doing the monitoring.

---

6. Ibid., p. 201.



- The rate of change of the KPIs is too slow, thus making them unsuitable for managing the daily work of the employees.
- Actions needed to correct unfavorable KPIs take too long.
- Measurement of the KPIs does not provide enough meaning or data to make them useful.
- The company identifies too many KPIs to the point where confusion reigns among the people doing the measurements.

Years ago, the only metrics that some companies used were those identified as part of the earned-value measurement system. The metrics generally focused only on time and cost and neglected metrics related to business success as opposed to project success. Therefore, the measurement metrics were the same on each project and the same for each life-cycle phase. Today, metrics can change from phase to phase and from project to project. The hard part is, obviously, deciding upon which metrics to use. Care must be taken that whatever metrics are established do not end up comparing apples and oranges. Fortunately, several good books in the marketplace can assist in identifying proper or meaningful metrics.<sup>7</sup>

Selecting the right KPIs is critical. Since a KPI is a form of measurement, some people believe that KPIs should be assigned only to those elements that are tangible. Therefore, many intangible elements that should be tracked by KPIs never get looked at because someone believes that measurement is impossible. Anything can be measured regardless of what some people think. According to Hubbard:

- Measurement is a set of observations that reduces uncertainty where the results are expressed as a quantity.
- A mere reduction, not necessarily elimination, of uncertainty will suffice for a measurement.<sup>8</sup>

Therefore, KPIs can be established even for intangibles like those discussed later in this book in the chapter on value-driven project management (Chapter 16).

Hubbard believes that five questions should be asked before we establish KPIs for measurement:

1. What is the decision this [KPI] is supposed to support?
2. What really is the thing being measured [by the KPI]?
3. Why does this thing [and the KPI] matter to the decision being asked?
4. What do you know about it now?
5. What is the value to measuring it further?<sup>9</sup>

---

7. Three books that provide examples of metric identification are P. F. Rad and G. Levin, *Metrics for Project Management: Formalized Approaches* (Vienna, VA: Management Concepts, 2006); M. Schnapper and S. Rollins, *Value-Based Metrics for Improving Results: An Enterprise Project Management Toolkit* (Fort Lauderdale, FL: J. Ross Publishing, 2006); and D. W. Hubbard, *How to Measure Anything* (3rd ed.) (Hoboken, NJ: Wiley, 2014).

8. Hubbard, *How to Measure Anything*, p. 21.

9. *Ibid.*, p. 43.

Hubbard also identifies four useful measurement assumptions that should be considered when selecting KPIs:

1. Your problem [in selecting a KPI] is not as unique as you think.
2. You have more data than you think.
3. You need less data than you think.
4. There is a useful measurement that is much simpler than you think.<sup>10</sup>

Selecting the right KPIs is essential. On most projects, only a few KPIs are needed. Sometimes we seem to select too many KPIs and end up with some KPIs that provide us with little or no information value, and the KPI ends up being unnecessary or useless in assisting us in making project decisions.

Sometimes, companies believe that the measures that they have selected are KPIs when, in fact, they are forms of performance measures but not necessarily KPIs. David Parmenter discusses four types of performance measures:

These four measures are in two groups: result indicators and performance indicators.

I use the term result indicators to reflect the fact that many measures are a summation of more than one team's input. These measures are useful in looking at the combined teamwork but, unfortunately, do not help management fix a problem as it is difficult to pinpoint which teams were responsible for the performance or nonperformance.

Performance indicators, on the other hand, are measures that can be tied to a team or a cluster of teams working closely together for a common purpose. Good or bad performance is now the responsibility of one team. These measures thus give clarity and ownership. With both these measures some are more important so we use the extra word "key." Thus we now have two measures for each measure type:

1. Key result indicators (KRIs) give the board an overall summary of how the organization is performing.
2. Result indicators (RIs) tell management how teams are combining to produce results.
3. Performance indicators (PIs) tell management what teams are delivering.
4. Key performance indicators (KPIs) tell management how the organization is performing in their critical success factors and, by monitoring them, management is able to increase performance dramatically.<sup>11</sup>

Parmenter believes that:

There are seven foundation stones that need to be laid before we can successfully develop and utilize key performance indicators (KPIs) in the workplace. Success or failure of the KPI project is determined by the presence or absence of these seven foundation stones.

1. Partnership with the staff, unions, key suppliers, and key customers
2. Transfer of power to the front line
3. Integration of measurement, reporting, and improvement of performance

---

10. Ibid., p. 31.

11. David Parmenter, *Key Performance Indicators* (3rd ed.) (Hoboken, NJ: Wiley, 2014), p. 3–4.

4. Linkage of performance measures to strategy
5. Abandon processes that do not deliver
6. Appointment of a home-grown chief measurement officer
7. Organization-wide understanding of the winning KPIs definition<sup>12</sup>

In a project environment, the performance measures can change from project to project and phase to phase. The identification of these measures is performed by the project team, including the project sponsor. Project stakeholders may have an input as well. Corporate performance measures are heavily financially oriented and may undergo very little change over time. The measurements indicate the financial health of the corporation.

Establishing corporate performance measures related to strategic initiatives or other such activities must be treated as a project in itself, and supported by the senior management team (SMT).

The SMT attitude is critical—any lack of understanding, commitment, and prioritizing of this important process will prevent success. It is common for the project team and the SMT to fit a KPI project around other competing, less important firefighting activities.

The SMT must be committed to the KPI project, to driving it down through the organization. Properly implemented, the KPI project will create a dynamic environment. Before it can do this, the SMT must be sold on the concept. This will lead to the KPI project's being treated as the top priority, which may mean the SMTs allow some of those distracting fires to burn themselves out.<sup>13</sup>

### 1.13 STEP 3: VALIDATING THE BEST PRACTICE

---

Previously we stated that seeking out of a best practice is done by the project manager, project team, functional manager, and/or possibly a professional facilitator trained in how to debrief a project team and extract best practices. Any or all of these people must believe that what they have discovered is, in fact, a best practice. When project managers are quite active in a project, emphasis is placed on the project manager for the final decision on what constitutes a best practice. According to a spokesperson for AT&T, the responsibility for determining what is a best practice rests with “the individual project manager that shows how it had a positive impact on their project.”

Although this is quite common, there are other validation methods that may involve a significant number of people. Sometimes project managers may be removed from where the work is taking place and may not be familiar with activities that could lead to the identification of a best practice. Companies that have a PMO place a heavy reliance on the PMO for support because the approved best practices are later incorporated into the methodology, and the PMO is usually the custodian of the methodology.

Once the management of the organization affected initially approves the new best practice, it is forwarded to the PMO or process management for validation and then institutionalization. The PMO may have a separate set of checklists to validate the

---

12. *Ibid.*, p. 26.

13. *Ibid.*, p. 260. Chapter 5 of this book has excellent templates for reporting KPIs.

proposed best practice. The PMO must also determine whether or not the best practice is company proprietary because that will determine where the best practice is stored and whether the best practice will be shared with customers.

The best practice may be placed in the company's best practice library or, if appropriate, incorporated directly into the company's stage gate checklist. Based on the complexity of the company's stage gate checklist process and enterprise project management methodology, the incorporation process may occur immediately or on a quarterly basis.

According to Chuck Millhollan, formerly director of program management at Churchill Downs Incorporated: "We do not label our processes or methods as "best practices." We simply learn from our lessons and ensure that learning is incorporated into our methodology, processes, templates, etc."

Some organizations have committees not affiliated with the PMO that have as their primary function the evaluation of potential best practices. Anyone in the company can provide potential best practices data to the committee, and the committee in turn does the analysis. Project managers may be members of the committee. Other organizations use the PMO to perform this work. These committees and the PMO most often report to the senior levels of management.

The fourth, fifth, and sixth editions of the *PMBOK® Guide* emphasize the importance of stakeholder involvement in projects. This involvement may also include the final decision on whether or not a discovery is a best practice. According to Chuck Millhollan:

Ultimately, the final decision resides with our stakeholders, both internal and external. Another way of putting this is that the PMO does not make the decision if a method or process works. We actively seek feedback from our project stakeholders and use their inputs to determine if our processes are "best practices" for Churchill Downs Incorporated. The specific best practices identified previously, among others, have even been accepted outside of the PMO as generally accepted practices.

Another example of stakeholder involvement is provided by Enrique Sevilla Molina, PMP, formerly corporate PMO director, Indra:

The decision is taken by the corporate PMO responsible, the business unit manager, the local PMO authority, or even the cognizant authority, if it is the case. It depends on the subject and the scope of the task. Some of the management best practices have been established at corporate level, and they have been incorporated into the PM methodology. Many of them have also been incorporated into the Project Management Information Systems and the corporate PM tooling.

Evaluating whether something is a best practice is not time-consuming, but it is complex. Simply because someone believes that what he or she is doing is a best practice does not mean that it is in fact a best practice. Some PMOs are currently developing templates and criteria for determining that an activity may qualify as a best practice. Some items that are included in the template might be:

- Is transferable to many projects
- Enables efficient and effective performance that can be measured (i.e., can serve as a metric)

- Enables measurement of possible profitability using the best practice
- Allows an activity to be completed in less time and at a lower cost
- Adds value to both the company and the client
- Can differentiate us from everyone else

One company had two unique characteristics in its best practices template:

1. Helps to avoid failure
2. If a crisis exists, helps us to get out of a critical situation

Executives must realize that these best practices are, in fact, intellectual property that benefit the entire organization. If the best practice can be quantified, then it is usually easier to convince senior management of its value.

## 1.14 STEP 4: LEVELS OF BEST PRACTICES

---

As stated previously, best practices come from knowledge transfer and can be discovered anywhere within or outside of your organization. This is shown in Figure 1–12.

Companies that maintain best practices libraries that contain a large number of best practices may create levels of best practices. Figure 1–10 shows various levels of best practices. Each level can have categories within the level. The bottom level is the professional standards level, which would include professional standards as defined by PMI. The professional standards level contains the greatest number of best practices, but they are more of a general nature than specific and have a low level of complexity.

The industry standards level would identify best practices related to performance within the industry. The automotive industry has established standards and best practices specific to the auto industry.

As we progress to the individual best practices in Figure 1–13, the complexity of the best practices goes from general to very specific applications, and, as expected, the

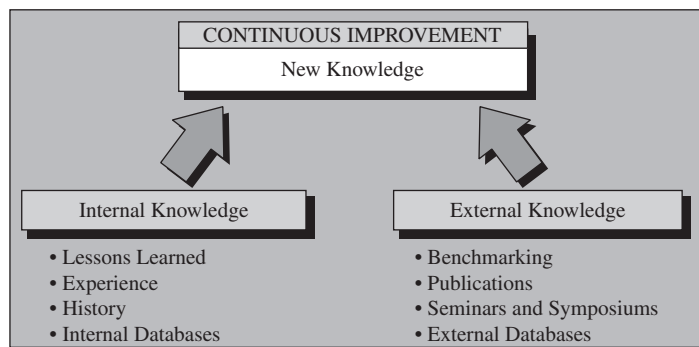
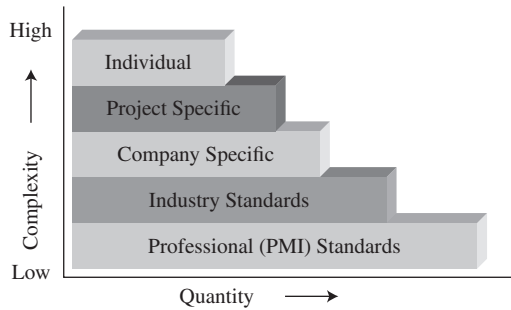


Figure 1–12. Knowledge transfer.

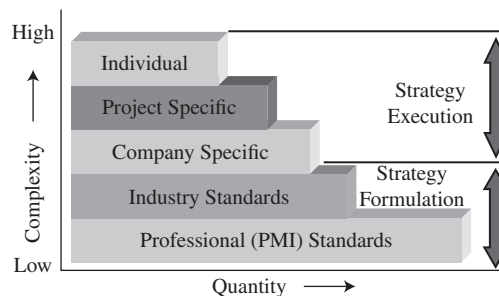


**Figure 1-13.** Levels of best practices.

number of best practices is less. An example of a best practice at each level might be (from general to specific):

- *Professional standards.* Preparation and use of a risk management plan, including templates, guidelines, forms, and checklists for risk management.
- *Industry specific.* The risk management plan includes industry best practices such as the best way to transition from engineering to manufacturing.
- *Company specific.* The risk management plan identifies the roles and interactions of engineering, manufacturing, and quality assurance groups during transition.
- *Project specific.* The risk management plan identifies the roles and interactions of affected groups as they relate to a specific product/service for a customer.
- *Individual.* The risk management plan identifies the roles and interactions of affected groups based on their personal tolerance for risk, possibly through the use of a responsibility assignment matrix prepared by the project manager.

Best practices can be extremely useful during strategic planning activities. As shown in Figure 1-14, the bottom two levels may be more useful for project management strategy formulation whereas the top three levels are more appropriate for the execution or implementation of a strategy.



**Figure 1-14.** Usefulness of best practices.

Not all companies maintain a formal best practices library. In some companies, when a best practice is identified and validated, it is immediately placed into the stage gate process or the project management methodology. In such a case, the methodology itself becomes the best practice. Enrique Sevilla Molina, PMP, states:

In fact, our Project Management methodology constitutes our established library of best practices applicable to every project in the company. There are additional best practices libraries in different business units. There are, for instance, detailed instructions for proposal preparation or for cost and schedule estimation purposes, which are appropriate for the specific business or operations area.

When asked how many best practices they maintain at Indra, he commented:

It is hard to say because of the subject itself and the multiplicity of business areas in the company. If we consider our PM methodology as a set of “best practices,” it would be difficult to count every best practice included.

Besides our internally published *Indra Project Management Methodology Manual*, we have for instance specific guides at corporate level for WBS elaboration, project risk management, and the project’s performance measurement based on earned value techniques. We have also specific instructions published for proposal preparation, costs estimation, and even detailed WBS preparation rules and formats for different business unit levels.

## 1.15 STEP 5: MANAGEMENT OF BEST PRACTICES ---

There are three players involved in the management of the best practices:

1. The best practice’s owner
2. The PMO
3. The best practices’ library administrator who may reside in the PMO

The owner of the best practice, who usually resides in the functional area, has the responsibility of maintaining the integrity of the best practice. The title “best practice owner” is usually an uncompensated and unofficial but it is prestigious. Therefore, the owner of the best practice tries to enhance it and keep the best practice alive as long as possible.

The PMO usually has the final authority over best practices and makes the final decision on where to place the best practice, who should be allowed to see it, how often it should be reviewed or revalidated, and when it should be removed from service.

The library administrator is merely the caretaker of the best practice and may keep track of how often people review the best practice, assuming it is readily accessible in the best practices library. The library administrator may not have a good understanding of each best practice and may not have any voting rights on when to terminate a best practice.

## 1.16 STEP 6: REVALIDATING BEST PRACTICES ---

Best practices do not remain best practices forever. Because best practices are directly related to the company's definition of project success, the definition of a best practice can change and age as the definition of success changes. Therefore, best practices must be periodically reviewed. The critical question is: How often should they be reviewed? The answer to this question is based on how many best practices are in the library. Some companies maintain just a few best practices, whereas large, multinational companies may have thousands of clients and maintain hundreds of best practices in their libraries. If the company sells products as well as services, then there can be both product-related and process-related best practices in the library.

The following two examples illustrate the need for reviewing best practices.

According to a spokesperson from EDS, "Once a practice has been nominated and approved to be a best practice, it is only sanctioned until the next yearly review cycle. Over time, best practices have the tendency to lose value and become ineffective if they are allowed to age."

A spokesperson from Computer Associates said this:

Best practices are reviewed every four months. Input into the review process includes:

- Lessons learned documents from project completed within the past four months
- Feedback from project managers, architects, and consultants
- Knowledge that subject matter experts (i.e., best practices owners) bring to the table; this includes information gathered externally as well as internally
- Best practices library reporting and activity data

There are usually three types of decisions that can be made during the review process:

1. Keep the best practice as is until the next review process.
2. Update the best practice and continue using it until the next review process.
3. Retire the best practice from service.

## 1.17 STEP 7: WHAT TO DO WITH A BEST PRACTICE ---

Given the definition that a best practice is an activity that leads to a sustained competitive advantage, it is no wonder that some companies have been reluctant to make their best practices known to the general public. Therefore, what should a company do with its best practices if not publicize them? The most common options available include:

- *Sharing knowledge internally only.* This is accomplished using the company's intranet to share information with employees. There may be a separate group within the company responsible for control of the information, perhaps even the



PMO. Not all best practices are available to every employee. Some best practices may be password protected, as discussed below.

- *Hidden from all but a select few.* Some companies spend vast amounts of money on the preparation of forms, guidelines, templates, and checklists for project management. These documents are viewed as both company-proprietary information and best practices and are provided to only a select few on a need-to-know basis. An example of a “restricted” best practice might be specialized forms and templates for project approval where information contained within may be company-sensitive financial data or the company’s position on profitability and market share.
- *Advertise to the company’s customers.* In this approach, companies may develop a best practices brochure to market their achievements and may also maintain an extensive best practices library that is shared with their customers after contract award. In this case, best practices are viewed as competitive weapons.

Most companies today utilize some form of best practices library. According to a spokesperson from AT&T:

The best practices library is Sharepoint based and very easy to use both from a submission and a search perspective. Any project manager can submit a best practice at any time and can search for best practices submitted by others.

Even though companies collect best practices, not all best practices are shared outside of the company even during benchmarking studies where all parties are expected to share information. Students often ask why textbooks do not include more information on detailed best practices, such as forms and templates. One company spokesperson commented to the author:

We must have spent at least \$1 million over the last several years developing an extensive template on how to evaluate the risks associated with transitioning a project from engineering to manufacturing. Our company would not be happy giving this template to everyone who wants to purchase a book for \$85. Some best practices templates are common knowledge and we would certainly share this information. But we view the transitioning risk template as proprietary knowledge not to be shared.

## 1.18 STEP 8: COMMUNICATING BEST PRACTICES ACROSS THE COMPANY \_\_\_\_\_

Knowledge transfer is one of the greatest challenges facing corporations. The larger the corporation, the greater the challenge of knowledge transfer. The situation is further complicated when corporate locations are dispersed over several continents. Without a structured approach for knowledge transfer, corporations can repeat mistakes as well as miss valuable opportunities. Corporate collaboration methods must be developed.

There is no point in capturing best practices unless the workers know about it. The problem, as identified earlier, is how to communicate this information to the workers, especially in large, multinational companies. Some of the techniques include:

- Websites
- Best practices libraries
- Community of practice
- Newsletters
- E-mailings
- Internal seminars
- Transferring people
- Case studies
- Other techniques

Nortel Networks strives to ensure timely and consistent communications to all project managers worldwide to help drive continued success in the application of the global project management process. Examples of the various communication methods used by Nortel include:

- The *PM Newsflash* is published on a monthly basis to facilitate communications across the project management organization and related functions.
- Project management communications sessions are held regularly, with a strong focus on providing training, metrics reviews, process and template updates, and so on.
- Broadcast bulletins are utilized to communicate time-sensitive information.
- A centralized repository has been established for project managers to facilitate easy access to and sharing of project management–related information.

The comments by Nortel make it clear that best practices in project management now permeate all business units of a company, especially multinational companies.

One of the reasons for this is that we now view all activities in a company as a series of projects. Therefore, we are managing our business by projects. Given this fact, best practices in project management are now appearing throughout the company.

Publishing best practices in some form seems to be the preferred method of communications. At Indra, Enrique Sevilla Molina, PMP, states:

They are published at corporate level and at the corresponding level inside the affected business unit. Regular courses and training is also provided for newly appointed project managers, and their use is periodically reviewed and verified by the internal audit teams. Moreover, the PM corporate tools automate the applications of best practices in projects, as PM best practices become requirements to the PM information systems.

According to a spokesperson from AT&T:

We have defined a best practice as any tool, template, or activity that has had a positive impact on the triple constraint and/or any of the *PMBOK® Guide* Process or Knowledge areas. We allow the individual project manager to determine if it is a best practice based on these criteria. We communicate this through a monthly project management newsletter and highlight a best practice of the month for our project management community.

Another strategic importance of best practices in project management can be seen from the comments by Suzanne Zale, Hewlett-Packard operations director and formerly global program manager at EDS.

Driven by the world economy, there is a tendency toward an increasing number of large-scale global or international projects. Project managers who do not have global experience tend to treat these global projects as large national projects. However, they are completely different. A more robust project management framework will become more important for such projects. Planning up front with a global perspective becomes extremely important. As an example, establishing a team that has knowledge about geographic regions relevant to the project will be critical to the success of the projects. Project managers must also know how to operate in those geographic areas. It is also essential that all project team members are trained and understand the same overall project management methodology.

Globalization and technology will make sound project management practice even more important.

Zale's comments illustrate the importance of extracting best practices from global projects. This could very well be the future of best practices.

## 1.19 STEP 9: ENSURING USAGE OF THE BEST PRACTICES ---

Why go through the complex process of capturing best practices if people are not going to use them? When companies advertise to their clients that they have best practices, it is understood that tracking of the best practices and how they are used must be done. This is normally part of the responsibility of the PMO. The PMO may have the authority to regularly audit projects to ensure the usage of a best practice but may not have the authority to enforce the usage. The PMO may need to seek out assistance from the head of the PMO, the project sponsor, or various stakeholders for enforcement.

When best practices are used as competitive weapons and advertised to potential customers as part of competitive bidding, the marketing and sales force must understand the best practices and explain this usage to the customers. Unlike 10 years ago, the marketing and sales force today has a good understanding of project management and the accompanying best practices.

## 1.20 COMMON BELIEFS ---

There are several common beliefs concerning best practices that companies have found to be valid. A partial list follows.

- Because best practices can be interrelated, the identification of one best practice can lead to the discovery of another best practice, especially in the same category or level of best practices. Best practices may be self-perpetuating.

- Because of the dependencies that can exist between best practices, it is often easier to identify categories for best practices rather than individual best practices.
- Best practices may not be transferable. What works well for one company may not work for another company.
- Even though some best practices seem simplistic and based on common sense in most companies, the constant reminder and use of these best practices lead to excellence and customer satisfaction.
- Best practices are not limited exclusively to companies in good financial health. Companies that are cash rich can make a \$10 million mistake and write it off. But companies that are cash poor must be very careful in how they approve projects, monitor performance, and evaluate whether or not to cancel the project.

Care must be taken that the implementation of a best practice does not lead to detrimental results. One company decided that the organization had to recognize project management as a profession in order to maximize performance and retain qualified people. A project management career path was created and integrated into the corporate reward system.

Unfortunately, the company made a severe mistake. Project managers were given significantly larger salary increases than line managers and workers. People became jealous of the project managers and applied for transfer into project management, thinking that the “grass was greener.” The company’s technical prowess diminished, and some people resigned when not given the opportunity to become project managers.

Sometimes the implementation of a best practice is done with the best of intentions, but the final result either does not meet management’s expectations or may even produce an undesirable effect. The undesirable effect may not be apparent for some time. As an example, consider the first best practice in Table 1–5. Several companies are now using traffic light reporting for their projects. One company streamlined its intranet project management methodology to include traffic light status reporting. Beside every work package in the WBS was a traffic light capable of turning red, yellow, or green. Status reporting was simplified and easy for management to follow. The time spent by executives in status review meetings was significantly reduced, and significant cost savings were realized.

Initially, this best practice appeared to be beneficial for the company. However, after a few months, it became apparent that the status of a work package, as seen by a traffic light, was not as accurate as the more expensive written reports. There was also some concern as to who would make the decision on the color of the traffic light.

**TABLE 1–5. IMPROPER APPLICATION OF BEST PRACTICES**

<b>Type of Best Practice</b>	<b>Expected Advantage</b>	<b>Potential Disadvantage</b>
Use of traffic light reporting	Speed and simplicity	Poor accuracy of information
Use of a risk management template/form	Forward looking and accurate	Inability to see all possible risks
Highly detailed WBS	Control, accuracy, and completeness	More control and cost of reporting
Using enterprise project management on	Standardization and consistency	Too expensive on certain projects all projects
Using specialized software	Better decision making	Too much reliance on tools

Eventually, the traffic light system was enlarged to include eight colors, and guidelines were established for the decision on the color of the lights. In this case, the company was fortunate enough to identify the disadvantage of the best practice and correct it. Not all disadvantages are easily identified, and those that are may not always be correctable.

There are other reasons why best practices can fail or provide unsatisfactory results. These include:

- Lack of stability, clarity, or understanding of the best practice
- Failure to use best practices correctly
- Identifying a best practice that lacks rigor
- Identifying a best practice based on erroneous judgment
- Failing to provide value

## 1.21 BEST PRACTICES LIBRARY

---

With the premise that project management knowledge and best practices are intellectual properties, how does a company retain this information? The solution is usually the creation of a best practices library. Figure 1–15 shows the three levels of best practices that seem most appropriate for storage in a best practices library.

Figure 1–16 shows the process of creating a best practices library. The bottom level is the discovery and understanding of what is or is not a “potential” best practice. The sources for potential best practices can originate anywhere within the organization.

The next level is the evaluation level to confirm that it is a best practice. The evaluation process can be done by the PMO or a committee but should have involvement by the senior levels of management. The evaluation process is very difficult because a one-time

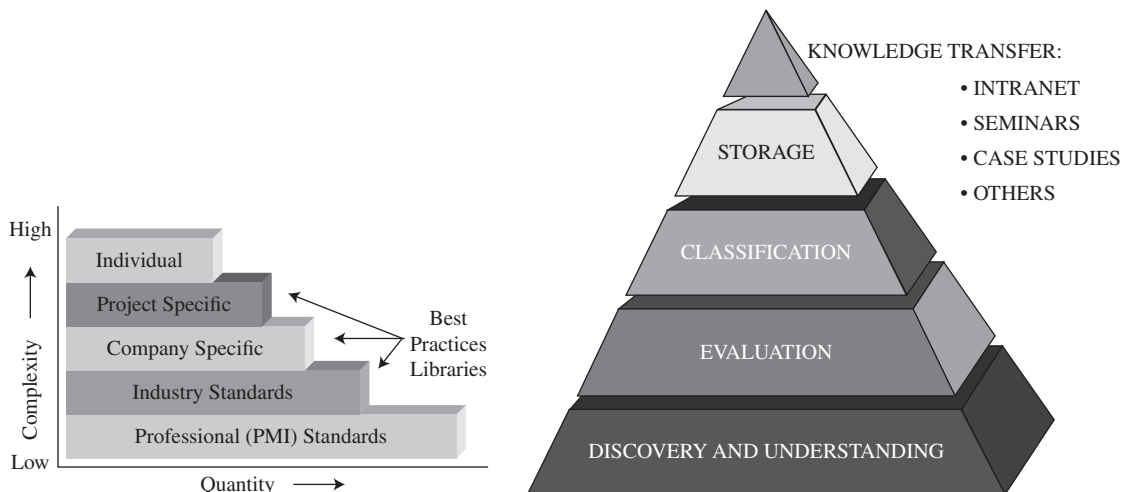


Figure 1–15. Levels of best practices.

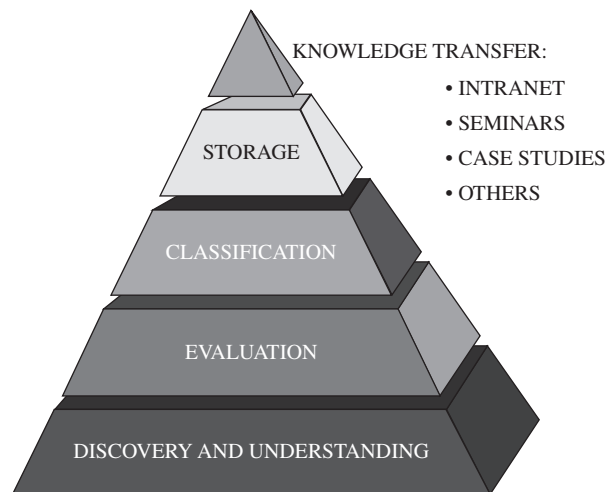


Figure 1–16. Creating a best practices library.

positive occurrence may not reflect a best practice that will be repetitive. There must exist established criteria for the evaluation of a best practice.

Once a best practice is established, most companies provide a more detailed explanation of the best practice as well as a means for answering questions concerning its use. However, each company may have a different approach to disseminating this critical intellectual property. Most companies prefer to make maximum utilization out of the company's intranet websites. However, some companies simply consider their current forms and templates as the ongoing best practices library.

Figure 1–15 showed the levels of best practices, but the classification system for storage purposes can be significantly different. Figure 1–17 shows a typical classification system for a best practices library.

The reason to create a best practices library is to transfer knowledge to the employees. The knowledge can be transferred through the company intranet, seminars on best practices, and case studies. Some companies require that the project team prepare case studies on lessons learned and best practices before the team is disbanded. These companies then use the case studies in company-sponsored seminars. Best practices and lessons learned must be communicated to the entire organization. The problem is determining how to do it effectively.

Another critical problem is best practices overload. One company started up a best practices library and, after a few years, had amassed what it considered to be hundreds of best practices. No one bothered to reevaluate whether all of these were still best practices. After reevaluation had taken place, it was determined that less than one-third were still regarded as best practices. Some were no longer best practices, others needed to be updated, and others had to be replaced with newer best practices.

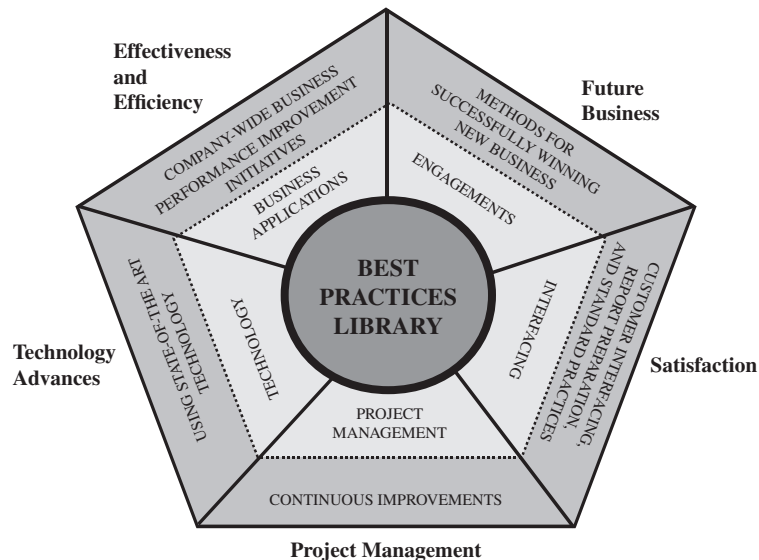


Figure 1–17. Best practices library.

## 1.22 HEWLETT-PACKARD: BEST PRACTICES IN ACTION

---

### Identifying Specific Activities as Best Practices

The focus of our organization within HP is the management of “IT,” or information technology. IT consists of all of the hardware, software, networks, facilities that provide information, at the right time, to the right people, to enable the people to perform their jobs or fulfill their business obligations/responsibilities. IT departments have matured over the decades to resemble the other business units of an organization, especially in the management of IT in the form of services. A best practice for the industry called ITIL<sup>®</sup>, which is the short name for IT Infrastructure Library<sup>®</sup>, was introduced in the mid-1980s and revolutionized the IT industry by promoting a single set of best practices that have been built by the global IT community. In the 1990s we subscribed to the initial release of ITIL, which was a collection of individual publications. At the turn of the century, we subscribed to version 2, which evolved the individual books for a grouping of practices, centered on Service Support and Service Delivery. Then we (along with the rest of the IT community) upgraded to the 2007 and 2011 editions that provided a life-cycle management approach for the management of IT Services. The reason for the history lesson is that we have subscribed to and have matured our practices with the maturity of this best practice.

IT Services are developed to support the functionality of a business unit. So a “billing system” is the IT Service to the Financial Team’s function for revenue collection. The billing system is broken into IT components such as business applications, file servers, network connectivity, facilities etc. ITIL enables companies to manage those components with best practices such as Availability Management, Capacity Management, Problem Management and Change Management. Today, we have identified 28 best practices from ITIL and we developed an additional 6 that enable the implementation and management of an IT Service Life-cycle approach.

### Definition of a Best Practice

Our brief definition of best practice is a leveragable capability. ITIL defines a capability as the ability of an organization or IT service to carry out an activity. A capability is comprised of three designs: a process design (the activities to be followed to produce the result), a people design (the structure and training of the role to equip the person to fulfill their responsibilities), and a tool design (the equipment or application used to automate the work).

To illustrate this, let’s look at something we all understand, a hospital emergency room. The emergency room staff does not know what will come through the emergency doors; they have to be prepared for everything! Once a patient comes through the doors, either on their own or on a gurney, the situation is identified and the proper room, tools, and personnel are engaged to properly react. If someone is having a heart attack, the emergency room personnel have a crash cart prepared with all of the equipment and required drugs in addition to the proper procedures to follow, and doctors with the appropriate skills. If someone comes in with a sprained ankle, they will be sitting in the

waiting room for quite a while as higher-priority patients are managed. But the sprained ankle does not wait forever; the person is scheduled in.

Much like a hospital, the IT Service Desk does not know who will call with what problem, but they have to be prepared for everything. Once a call comes into the Service Desk, either a phone call or a triggered event, the situation is identified and the proper personnel and tools properly react. If someone has a question or a simple request, which can be handled at the initial call, if a vital business function is down due to an IT error, the appropriate personnel are assembled in a conference call and all emergency actions and escalations are taken until the error is corrected and the business functionality is restored.

A functional Service Desk with urgent incident response is based on the best practice of a hospital emergency room. The specific capabilities for the IT Delivery Teams or Operation Staff to carry out an activity is based on people, process, and tool designs.

In order to manage each of the best practices consistently, each capability is documented following the Best Practice Profile template. Some of the information contained within the profile includes the description of the practice, the type, the value to the company, list of practitioners to use the practice. Each of the practices has documentation of the assets, asset status, and the business drivers that have been used to develop the practice.

### Final Decision on a Best Practice

In order to understand who has the final decision of what is a best practice, we need to explore how we manage best practices. This is shown in Figure 1–18. The management of practices starts with establishing the directorate of people who will own and manage

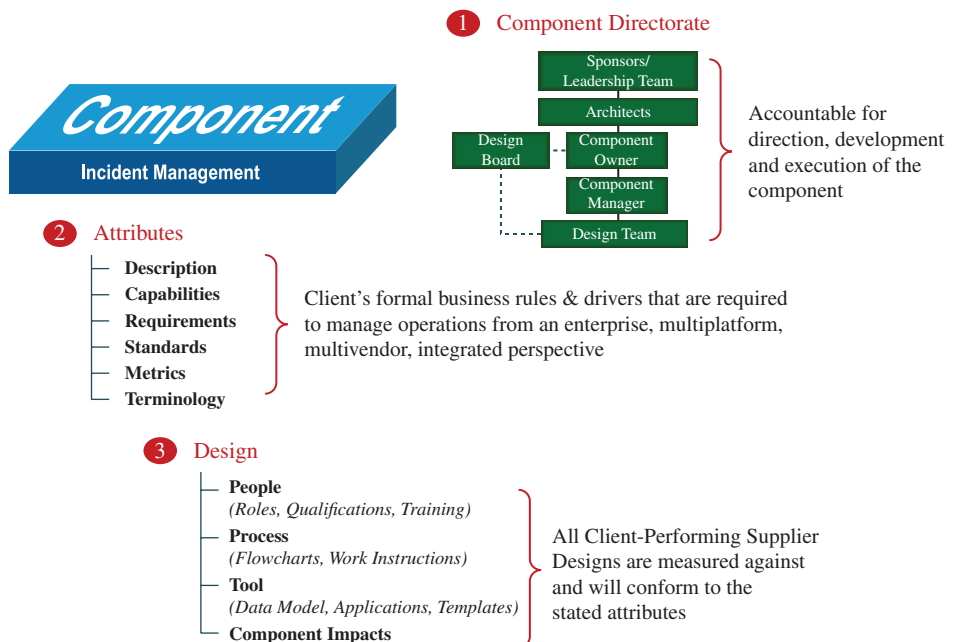


Figure 1–18. Management of a best practice.



the practice. For this example, the best practice is Incident Management. All aspects of the practice will be managed, from the budgets and direction to how it fits into the overall service model to ownership and the buy-in of the stakeholders and finally to the management of improvements or design revisions (and decommissions).

Second is the understanding of how the best practice will be used, the value to be obtained, and the drivers that will dictate the required design. This is where many “best practices” fail, when there is a fits-all-sizes mentality. We have three or four Incident Management designs that are the best practice for the three or four clients they support. Each best practice is designed around a specific set of attributes (business drivers) that denotes the characteristics of the practice that make it the best fit for that client. Unless each client shares the same business drivers and standards, there will never be a single best practice that can be applied to meet their needs. Some clients do request a leveraged design and are flexible to adopt the single set of attributes that they will be restricted to, allowing them a lower-cost, leveraged design that is implemented in many clients.

Third, the designs for the people, process, and tools are built and integrated to support the agreed-on attributes. This model will support a single best practice for incident, or it can be broken down further to the 25 specific capabilities, such as logging an incident or determining the incident priority rating. Understanding and managing at the capability level provides us the flexibility to mix and match capability designs to meet the client’s needs. If the client has governmental standards, such as Sarbanes-Oxley, or industry standards, such [as ones for the] pharmaceutical [industry], we can then identify the designs that were built to comply with those standards.

### **A Library of Best Practices**

The library of our IT Service Management practices are stored in a shared workgroup tool with a metadata type of sorting. Each practice is under version control and mapped to the company that it was applied to. This way, if we have two companies in the same industry, we can always start with an existing design, then adjust based on the definition of their attributes.

### **The Number of Best Practices**

We have hundreds of best practices in the library since they can be at a component level (incident management) or a capability level (25 capabilities of Incident Management). In addition, since each capability is composed of people, process, and tool designs, the library is best managed in a Configuration Management database.

### **Getting Support for Best Practices**

The best practices used by our organization are managed by IT service management consultants, and we maintain our service collateral of best practices. Each IT service management consultant service has an owner assigned to oversee the best practice designs and to apply the correct design as the starting point of a new engagement. This is a value add for clients to hire our consultants since they can be assured that we will start with the best applicable practice without having to understand the entire system. They can be the customers, provide us their attributes, and we demonstrate the design based on compliance to the attributes.



## **From Best Practice to Migraine Headache**

### **2.0 INTRODUCTION**

---

For almost 40 years, project management resided in relatively few industries, such as aerospace, defense, and heavy construction. These industries were project-driven and implemented project management mainly to placate customer requests. Project management was considered as something nice to have but not a necessity. As a result, best practices in project management were never really considered important.

Within the last two decades, project management has evolved into a management process that is mandatory for the long-term survival of the firm. Project management is now a necessity rather than a luxury. Project management permeates all aspects of a business. Companies are now managing their business by projects. Project management has become a competitive weapon. The knowledge learned from project management is treated as intellectual property, and project management offices (PMOs) have been established as the guardians of the project management intellectual property, reporting to the senior levels of management and being given the task of capturing best practices in project management.

As with any new project management activity, benefits are accompanied by disadvantages and potential problems. Some of the problems are small and easy to correct, while others are colossal migraine headaches and keep executives awake at night. The majority of the migraine headaches emanate from either a poor understanding of the benefits of project management or having expectations that are set too high. Other potential problems occur when an activity really is not a best practice and detrimental results occur.

## 2.1 GOOD INTENTIONS BECOMING MIGRAINES

Sometimes the best intentions can turn into migraine headaches. As an example, one company quickly realized the importance of project management and made it a career path position. This was certainly the right thing to do. Internally, people believed that the company considered project management to be a strategic competency, and professionalism in project management evolved. Externally, the company's customers were quite pleased seeing project management as a career path discipline, and the business improved.

These good intentions soon turned into problems. To show their support for excellence in project management, project managers were provided with 14 percent salary increases, whereas project team members and line managers received 3 to 4 percent. Within two years after implementing a project management career path, everyone was trying to become a project manager and climb the project management career path ladder of success, including critical line managers with specialized expertise. Everyone thought that the grass was greener in the project manager's yard than in his or her own. Line managers with critical skills were threatening to resign from the company if they were not given the chance to become project managers. The company eventually corrected the problem by telling everyone that every career path ladder in the company had the same career path opportunities for advancement. The large differential in salary increases disappeared and was replaced by a more equitable plan. However, the damage was done. Team members and line managers felt that the project managers exploited them, and the working relationship suffered. Executives were now faced with the headache of trying to repair the damage.

Figure 2-1 illustrates why many other headaches occur. As project management grows and evolves into a competitive weapon, pressure is placed upon the organization to implement best practices, many of which necessitate the implementation of costly internal control systems for the management of resources, costs, schedules, and quality. The project management systems must be able to handle several projects running concurrently. Likewise, obtaining customer satisfaction is also regarded as a best practice and can come at a price. As the importance of both increases, so do the risks and the headaches. Maintaining parity between customer satisfaction and internal controls is not easy. Spending too much time and money on customer satisfaction could lead to financial disaster on a given project. Spending too much time on internal controls could lead to noncompetitiveness.

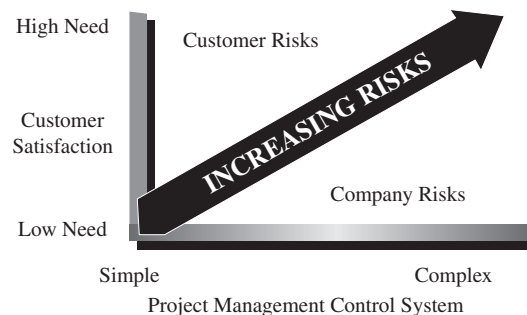


Figure 2-1. Risk growth.

## 2.2 ENTERPRISE PROJECT MANAGEMENT METHODOLOGY MIGRAINE ---

As the importance of project management became apparent, companies recognized the need to develop project management methodologies. Good methodologies are best practices and can lead to sole-source contracting based on the ability of the methodology to continuously deliver quality results and the faith that the customer has in the methodology. Unfortunately, marketing, manufacturing, information systems, research and development, and engineering may have their own methodology for project management. In one company, this suboptimization was acceptable to management as long as these individual functional areas did not have to work together continuously. Each methodology had its own terminology, life-cycle phases, and gate review processes.

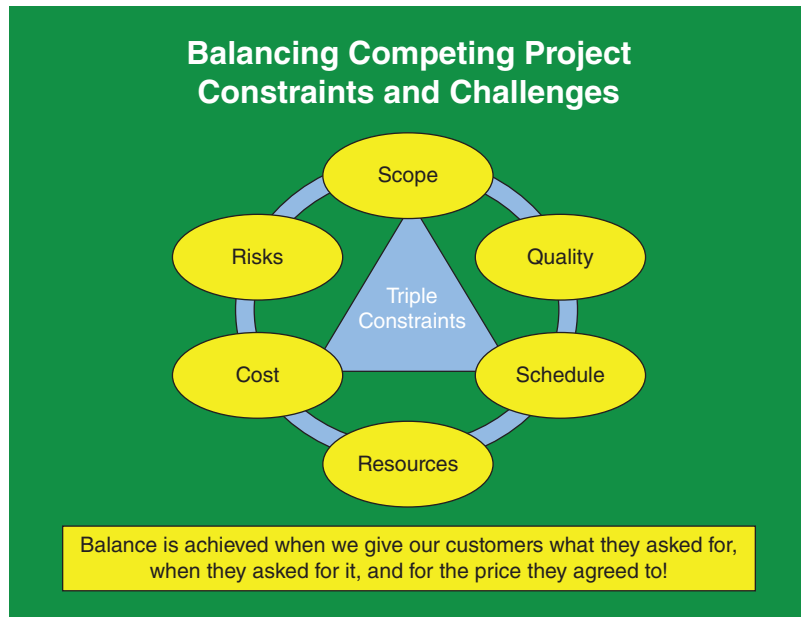
When customers began demanding complete solutions to their business needs rather than products from various functional units, the need to minimize the number of methodologies became apparent. Complete solutions required that several functional units work together. Senior management regarded this as a necessity, and senior management believed that it would eventually turn into a best practice as well as lead to the discovery of other best practices.

One company had three strategic business units (SBUs), which, because of changing customer demands, now were required to work together because of specific customer solution requirements. Senior management instructed one of the SBUs to take the lead role in condensing all of the functional processes of all three units into one enterprise project management (EPM) methodology. After some degree of success became apparent, senior management tried unsuccessfully to get the other two SBUs to implement this EPM methodology that was believed to be a best practice. The arguments provided were: “We don’t need it,” “It doesn’t apply to us,” and “It wasn’t invented here.” Reluctantly, the president of the company made it clear to his staff that there was now no choice. Everyone would use the same methodology. The president is now facing the same challenge posed by globalization and acceptance of new methodology. Now cultural issues become important.

## 2.3 TRADE-OFF MIGRAINE ---

*As project management evolved, the focus has changed to competing constraints rather than just the traditional view of looking at only time, cost, and scope. As more constraints appear on projects, new challenges and migraines appear with trade-offs. With only three constraints, it may not be difficult to determine the order of the trade-offs. But when as many as 8, 10, or 12 constraints appear on the project, the order of the trade-offs can be challenging, especially because of the dependencies that may exist between constraints.*

*Alex Sadowski has prepared an article titled “Project Constraints and Challenges.” The remainder of this section is from this article.*



**Figure 2.2** Constraints and challenges.  
© 2013, A. M. Sadowski

\* \* \*

All projects, big and small, have constraints and challenges that must be effectively handled to achieve success. Originally it was believed that the project manager only had to be concerned with defining the scope, containing the cost, and meeting the schedule so that the project was completed on time, within cost, and according to requirements and specifications. However, details often get in the way. Problems can arise that would risk completion, and necessary resources may be difficult to obtain when needed. All this definitely affects the quality of the end result. We now realize that the original triple constraints (i.e., scope, schedule, and cost) must be expanded to include the challenges of balancing risks, resources, and quality.

## CONSTRAINTS

In planning any project, it is most important that we first look at the triple constraints, which are scope, schedule, and cost.

### Scope

The scope of the project defines the required end result and therefore provides the basis for what needs to be done in order to achieve project success. This includes all the requirements by which successful project completion is measured. Once we know the requirements, then all the necessary tasks can be defined and planned for.

### **Schedule**

Once all the individual tasks are identified, then the schedule can be generated. The schedule will help to ensure that all required tasks are completed in order and at the times required to successfully meet the end date. The schedule should include milestones that must be completed on time to maintain the integrity of the schedule and achieve on-time completion. When the schedule has been generated, then the cost can be established.

### **Cost**

The cost will take into account the duration of the entire project and the funding required for each of the individual tasks. The budget supporting the project cost will cover all aspects of initiation, design, development, and delivery.

## **CHALLENGES**

Even when the scope, schedule, and cost are defined and well integrated, challenges must be accommodated so that success can be achieved. Properly addressing the challenges will most likely require updates and revisions to the original scope, schedule, and cost planning.

### **Risks**

All projects, no matter the size or the complexity, are subject to risks. During the project's planning phase, the defined scope, schedule, and cost must be analyzed to determine if any potential problems could arise. Risks are problems that may occur and should be identified at the beginning of the project. Often the identification of the risk will require a clearer definition of the scope so that the risk can be more accurately defined and addressed. Risks require mitigation planning, so if they should arise, they can be effectively handled and not impact the success of the project. The risk mitigation planning process requires four steps:

1. Clearly define the risk.
2. Determine the probability of the risk occurring.
3. Determine the additional cost of mitigating the risk.
4. Define the potential impact on the project schedule.

Risk mitigation plans will require additional budget allocation, and such mitigation activity will also have to be included in the schedule.

### **Resources**

Once the scope, schedule, cost, and risks are solidified, then the necessary resources can be properly identified. These resources include personnel, materials, facilities, specialized equipment and/or tools, and others. Resources are often available only at certain times so the original schedule may have to be amended to accommodate when the required resources are actually available. This resource availability issue may also

require adjustments to the original budget. In analyzing the availability of necessary resources, risks may be identified that will have to be added to the mitigation plans.

### Quality

Quality is often addressed after scope, schedule, cost, risk and resources have been properly defined. Quality assurance (QA) activities must be planned and implemented so that customer satisfaction can be achieved and the project is successful. QA activities will be largely based on the defined scope and the project goals that must be achieved. Such activities will impact both cost and schedule. Appropriate resources and budget must be allocated to make certain that the QA activities are fruitful.

When scope, cost, schedule, resources, risk, and quality are addressed and effectively integrated, then the project can succeed. Overall project quality is achieved when customers receive what they asked for, when they asked for it, and for the price that they agreed to. Project quality and success can be achieved only by effectively balancing the constraints and challenges.

## 2.4 CUSTOMER SATISFACTION MIGRAINE ---

Companies have traditionally viewed each customer as a one-time opportunity, and after this customer's needs were met, emphasis was placed on finding other customers. This approach is acceptable as long as there exists a large potential customer base. Today, project-driven organizations, namely those that survive on the income from a continuous stream of customer-funded projects, are implementing the engagement project management approach. With engagement project management, each potential new customer is approached in a way that is similar to an engagement in marriage where the contractor is soliciting a long-term relationship with the customer rather than a one-shot opportunity. With this approach, contractors are selling not only deliverables and complete solutions but also a willingness to make their EPM methodology compatible with the customer's methodology. To maintain customer satisfaction and hopefully a long-term relationship, customers are requested to provide input on how the contractor's EPM methodology can be extended into their organization. The last life-cycle phase in the EPM methodology used by the Swedish-Swiss corporation Asea Brown and Boveri is called "customer satisfaction management" and is specifically designed to solicit feedback from the customer for long-term customer satisfaction.

This best practice of implementing engagement project management is a powerful best practice because it allows the company to capitalize on its view of project management, namely that project management has evolved into a strategic competency for the firm leading to a sustained competitive advantage. Although this approach has merit, it opened a Pandora's box. Customers were now expecting to have a say in the design of the contractor's EPM methodology. One automotive supplier decided to solicit input from one of the Big Three in Detroit when developing its EPM approach. Although this created goodwill and customer satisfaction with one client, it created a severe problem with other clients that had different requirements and different views of project management. How much freedom should a client be given in making recommendations for

changes to a contractor's EPM system? Is it a good idea to run the risk for the sake of customer satisfaction? How much say should a customer have in how a contractor manages projects? What happens if customers begin telling contractors how to do their job?

## **2.5 MIGRAINE RESULTING FROM RESPONDING TO CHANGING CUSTOMER REQUIREMENTS**

---

When project management becomes a competitive weapon and eventually leads to a strategic competitive advantage, changes resulting from customer requests must be done quickly. The EPM system must have a process for configuration management for the control of changes. The change control process portion of the EPM system must maintain flexibility. But what happens when customer requirements change to such a degree that corresponding changes to the EPM system must be made and these changes could lead to detrimental results rather than best practices?

One automotive tier 1 supplier spent years developing an EPM system for the development of new products or components that was highly regarded by customers. The EPM system was viewed by both the customers and the company as a best practice. But this was about to change. Customers started trying to save money by working with fewer suppliers. Certain suppliers would be selected to become "solution providers" responsible for major sections or chunks of the car rather than individual components. Several tier 1 suppliers acquired other companies through mergers and acquisitions in order to become component suppliers. The entire EPM system had to be changed, and, in many cases, cultural shock occurred. Some of the acquired companies had strong project management cultures and their own best practices, even stronger than the acquirer, while others were clueless about project management. To make matters even worse, all of these companies were multinational, and globalization issues took center stage. Now best practices were competing.

After years of struggling, success was now at hand for many component suppliers. The mergers and acquisitions were successful, and new common sets of best practices were implemented. But, once again, customer requirements were about to change. Customers were now contemplating returning to component procurement rather than "solution provider" procurement, believing that costs would be lowered. Should this occur across the industry, colossal migraines would appear due to massive restructuring, divestitures, cultural changes, and major changes to the EPM systems. How do contractors convince customers that their actions may be detrimental to the entire industry? Furthermore, some companies that were previously financially successful as chunk or section manufacturers might no longer have the same degree of success as component manufacturers.

## **2.6 REPORTING LEVEL OF THE PMO MIGRAINE**

---

Companies have established a PMO as the guardian of project management intellectual property. Included in the responsibilities of a PMO are strategic planning for project management; development and enhancement of the EPM; maintenance of project



management templates, forms, and guidelines; portfolio management of projects; mentorship of inexperienced project managers; a hotline for project problem solving; and maintaining a project management best practices library. The PMO becomes the guardian of all of the project management best practices.

While the creation of a PMO is regarded as a best practice for most companies, it places a great deal of intellectual property in the hands of a few, and information is power. With all of this intellectual property in the hands of three or four people in the PMO, the person to whom the PMO reports could possibly become more powerful than his or her counterparts. What is unfortunate is that the PMO must report to the executive levels of management, and there appears to be severe infighting at the executive levels for control of the PMO.

To allay the fears of one executive becoming more powerful than another, companies have created multiple PMOs, which are supposedly networked together and sharing information freely. Hewlett-Packard has multiple PMOs all networked together. Comau has PMOs in North America, South America, Europe, and Asia, all networked together. Star Alliance has a membership of 27 airlines, each with a PMO and all networked together with a PMO in Germany as the lead. These PMOs are successful because information and project management intellectual property are shared freely.

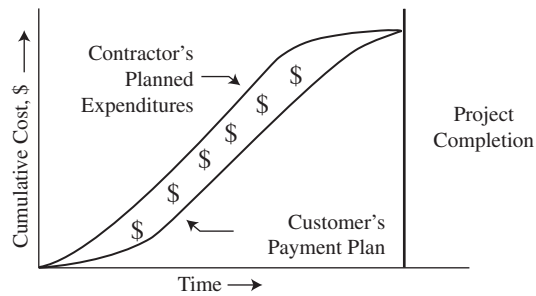
Allowing multiple PMOs to exist may seem like the right thing to do to appease each executive, but in some cases it has created the headaches of project management intellectual property that is no longer centralized. Worse, what happens if every executive, including multinational executives, each demand their own PMO? This might eventually lead to PMOs being viewed as an overmanagement expense, and unless the company can see a return on investment on each one, the concept of the PMO might disappear, thus destroying an important best practice because of internal politics.

## 2.7 CASH FLOW DILEMMA MIGRAINE

---

For many companies that survive on competitive bidding, the cost of preparing a bid can range from a few thousand dollars to hundreds of thousands. In most cases, project management may not appear until after the contract is awarded. The results can be catastrophic if benefit realization at the end of the project does not match the vision or profit margin expected during proposal preparation or at project initiation. When companies develop an EPM system and the system works well, most companies believe that they can now take on more work. They begin bidding on every possible contract believing that with the EPM system, they can accomplish more work in less time and with fewer resources without any sacrifice of quality.

In the summer of 2002, a large, multinational company set up a project management training program in Europe for 50 multinational project managers. The executive vice president spoke for the first 10 minutes of the class and said, "The company is now going to begin turning away work." The project managers were upset over hearing this and needed an explanation. The executive vice president put Figure 2-3 on the screen and made it clear that the company would no longer accept projects where profit margins would eventually be less than 4 to 6 percent because they were financing the projects for



**Figure 2-3.** Spending curve.

their customers. The company was functioning as a banker for its clients. Benefit realization was not being achieved. To reduce the costs of competitive bidding, the company was responding to proposal requests using estimating databases rather than time-phased labor. The cash flow issue was not being identified until after go-ahead.

While project financing has become an acceptable practice, it does squeeze profits in already highly competitive markets. To maintain profit margins, companies are often forced to disregard what was told to the customer in the proposal and to assign project resources according to the customer's payment plan rather than the original project schedule provided in the proposal. While this may lead to short-term profitability, it often results in elongated schedules, potential lawsuits, and customer dissatisfaction. The balance among customer satisfaction, long-term client relationships, and profitability is creating a huge headache. The best practice of creating a world-class EPM system can lead to detrimental results if profitability cannot be maintained.

## 2.8 SCOPE CHANGE DILEMMA MIGRAINE

For companies that require successful competitive bidding for survival, the pot of gold is often the amount of scope changes that occur after go-ahead. The original contract may be underbid in the hope that lucrative customer or contractor-generated scope changes will occur. For profit maximization, a best practices scope change control process must be part of the EPM system.

Over the years, project managers have been encouraged by their superiors to seek out any and all value-added scope changes to be funded by the customers. But these scope changes are now playing havoc with capacity-planning activities and the assigning of critical resources needed for the scope changes and other projects. As companies mature in project management, the EPM systems become Web based. All individual project schedules are rolled up into a master schedule such that senior management can get a realistic picture of resources committed for the next 90 or 180 days. This allows a company to determine how much additional work it can undertake without overtaxing the existing labor base. Furthermore, if a resource bottleneck is detected, it should be relatively clear how many additional resources should be hired and in which functional groups.

As capacity planning changes from an art to a science, the problems with obtaining qualified resources for unplanned scope changes grow. Maximization of profits on a particular project may not be in the best interest of the company, especially if the resources can be used more effectively elsewhere in the organization. Organizations today are understaffed, believing that it is better to have more work than people than more people than work. Executives must find a way to balance the need for added project resources, scope changes, portfolio selection of projects, and the strain on the working relationship between project and line managers. How do executives now convince project managers that scope changes are unnecessary and to forget profit maximization?

## 2.9 OUTSOURCE OR NOT MIGRAINE ---

One of the responsibilities of a PMO is debriefing the project team at the completion of the project. This includes capturing lessons learned, identifying opportunities for improving the EPM system, and updating the estimating database. As the estimating database improves, companies realize that they can outsource some project work at a significantly lower cost than performing the same work internally.

While outsourcing can become an important best practice and can save the company some money, there may be detrimental results. A bank received significant negative publicity in local newspapers when it was discovered that the information systems division would be downsized in conjunction with cost-effective outsourcing. Another organization also outsourced its information systems work to such an extent that it had to begin providing its suppliers and contractors with company-proprietary data. Headaches occur when executives must balance short-term profitability with the long-term health of the corporation and community stakeholder needs and expectations.

Best practices are designed to benefit both the company and the workers. When the implementation of best practices leads to loss of employment, the relative importance of best practices can diminish in the eyes of the employees.

## 2.10 DETERMINING WHEN TO CANCEL A PROJECT MIGRAINE ---

Virtually every EPM system is based on life-cycle phases. Each life-cycle phase terminates with an end-of-phase gate review meeting designed to function as a go/no-go decision point for proceeding to the next phase. Very few projects seem to be terminated at the early gate review meetings. One reason for this is that project managers do not necessarily provide all of the critical information necessary to make a viable decision. Project managers provide information in forecast reports on the estimated cost at completion and time at completion. What is missing is the expected benefits at completion, and this

value may be more important than time and cost. While it is understandable that this value may be difficult to obtain during early life-cycle phases, every attempt should be made to present reasonable benefits-at-completion estimates.

If a project comes in late or is over budget, the expected benefits may still be achievable. Likewise, if a project is under budget or ahead of schedule, there may be no reason to believe that the vision at the project's initiation will be met at completion. One company has initiated a concept called "map days," when periodically the team maps its performance to date. The maps are reviewed with senior management to make sure that the project should continue. This concept can be expanded to include possible benefits at completion.

While good project management methodologies are best practices and provide valuable information for the management of projects, the system must also be capable of providing the necessary information to senior management for critical decision making. All too often, EPM systems are developed for the benefit of project managers alone rather than for the best interest of the entire company.

## 2.11 PROVIDING PROJECT AWARDS MIGRAINE ---

Perhaps the biggest headache facing senior management is the establishment of an equitable project award/recognition system that is part of the wage and salary administration program. Companies have recognized that project management is a team effort and that rewarding project teams may be more beneficial than rewarding individuals. The headache is how to do it effectively.

Several questions need to be addressed:

- Who determines the magnitude of each person's contribution to the project's success?
- Should the amount of time spent on the project impact the size of the award?
- Who determines the size of the award?
- Will the award system impact future estimating, especially if the awards are based on underruns in cost?
- Will the size of the awards impact future personnel selection for projects?
- Will employees migrate to project managers who have a previous history of success where large awards are provided?
- Will people migrate away from high-risk projects where rewards may not be forthcoming?
- Will employees avoid assignments to long-term projects?
- Can union employees participate in the project award system?

Providing monetary and nonmonetary recognition is a best practice as long as it is accomplished in an equitable manner. Failure to do so can destroy even the best EPM systems as well as a corporate culture that has taken years to develop.

## 2.12 MIGRAINE FROM HAVING THE WRONG CULTURE IN PLACE ---

Creating the right corporate culture for project management is not easy. However, when a strong corporate culture is in place and it actively supports project management such that other best practices also develop, the culture is very difficult to duplicate in other companies. Some corporate cultures lack cooperation among the players and support well-protected silos. Other cultures are based on mistrust while others foster an atmosphere where it is acceptable to persistently withhold information from management.

A telecommunications company funded more than 20 new product development projects, which all had to be completed within a specific quarter to appease Wall Street and provide cash flow to support the dividend. Management persistently overreacted to bad news, and information flow to senior management became filtered. The project management methodology was used sparingly for fear that management would recognize early on the seriousness of problems with some of the projects.

Not hearing any bad news, senior management became convinced that the projects were progressing as planned. When it was discovered that more than one project was in serious trouble, management conducted intensive project reviews on all projects. In one day, eight project managers were either relieved of their responsibilities or fired. But the damage was done, and the problem was really the culture that had been created. Beheading the bearer of bad news can destroy potentially good project management systems and lower morale.

In another telecommunications company, senior management encouraged creativity and provided the workforce with the freedom to be creative. The workforce was heavily loaded with technical employees with advanced degrees. Employees were expected to spend up to 20 percent of their time coming up with ideas for new products. Unfortunately, this time was being charged back to whatever projects the employees were working on at the time, thus making the cost and schedule portion of the EPM system ineffective.

While management appeared to have good intentions, the results were not what management expected. New products were being developed, but the payback period was getting longer and longer, while operating costs were increasing. Budgets established during the portfolio selection of the projects process were meaningless. To make matters worse, the technical community defined project success as exceeding specifications rather than meeting them. Management, in contrast, defined success as commercialization of a product. Given the fact that as many as 50 to 60 new ideas and projects must be undertaken to have one commercially acceptable success, the cost of new product development was bleeding the company of cash, and project management was initially blamed as the culprit. Even the best EPM systems are unable to detect when the work has been completed other than by looking at money consumed and time spent.

It may take years to build up a good culture for project management, but it can be destroyed rapidly through the personal whims of management. A company undertook two high-risk R&D projects concurrently. A time frame of 12 months was established for each in hope of making a technology breakthrough; even if it could happen, both products would have a shelf life of about one year before obsolescence would occur.

Each project had a project sponsor assigned from the executive levels. At the first gate review meeting, both project managers recommended that their projects be terminated. The executive sponsors, in order to save face, ordered the projects to continue to the next gate review rather than terminate them while the losses were small. The executives forced the projects to continue on to fruition. The technical breakthroughs occurred six months late, and virtually no sales occurred with either product. There was only one way the executive sponsors could save face—promote both project managers for successfully developing two new products and then blame marketing and sales for their inability to find customers.

Pulling the plug on projects is never easy. People often view bad news as a personal failure, a sign of weakness, and a blemish on their career path. There must be an understanding that exposing a failure is not a sign of weakness. The lesson is clear: Any executive who always makes the right decision is certainly not making enough decisions, and any company where all of the projects are being completed successfully is not working on enough projects and not accepting reasonable risk.

## 2.13 MIGRAINES DUE TO POLITICS

---

The completion of a project requires people. But simply because people are assigned to the project does not necessarily mean that they will always make decisions for what is in the best interest of the project. When people are first assigned to a new project, they ask themselves, “What’s in it for me? How will my career benefit from this assignment?”

This type of thinking creates severe migraines and can permeate all level of management on a project, including those responsible for project governance. People tend to play politics to get what they want, and this gamesmanship creates barriers that the project manager must overcome. People are motivated by the rewards they can receive from the formal structure of the company and also from the informal political power structure that exists. Barriers are created when an individual’s rewards from either structure are threatened. The barriers lead to conflicts and can involve how the project will be planned; who will be assigned to specific activities, especially those activities that may receive high-level visibility; which approach to take to solve a problem; and other such items that are often hidden agenda items. Some people may even want to see the project fail if it benefits them.

Political savvy is an essential skill for today’s project manager. Project managers can no longer rely solely on technical or managerial competence when managing a project. They must understand the political nature of the people and organizations they must deal with. They must understand that politics and conflicts are inevitable and are a way of life in project management. Project managers of the future must become politically astute. Unfortunately, even though there are some books published on politics in project management, there has been limited research conducted on project management politics compared to other areas of the *PMBOK® Guide*.\*

---

\* PMBOK is a registered mark of the Project Management Institute, Inc.

**Political Risks**

On large and complex projects, politics are often treated as a risk, especially when the project is being conducted in the host's country and is subject to government interference or political violence. The factors often considered as part of political risks include:

- Political change, such as a new party elected into power
- Changes in the host country's fiscal policy, procurement policy, and labor policy
- Nationalization or unlawful seizure of project assets and/or intellectual property
- Civil unrest resulting from a coup, acts of terrorism, kidnapping, ransom, assassinations, civil war, and insurrection
- Significant inflation rate changes resulting in unfavorable monetary conversion policies
- Contract failure, such as license cancellation and payment failure

We tend to include many of these risks within the scope of enterprise environmental factors that are the responsibility of the project sponsor or the governance committee. But when the project is being conducted within the host's country, it is usually the project manager who has to deal with the political risks.

The larger and more complex the project, the larger the cost overrun, and the larger the cost overrun, the greater the likelihood of political intervention. In some countries, such as in the United States, escalating problems upward usually implies that the problem ends up in the hands of the project's sponsor. But in other countries, especially in emerging market nations, problems may rise beyond the governance committee and involve high-level government officials. This is particularly true for megaprojects that are susceptible to large cost overruns.

**Reasons for Playing Politics**

There are numerous reasons why people play political games. Some of the common reasons include:

- Wanting to maintain control over scarce resources
- Seeking rewards, power, or recognition
- Maintaining one's image and personal values
- Having hidden agendas
- Fear of the unknown
- Control over who gets to travel to exotic locations
- Control over important information since information is a source of power
- Getting others to do one's work
- Seeing only what one wants to see
- Refusing to accept or admit defeat or failure
- Viewing bad news as a personal failure
- Fear of exposing mistakes to others
- Viewing failure as a sign of weakness
- Viewing failure as damage to one's reputation
- Viewing failure as damage to one's career

All of these are reasons that may benefit you as project manager personally. There are also negative politics where political games are played with the intent of hurting others, which in turn may end up benefiting you personally. Some examples are:

- Wanting to see the project fail
- Fear of change if the project succeeds
- Wanting to damage someone else's image or reputation especially if they stand in the way of your career advancement
- Berating the ideas of others to strengthen your position

### **Situations Where Political Games Will Occur**

While politics can exist on any project and during any life-cycle phase, history has shown us that politics are most likely to occur as a result of certain actions and/or under certain circumstances:

- Trying to achieve project management maturity within a conservative culture
- During mergers and acquisitions, when the “landlord” and the “tenant” are at different levels of project management maturity
- Trying to get an entire organization to accept a project management methodology that was created by one functional area rather than a committee composed of members from all functional areas (i.e., the “not invented here” syndrome)
- Not believing that the project can be completed successfully and wanting to protect oneself
- Having to change work habits and do things differently if the project is a success
- Not knowing where problems that occur will end up for resolution
- Assuming that virtual teams are insulated from project politics
- Failing to understand stakeholder effective relations management practices
- The larger and more complex the project, the greater the chances of political interference
- The larger the size of the governance committee, the greater the chance for disagreements and political issues to appear
- The more powerful the people are on the project, the greater the chance that they will be involved in project politics
- Employees who are recognized as prima donnas are more prone to play political games than the average worker.

### **The Governance Committee**

Project politics usually ends up pushing the project in a direction different from the original statement of work (SOW). The push can originate within your own senior management, among some of your project team members, with the customer, and even with some stakeholders. Each will want a slightly different outcome, and your job is to try to find a way to appease everyone.

On the surface, the simplest solution appears to be the creation of a governance committee composed of senior managers from the company, representation from the customer's company, and representatives from various stakeholder groups. It seems that



you can let governance committee members resolve all of the conflicts among themselves and present a unified direction for the project. Gaining support from a higher power certainly seems like the right thing to do. Unfortunately, there is still the possibility that the committee cannot come to an agreement, and even if the members appear to be in agreement, certain members may still try to play politics behind the scenes. The existence of the governance committee does not eliminate the existence of project politics. People who serve on a governance committee often play the political game in order to enhance their power base.

Most companies have limited funds available for projects. The result is an executive-level competition for project funding that may serve the best interest of one functional area but not necessarily the best interest of the entire company. Executives may play political games to get their projects approved ahead of everyone else, viewing this as an increase to their power base. But the governance committee may include executives from those functional areas that lost out in the battle for project funding, and these executives may try to exert negative political influence on the project, even going so far as to hope that the project will fail. In these cases, the result is a project manager who is assigned to such projects and brought on board after the project is approved never fully understanding the politics that were played during project approval and initiation.

## Friends and Foes

It is often difficult to identify quickly which people are friends and which are foes. Not all people who have political agendas are enemies. Some people may be playing the political game for your best interest. It is therefore beneficial to identify, if possible, whether people are friends or foes based on their personal agendas. Doing this means that you must communicate with them, perhaps more informally than formally, to understand their agendas. Reading body language is often a good way to make a first guess if someone is a friend or foe.

One possible way to classify people might be:

- *True supporters.* These are people who openly demonstrate their willingness to support you and your position on the project.
- *Fence-sitters.* These are people whom you believe will support you down the road as long as you prove to them that you are deserving of their trust and support. You may need to spend extra time with them to show them your position and to gain their support.
- *True unknowns.* Unlike fence-sitters, who may be won over to your way of thinking, these are people who may have hidden agendas that are not in your best interest, but they are relatively quiet and may have not yet expressed their concerns. These people could pose a serious threat if they are adamantly opposed to the direction in which the project is proceeding.
- *True enemies.* These are people who have made it quite clear that they are unlikely to support your views. You understand their position and probably are quite sure how they will respond to you and the direction the project is taking.

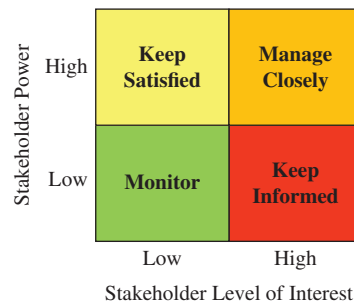


Figure 2–4. Stakeholder mapping.

### Attack or Retreat

When people play political games on projects, we seem to take for granted two facts. First, these people are most likely experienced in playing such games, and, second, they expect to win. Based on whom the conflict is with, you must decide whether to aggressively attack them or retreat. Simply taking no action is a form of withdrawal, and you are sure to lose the battle.

The first rule in battle is to gather as much intelligence as you can about your enemy. As an example, as part of stakeholder relations management, we can map project stakeholders according to Figure 2–4. Stakeholder mapping is most frequently displayed on a grid comparing each stakeholder’s power and level of interest in the project.

- *Manage closely.* These are high-power, interested people who can make or break your project. You must put forth the greatest effort to satisfy them. Be aware that there are factors that can cause them to change quadrants rapidly.
- *Keep satisfied.* These are high-power, less interested people who can also make or break your project. You must put forth some effort to satisfy them but not with excessive detail that can lead to boredom and total disinterest. They may not get involved until the end of the project approaches.
- *Keep informed.* These are people with limited power but keen interest in the project. They can function as an early warning system of approaching problems and may be technically astute to assist with some technical issues. These are the stakeholders who often provide hidden opportunities.
- *Monitor only.* These are people with limited power and who may not be interested in the project unless a disaster occurs. Provide them with some information but not with so much detail that they will become disinterested or bored.

When you go on offense and attack the people playing politics, you must have not only ammunition but also backup support if necessary. You must be prepared to show how the political decision might affect the constraints on the project as well as the accompanying baselines. Based on the power and influence level of your opponent, according to Figure 2–3, you may need other stakeholders to help you plead your case. It is highly beneficial to have supporters at the same level of position power or higher than the people playing the political game.

Not all political battles need to be won. People who play politics and possess a great deal of power may also have the authority to cancel the project. In such cases, retreating may be the only viable option. If you truly alienate the people playing power games, the situation can deteriorate even further. There is always the chance that you may have to work with the same people in the future. In any case, the best approach is to try to understand the people playing politics, the reason why they are playing politics, and how much power and influence they have over the final decision.

### **The Need for Effective Communication**

While it is not always possible to tell when someone is playing or intends to play the political game on your project, there are some telltale signs that this may be happening. Some of the signs include:

- People do not care about your feelings.
- People avoid discussing critical issues.
- People never ask you about your feelings on the matter.
- People procrastinate about making decisions.
- People have excuses for not completing action items.
- People discuss only those items that may benefit them personally.

Although project managers may not have any control over these telltale signs, ineffective communication can make the situation worse. To minimize the political impact on a project, the project manager should consider using the following practices:

- Listen carefully before speaking and do not jump to conclusions.
- Make sure you understand what others are saying and try to see the issue from their point of view.
- Follow up all informal communications with a memo outlining what was discussed and to make sure that there were no misunderstandings.
- Before stating your point of view, make sure that you have gathered all of the necessary supporting information.
- Make sure that you have a clear understanding of how culture affects the way that people are communicating with you.
- If you must provide criticism, make sure that it is constructive rather than personal criticism.
- When resolving political issues, there will be winners and losers. It is not a matter of just picking a winner. You must also explain to everyone why you selected this approach and why the other approaches were not considered. This must be done tactfully.
- If the situation cannot be managed effectively, do not be embarrassed to ask senior management for advice and assistance.
- Ineffective communication encourages lying, which, in turn, generates additional political games to be played accompanied by a great deal of mistrust.

Project managers must be careful when discussing politics with team members, client, and stakeholders. The information could be misunderstood or filtered, especially if people hear what they want to hear. The result could be additional unexpected politics, and friends could easily turn into foes.

**Power and Influence**

Effective communication skills alone cannot resolve all political situations. To understand why, we must look at how project management generally works. If all projects stayed within the traditional hierarchy, someone would have the ultimate authority to resolve political issues. But since most projects are managed outside the traditional hierarchy, the burden for the resolution of conflicts and political issues usually falls upon the shoulders of the project manager even if a governance committee is in place. The governance committee may very well be the cause of the conflict.

On the surface, it seems like the simplest solution would be to give the project manager sufficient authority to resolve political issues. But projects are usually executed outside of the traditional hierarchy, thus limiting the authority that the project manager will possess. This lack of formal authority makes the project manager's job difficult. While project charters do give project managers some degree of authority for a given project, most project managers still have limitations because they:

- Must negotiate with functional managers for qualified resources.
- May not be able to remove employees from a project without the functional manager's concurrence.
- Generally have no direct responsibility for wage and salary administration.
- May possess virtually no reward or punishment power.
- May not be able to force the employees to work on their projects in a timely manner, if employees are assigned to multiple projects.

With a lack of position power that comes from the traditional hierarchy, and without the ability to reward or punish, project managers must rely on other forms of power and the ability to influence people. Behavioral skills such as effective communication, motivation techniques, conflict management, bargaining, and negotiating are essential to resolve political disputes. Unfortunately, most project managers lack political savvy and have poor conflict resolution skills.

**Managing Project Politics**

While project politics are inevitable, there are actions project managers can take to minimize or control political issues. Some of these actions include:

- Gather as much information as possible about the political situation.
- Make sure that everyone fully understands the impact of the political situation on the project's baselines.
- Try to see the picture through the eyes of the person playing politics.
- Try to form a coalition with the people playing politics.
- See if the sponsor or the governance committee can insulate you from the political games.
- Have a structured decision-making process as part of your project management methodology to reduce some of the political games.
- Try to determine people's political position by reading their body language.
- If the political situation cannot be resolved quickly, demonstrate a willingness to compromise as long as the integrity of the project is not sacrificed.

Power breeds politics, and politics in turn breeds power. Expecting to manage a project without any political interference is wishful thinking rather than reality. We cannot predict customer and stakeholder behavior. Sometimes the political situation occurs without any early warning signs.

No one can agree on a definition of organizational or project politics. Politics can appear in many shapes, forms, and sizes. Therefore, project managers must develop superior behavioral skills to deal with political situations. The danger in not being able to manage political situations correctly is project redirection or misdirection.

## 2.14 MIGRAINES CAUSED BY THE SEVEN DEADLY SINS ---

For more than 40 years, the project management landscape has seen textbooks, journal articles, and papers discussing the causes of project failures. Unfortunately, many of the failure analyses seem to look at failure superficially rather than in depth. When trying to discover the root cause of a failure, we usually look first to the contractor's company for someone to blame rather than to our own company. If that doesn't work, then we begin climbing the organizational hierarchy in our own company by focusing on the project team, followed by the project manager. Once we find someone to blame, the search ends, and we feel comfortable that we have discovered the cause of the failure.

It is human nature to begin finger-pointing at the bottom of the organizational hierarchy, rather than at the top. Yet, more often than not, the real cause of failure is the result of actions (or inactions) and decisions made at the top of the organizational chart rather than at the bottom. It is also human nature to make decisions based on how we are affected by the Seven Deadly Sins, namely: envy, anger, pride, greed, sloth, lust, and gluttony. Decisions based on the Seven Deadly Sins, whether they are made at the top or bottom of the organization, can have dire consequences for projects. Sometimes the sins are hidden and not easily recognized by us or others. We simply do not see or feel that we are committing a sin.

The Seven Deadly Sins affect all of us sooner or later, even though we refuse to admit it. Some of us may be affected by just one or two of the sins, whereas others may succumb to all seven. What is unfortunate is that the greatest damage can occur on projects when the sins influence the way those at senior levels of management interface with projects, whether as a project sponsor or as a member of a governance group. Bad decisions at the top, especially if based on emotions rather than practicality, can place the project on a destructive path even before the day the project is kicked off.

### **The Seven Deadly Sins**

The term "Seven Deadly Sins," also referred to as the "capital vices" or "cardinal sins," is a classification of objectionable vices. They were originally part of Christian ethics and have been used since

---

Portions of the section "The Seven Deadly Sins" are adapted from Wikipedia contributors, "Seven Deadly Sins," *Wikipedia, The Free Encyclopedia*, [https://en.wikipedia.org/w/index.php?title=Seven\\_deadly\\_sins&oldid=802218381](https://en.wikipedia.org/w/index.php?title=Seven_deadly_sins&oldid=802218381) (accessed August 2017).

TABLE 2-1. THE SEVEN DEADLY SINS

Sin	Traits	Animal	Color	Punishment in Hell
Envy	The desire to possess what others have	Snake	Green	Placed in freezing water
Anger/Wrath	A strong feeling of displeasure	Lion	Red	Dismembered alive
Pride	The need for inward emotional satisfaction	Peacock	Violet	Broken on the wheel
Greed	The desire for material wealth or gain	Toad	Yellow	Put in cauldrons of boiling oil
Sloth	The avoidance of work	Snail	Light blue	Thrown into a snake pit
Lust	A craving, but not necessarily sexual	Goat	Blue	Smothered in fire and brimstone
Gluttony	The desire to consume more than needed	Pig	Orange	Forced to eat rats, toads, and snakes

early Christian times to educate and instruct Christians concerning fallen humanity's tendency to sin. Part or all of the sins have been discussed over the past four centuries from different perspectives in the religious writings of Christianity, Hinduism, Islam, Buddhism, and Judaism. Over the years, the sins have been modified and discussed by the clergy, philosophers, psychologists, authors, poets, and educators.

A brief description of each of the Seven Deadly Sins appears in Table 2-1. Each of the sins can be related to an animal, a specific color, and even a punishment in hell for committing the sin.

In a project environment, any or all of these sins can cause rational people to make irrational decisions, and this can occur at any level within the organizational hierarchy. At some levels, the existence of the sins may have a greater impact on project performance than at other levels. If a sin is apparent in the beginning of a project, then poor decisions in the initiation phase can have detrimental consequences in all of the downstream phases.

## Envy

Envy is the art of counting the other fellow's blessing instead of your own.

—Harold Coffin

Envy is ignorance. Imitation is suicide.

—Ralph Waldo Emerson

When men are full of envy, they disparage everything, whether it be good or bad.

—Publius Cornelius Tacitus

Envy is the desire to have what others have. Resentful emotions occur when one lacks another's superior qualities, such as status, wealth, good fortune, possessions, traits, abilities, or position. Envy may encourage someone to inflict misfortune on another person and try to undo someone else's advantage or deprive the other of obtaining the advantage. Envy can also affect the relationship between people, as when people ignore a person of whom they are envious. Envy is often synonymous with jealousy, bitterness, greed, spite, and resentment.

Envy can be malicious or benign. Malicious envy has all of the characteristics just mentioned. Benign envy can be a positive motivational force if it encourages people to act in a more favorable manner such that the desires are attainable. Benign envy usually exists at the bottom of the organizational hierarchy, whereas malicious envy appears most frequently at the top.

Four situations illustrate how envy can lead to project disasters:

**Situation 1: Reorganizational Failure.** A company had four divisions, each headed by a senior vice president. In the past, most projects had stayed entirely within one division. Each division had its own project management methodology, and the number of project successes significantly outnumbered the failures. As the marketplace began to change, the company began working on projects that required that more than one division work together on the same project. Using multiple methodologies on the same project proved to be an impossible task.

The president decreed that there must be one and only one methodology and that all of the divisions must use the same methodology for managing projects. The company created a PMO, and the president assigned one of the vice presidents with control over the PMO. Employees from each of the other three divisions were then assigned on a dotted-line relationship to the PMO for the development of the singular methodology.

The people in the PMO seemed to work well together, but the four vice presidents demanded that they have final signature authority over the adoption of the singular methodology. Each vice president believed that the project management approach used in their division should be the driving force for the creation of a singular methodology. Regardless of what design the PMO came up with, each vice president demonstrated envy and resentment, finding fault with the others' ideas, playing out the not-invented-here syndrome. While this was happening, the number of project failures began to increase, because of the lack of structure for project execution.

It also became obvious to each of the four vice presidents that whichever one had control of the PMO would become more powerful than the other three vice presidents because of the control over all of the project management intellectual property. Information is power, and envy for control of the information had taken its toll on the ability to manage and control projects effectively. Eventually, the president stepped in and allowed each vice president to have a PMO. However, the PMOs had to be networked together. This helped a little, but even after they agreed on a common methodology, each PMO tried to seduce the other PMOs into their way of thinking. As expected, continuous changes were being introduced to the methodology, with the projects still suffering from a lack of direction. Envy prevented decisions from being made that would have been in the best interest of the entire company.

**Situation 2: Reward Failure.** Believing that an effective reward/bonus system would motivate project teams, senior management announced that bonuses would be given to each project team based on the profitability of their projects. The company survived on competitive bidding to win contracts, and most of the projects were in the millions of

dollars. Project managers quickly learned that large bonuses could be awarded if the project's cost estimates were grossly inflated during the bidding process so the contracts could be won. This way, the actual profits on some contracts could exceed the targeted profits.

Although the company lost a few contracts it expected to win because of the inflated costs, some bonuses given to project managers at the end of the contracts were similar in size to the bonuses given to some executives. Many executives were now envious of the people below them who were receiving such large bonuses. Due to envy, the executives then changed the bonus policy, whereby part of the bonus fund would be distributed among the executives, even though the executives were not functioning as project sponsors. The bonuses given to the workers and the project managers were then reduced significantly. Some workers then sabotaged some projects rather than see the executives receive bonuses that were awarded at the expense of the workers.

**Situation 3: Failure Due to Inflicting Misfortune.** Paul was the director of operations for a medium-size company. He was in the process of establishing a PMO that would report directly to the chief executive officer. Paul desperately wanted the new position of director of the PMO, believing it would be a stepping-stone to becoming a vice president. His major competitor for the position of director of the PMO was Brenda, a 20-year company veteran who was considered the company's best project manager. Because of Brenda's decision-making skills, she was almost always empowered with complete decision-making authority on her projects.

When Brenda was assigned to her latest project, Paul requested and was granted the position of project sponsor for her project. Paul was envious of Brenda's abilities and good fortune and believed that, if he could somehow sabotage Brenda's project without hurting himself in the process, he could easily be assigned director of the PMO. Paul placed limits on Brenda's authority and demanded that, as the sponsor, he approve any and all critical decisions. Paul continuously forced Brenda to select nonoptimal alternatives when some decisions had to be made. Brenda's project was nearly a disaster, and Paul was later assigned as director of the PMO.

Envy can force us to inflict pain on others to get what we desire. Paul received his promotion, but the workers and Brenda knew what he had done. Paul's working relationship with the functional subject matter experts deteriorated.

**Situation 4: The Relationship Failure.** Jerry and two of his friends lived near each other and joined the company at exactly the same time. Jerry worked in project management, and the other two worked in engineering. They formed a carpool and traveled to and from work together every day. They also socialized when not at work.

Two years after joining the company, Jerry had received his second promotion, whereas the other two workers had not received any promotions. The other two workers were envious of Jerry's success to the point where they stopped socializing and carpooling with him. The jealousy became so strong that the two workers even refused to work on Jerry's projects. The workers never visibly displayed their jealousy of Jerry, but their actions spoke louder than words and made it clear how they really felt.



## Anger (or Wrath)

For every minute you are angry, you lose sixty seconds of happiness.

—Ralph Waldo Emerson

Speak when you are angry—and you'll make the best speech you'll ever regret.

—Dr. Lawrence J. Peters

Anger is never without reason, but seldom a good one.

—Benjamin Franklin

Anger is one letter short of danger.

—Anonymous

Anger, if not restrained, is frequently more hurtful to us than the injury that provokes it.

—Seneca

Anger or wrath is a strong feeling of displeasure. Sometimes we become angry because the actions of others on the project have offended us. Other times we use anger unnecessarily, as a means to stop a behavior that threatens the project, such as continuous schedule slippages or cost overruns. Anger is often synonymous with ire, annoyance, irritation, rage, and resentment.

When we get angry, we often lose our objectivity. The anger we feel and demonstrate can appear suddenly, or it can be deliberate. There are ranges of anger. On the soft end of the spectrum, anger can be just a mild irritation, whereas on the hard end, anger can result in fury and rage. Not all anger is readily visible. For example, passive anger can be seen as a phony smile, giving someone the cold shoulder, overreacting to something, or constantly checking things. Aggressive anger can appear as bullying, expressing mistrust, talking too fast, or destructiveness.

Here are some examples of how anger can affect projects.

**Situation 5: Failure Due to Unjust Anger.** While selecting the portfolio of 20 projects for the upcoming year, senior management established the budgets and schedules without any supporting data on what might or might not be realistic. To make matters worse, the executive sponsors on each project emphatically stated that they would not tolerate schedule slippages or cost overruns. The project teams developed the detailed project plan and, on eight of the 20 projects, the teams determined that the budgets and schedules provided by senior management were unrealistic. Rather than inform senior management immediately that their budget and schedule perceptions might be wrong, the teams began executing the projects and hoping for a miracle. The teams felt that this was a better approach than incurring the wrath of senior management when they were apprised of the situation.

The eight teams were unsuccessful in their quest for a miracle. After a few months, senior management performed a health check on one of the eight projects and discovered the truth: The project was in bad shape. A health check was then performed on all 20 projects, and it became apparent that eight of the projects were in trouble both financially and technically. Senior management became enraged that they had not been

informed of this previously, canceled the eight troubled projects, and fired all eight project managers in one day.

Part of the blame certainly falls on the shoulders of the project teams for not informing senior management early on. However, a lot of the blame must rest with senior management, especially when they have a history of demonstrating irate behavior that may have been unjustified. When project teams believe that they will encounter anger rather than support for problems from the top of the organizational hierarchy, project management may not succeed, and projects will fail. Bad news is often filtered to prevent the occurrence of anger.

**Situation 6: Failure Due to a Hidden Agenda.** The chief information officer (CIO) became the project sponsor for a \$25 million information technology (IT) project scheduled to last about one year. The CIO established October 1 as the “go live” date for the project. During a July review of the status of the project, the CIO was informed by the project manager that the go-live date was unrealistic. The CIO became furious and asked, “How much of the software would be operational by October 1?” The project manager responded, “Perhaps 10 percent.”

The CIO stormed out of the meeting after demonstrating anger, calling the project team “incompetent fools.” The CIO then authorized significant overtime and awarded the prime contractor almost \$5 million in additional costs if they could get at least 50 percent of the software operational by October 1 and 70 percent or more by November 1. The CIO knew that his year-end corporate bonus was partly aligned with implementation of this project, and with 70 percent of the software operational, his bonus would be significant. When the project was finally completed in February, the executive committee viewed the project as a partial failure because of the \$5 million cost overrun, and the project manager was reprimanded. However, the CIO received his bonus.

**Situation 7: Failure Due to Information Filtering.** Senior management in a government agency established a culture that bad news would be filtered as the news proceeded up the organizational hierarchy. Allowing bad news to reach the top would be an invitation for fury and rage coming from the top back down to the projects. Therefore, by the time that the information reached the top, much of the bad news had disappeared, and the risks associated with the project were buried. The result on one project was just as the technical risk experts predicted: Seven astronauts were killed when the space shuttle *Challenger* exploded during liftoff.<sup>1</sup> There were other factors, as well, that led to this disaster. During a congressional committee meeting reviewing the cause of the fatality, one subject matter expert was asked by the committee, “Why didn’t you explain to senior management what the risks were?” The subject matter expert asserted, “I didn’t report administratively to senior management. My responsibility was to report this to my boss and he, in turn, should have reported it higher up.”

**Situation 8: Failure Due to a Collective Belief.** A collective belief is a fervent, and often blind, desire to achieve—regardless of the cost and consequences. When a collective belief exists, especially at the senior levels of management, rational organizations

---

1. For additional information on this case study, see “Case Study: The Space Shuttle *Challenger* Disaster” in Harold Kerzner, *Project Management Case Studies* (5th ed.) (Hoboken, NJ: Wiley, 2017), pp. 357–404.

begin making irrational decisions, and any deviation from the collective belief is met with anger. People who question the collective belief or challenge progress are removed from the project or severely reprimanded. In order to work on these projects, people must suppress their anger and go with the flow, regardless of the outcome. These projects can be technical successes but financial failures, never totally fulfilling the corporate business strategy.

A good example of this is the Iridium Project, an 11-year project that missed the service launch date by one month.<sup>2</sup> The service was a network of 66 satellites circling the earth, allowing people to talk to anyone anywhere. The project management activities performed by Motorola and Iridium LLP were outstanding, especially when we consider that the project resulted in more than 1,000 patents and 25 million lines of software code. Technically, the project was a success, but financially it was a disaster, invoking anger when it became apparent that the company could not get the number of subscribers they needed to break even. Throughout the project, the threat of severe anger from above, as well as the existence of the collective belief that management is always right made it almost impossible for people to challenge the projections on the number of subscribers.

Anger need not be demonstrated to inflict pain on a project. Just the implied threat or fear of anger can limit a team's performance significantly.

### **Pride**

A proud man is always looking down on things and people; and, of course, as long as you are looking down, you can't see anything above you.

—C. S. Lewis

The blind cannot see—the proud will not.

—Russian proverb

Vanity and pride are different things, though the words are often used synonymously. A person may be proud without being vain. Pride relates more to our opinion of ourselves; vanity, to what we would have others think of us.

—Jane Austen

We are rarely proud when we are alone.

—Voltaire

Pride is an inward emotion that leads to personal satisfaction or meeting personal goals. Pride can be a virtue or simply love of oneself or an inflated sense of one's accomplishments, which leads to exhilarating emotions. Pride can have both negative and positive connotations. In a negative sense, pride can cause us to grossly inflate what we have accomplished. In a positive sense, it can be an attachment to the actions of others or a fulfilled feeling of belonging, such as national or ethnic pride or being a member of the team on an important project.

---

2. For additional information, see "Case Study: The Rise, Fall and Resurrection of Iridium; A Project Management Perspective," in Kerzner, *Project Management Case Studies*, pp. 255–286.

Pride is often seen as a virtue. Overinflated pride can result in a disagreement with the truth, which sometimes comes with self-gratification. The antonyms of pride are “humility” and “guilt.”

Here are some examples of how pride can affect a project.

**Situation 9: Failure Due to Too Much Expertise.** Peter was one of the most experienced engineers in the company. His technical expertise was second to none. Peter was asked to solve a problem on a project. Even though there were several possible options, he chose the option that was the most costly and resulted in the addition of unnecessary features, which we refer to as bells and whistles. Peter asserted that his solution was the only practical one, and the project manager reluctantly agreed. Peter saw this project as a way of increasing his reputation in the company regardless of the impact on the project. The bells and whistles increased the final cost of the deliverable significantly. They also inflated Peter’s self-esteem.

**Situation 10: Failure Due to the Wrong Sponsor.** Nancy was the director of marketing. Her superior, the vice president for marketing, had requested the development of a rather sophisticated IT project for the Marketing Division. It was customary for the IT department to act as the project sponsor on all IT projects once the business case for the project was approved. Nancy knew that this project would get the attention of the senior-most levels of management. She had never served in the capacity of a project sponsor but believed that, if she could be the sponsor for this project, her identification with this project could result in a promotion.

Nancy’s campaign to become the sponsor was a success. Unfortunately, numerous IT issues had to be resolved at the sponsor level and, because of Nancy’s lack of expertise in IT, she made several wrong decisions. The project ended up being late and over budget because many of Nancy’s decisions had to be changed later in the project. Nancy’s quest for pride ended up having detrimental results.

### **Greed (Avarice)**

Ambition is but avarice on stilts, and masked.

—Walter Savage Landor

Avarice has ruined more souls than extravagance.

—Charles Caleb Colton

Avarice is the vice of declining years.

—George Bancroft

Avarice is generally the last passion of those lives of which the first part has been squandered in pleasure, and the second devoted to ambition.

—Samuel Johnson

Poverty wants much, but avarice, everything.

—Publilius Syrus

Poverty wants some things, luxury many things, avarice all things.

—Benjamin Franklin

Love is always a stranger in the house of avarice.

—Andreas Capellanus

To hazard much to get much has more avarice than wisdom.

—William Penn

Greed is a strong desire for wealth, goods, and objects of value for oneself. Greed goes beyond the basic levels of comfort and survival, asking for more than we actually need or deserve. Greed can also appear as the desire for power, information, or control of resources. Synonyms for greed are “avarice” and “covetousness.”

The following are several examples of how greed can affect projects.

**Situation 11: The Failure of Too Many Resources.** Karl was placed in charge of a two-year project that required 118 people, many of whom were needed on just a part-time basis. Karl convinced senior management that this project required a co-located team, with everyone assigned full time, and that the team should be housed in a building away from the employees’ functional managers. Senior management knew this was a bad idea but reluctantly agreed to it, knowing full well that the project was now overstaffed and overmanaged.

At the end of the first year, it became obvious that none of the employees on Karl’s project had received promotions or salary merit increases. The functional managers were rewarding only those employees who sat near them and made them look good on a daily basis. The employees on Karl’s project now felt that assignment to this project was a nonpromotable assignment. Several employees tried to sabotage the project just to get off it. Later, Karl discovered that several of the other project managers now had a strong dislike for him because his greed for resources had affected their projects.

**Situation 12: The Failure of Power.** Carol was a department manager. She was proud of the fact that she finally had become a department manager. Word had spread throughout the company that senior management was considering downsizing the company. Carol was afraid that her department might be eliminated and that she would lose her position as a department manager.

To protect her power position, Carol began giving conflicting instructions to the people in her department. The workers kept coming back to her for clarification of the conflicting instructions. Carol then told her superiors that the people in her department needed daily supervision or else the department’s performance would suffer. While this technique seemed to prevent the downsizing of Carol’s department, it did have a detrimental effect on the work the employees were doing on the projects. Carol’s greed for power and resources proved detrimental to the company but beneficial to her own personal needs.

**Situation 13: The Failure of Greed for the Bonus.** The vice president for engineering was assigned as the project sponsor for a multimillion-dollar Department of Defense contract, and Ben was the project manager. A large portion of the vice president’s bonus was based on the profitability of the projects directly under his control and of which he was the sponsor. This large project, headed by Ben, was scheduled to be completed in November; the follow-on contract, which was also quite large, was scheduled to begin in February.

The vice president and Ben agreed that a large management reserve should be established to support the project team between contracts. If the team was to be disbanded in November, there would be no guarantee that the same people would be available for the follow-on contract that would begin in February. When the project came to fruition in October, the remaining management reserve was large enough to support the resources with critical skills between October and February. These people would be working on some activities that would be needed for the follow-on contract, such as preliminary planning activities and procurement planning.

When the contract finally ended in October, the vice president told the financial people to book the management reserve as additional profit on the project. This increased the vice president's bonus significantly. However, without the management reserve, the critically skilled resources were reassigned back to their functional departments, and many were not available to work on the follow-on contract. The follow-on contract suffered from cost overruns and schedule slippages, because it had different resources and a new learning curve. The damage from the vice president's greed was now apparent.

## Sloth

Nothing irritates me more than chronic laziness in others. Mind you, it's only mental sloth I object to. Physical sloth can be heavenly.

—Elizabeth Huxley

We excuse our sloth under the pretext of difficulty.

—Marcus Fabius Quintilian

Diligence overcomes difficulties, sloth makes them.

—Benjamin Franklin

Sloth and silence are a fool's virtues.

—Benjamin Franklin

All things are easy to industry; all things are difficult to sloth.

—Benjamin Franklin

Sloth is the act of being physically, mentally, and/or emotionally inactive and often is characterized as laziness. Sloth can result in extreme waste in the effective use of people, things, skills, information, and even time. Sloth often forces us to overestimate the difficulty of the job.

The following are examples of how sloth can affect projects.

**Situation 14: The Failure of Laziness.** Becky was placed in charge of a one-year project that was relatively easy to accomplish and low risk. When negotiating with the functional managers for project staff, Becky overestimated the complexity and risk of the project so that she could request more experienced people. That would certainly make Becky's job easier. The functional managers were not sure if Becky's estimates of risk and complexity were valid, but they decided that it would be better to grant her request than to provide mediocre resources and find out later that she was correct.

There wasn't much for Becky to do on the project because the subject matter experts did it all. Eventually, the experienced people on Becky's project reported back to their respective functional managers that lower pay grade resources should have been assigned. While Becky's project was considered as a success and there wasn't much for her to do, the other projects that really could have used the more experienced resources suffered. Sloth usually benefits a single individual and at the expense of the greater good.

**Situation 15: Failure Due to the Union Standard.** A company had a powerful union that discouraged new employees who were eager to show what they could do by producing more units than the standard agreed to by the union. New workers were told to slow down and enjoy life.

The company soon became uncompetitive in the marketplace, and its business base began to deteriorate. Senior management then told the union that either the standards must be updated or people might lose their jobs. The union maintained its complacency and refused to budge on the standards. When management threatened to outsource much of the work and lay people off, the union workers went on strike.

Management personnel and nonunion workers began doing the work that was previously done by the union workers. They turned out 70 percent of the work using 10 percent as many nonunionized employees. Human resources personnel were running drill presses and lathes, and salespeople worked on the assembly line. Management now had a clear picture of what the sin of sloth had been doing to the company for years and had no intention of negotiating an end to the strike. Eventually the union conceded and returned to work. However, more than 160 of the union workers were laid off after the new standards were adopted. The company was now competitive again.

## Lust

Lust is to other passions what the nervous fluid is to life; it supports them all, ambition, cruelty, avarice, revenge are all founded on lust.

—Marquis de Sade

Of all the worldly possessions, lust is the most intense. All other worldly passions seem to follow its train.

—Buddha

Society drives people crazy with lust and calls it advertising.

—John Lahr

Their insatiable lust for power is only equaled by their incurable impotence in exercising it.

—Winston Churchill

Hell has three gates: lust, anger, and greed.

—Bhagavad Gita

It is not power itself, but the legitimization of the lust for power, which corrupts absolutely.

—Richard Howard Stafford Crossman

The lust of avarice is so totally seized upon mankind that their wealth seems to rather possess them than they possess their wealth.

—Pliny the Elder

Lust is the emotion or feeling of intense desire in the body. Although lust is usually described in a sexual content, it can also appear as a strong desire for power, knowledge, or control. It can lead to great eagerness or enthusiasm, which may be good, especially if it fulfills the need to gratify the senses.

Two examples of how lust can affect projects are given here.

**Situation 16: Failure Due to the Lust for Power.** Ralph was elated to be assigned as the project manager for a new project that was won through competitive bidding. The chance for significant follow-on work from this client was highly likely. This would be Ralph's chance to become more powerful than the other project managers and possibly be promoted and be given a corner office. Corner offices with large windows were signs of power and prestige. For this to happen, Ralph had to slowly build his project into an empire of resources, regardless of the consequences.

By the end of the initial contract, Ralph had more resources assigned full time than planned for during project initiation. The project was significantly overstaffed, and this had an adverse effect on profits. But Ralph explained to his superiors that this would lead to increased profits in the future.

When the follow-on contract appeared, Ralph argued that he needed even more resources and that a projectized organizational structure was needed with Ralph as its head. The company agreed. The projectized structure allowed Ralph to have all remaining part-time workers assigned to his project full time. Partway through the project, the company was notified that there would be additional follow-on contracts, but these would all be awarded through competitive bidding. Ralph's power was now at an all-time high.

Unfortunately, because of the need to support his empire, all of the profits from the follow-on contract that Ralph was finishing up were going to worker salaries. Once again, Ralph argued that significant profits would be forthcoming. During competitive bidding for new follow-on work, Ralph's superiors significantly increased the price of the bid. Unfortunately, the company was now uncompetitive. Ralph and part of the empire he had built up were laid off. The lust for power resulted in that power, which had taken two years to develop, vanishing in one day.

**Situation 17: Revisiting the Failure Due to the Lust for Power.** This project would be Kathy's first chance to function as a project sponsor. Kathy believed that her lust for power would thrive if she micromanaged the project team and demanded to make any and all decisions. Senior management would certainly notice this. At least that's what she thought.

Kathy was correct in that senior management saw that she was making all of the decisions. Unfortunately, the subject matter experts assigned to the project, as well as the project manager, knew that Kathy had very limited knowledge regarding some of the technical decisions that needed to be made. They were also quite unhappy with being micromanaged. Many of Kathy's decisions were wrong, and team members knew it, but they went along with the bad decisions without questioning them. Management also saw the bad decisions that Kathy had made, and eventually she was removed as the project's sponsor.



## Gluttony

Glutton: one who digs his grave with his teeth.

—French proverb

Gluttony is the source of all our infirmities, and the fountain of all our diseases. As a lamp is choked by a superabundance of oil, a fire extinguished by excess of fuel, so is the natural health of the body destroyed by intemperate diet.

—Robert Burton

The miser and the glutton are two facetious buzzards; one hides his store and the other stores his hide.

—Josh Billings

Gluttony is an emotional escape, a sign something is eating us.

—Peter De Vries

Gluttony kills more than the sword.

—George Herbert

Gluttony is usually defined in terms of food with terms, such as “gulp down” or “swallow.” We see it as an overconsumption of food. In a business environment, gluttony is the desire to consume more than what is required. It is extravagance or waste.

The example that follows shows how gluttony can lead to both success and failure.

**Situation 18: The Success of Gluttony of Resources.** Jerry was one of the directors of manufacturing reporting to the vice president for manufacturing. As technology began to change, manufacturing personnel recognized the need to create several new departments to take advantage of new technologies. Jerry had a thirst for resources. He convinced the vice president for manufacturing that these new departments belonged under his control. Within the next two years, all new departments were under Jerry’s supervision. Jerry now controlled more than 75 percent of the resources in the Manufacturing Division.

When the vice president for manufacturing retired, Jerry was promoted to vice president. Jerry’s first action was to break up the empire he created so that no one could ever become as powerful as he had been. In Jerry’s eyes, he now had control over all resources, regardless where they resided in the Manufacturing Division.

We have painted a bleak picture here of how the Seven Deadly Sins can have a negative impact on projects. From a project perspective, some of the sins are closely related and cannot be separated and discussed as easily as psychologists and philosophers would have us believe. This can be seen from some of the situations presented previously, for example, where the desire for control of vast resources could be considered as some form of lust, gluttony, or avarice.

It is true that, in some situations, the sins can produce positive results. They can force us to become more aggressive, take risks, accept new challenges, and add value to the company. Our fascination with pride and lust can help us turn around a distressed project and make it into a success so that we can get corporate-wide recognition. The greed for wanting a large bonus can likewise encourage us to make our project successful. The downside risk of the vices is that they most certainly can have a negative

effect on our ability to establish on our interpersonal skills and our relationships with the project teams and functional departments.

So, should we train project managers and team members on how to identify and control the sins? Perhaps not as long as beneficial results are forthcoming. Once again, we all succumb to some or all of these sins, but in varying degrees.

The Roman Catholic Church recognizes seven virtues that correspond inversely to each of the Seven Deadly Sins:

Vice	Virtue
Envy	Kindness
Wrath	Patience
Pride	Humility
Greed	Charity
Sloth	Diligence
Lust	Chastity
Gluttony	Temperance

From a project management perspective, perhaps the best solution would be to teach the virtues in project management training courses. It is even possible that in future editions of the *PMBOK® Guide*, the Human Resources Management chapter may even discuss vices and virtues. Time will tell.

## 2.15 SOURCES OF SMALLER HEADACHES

---

Not all project management headaches lead to migraines. The following list identifies some of the smaller headaches that occurred in various companies but do not necessarily lead to major migraines:

- *Maintaining original constraints.* As the project team began working on a project, work began to expand. Some people believed that within every project there was a larger project just waiting to be recognized. Having multiple project sponsors all of whom had their own agendas for the project created this problem.
- *Revisions to original mission statement.* At the gate review meetings, project redirection occurred as management rethought its original mission statement. While these types of changes were inevitable, the magnitude of redirections had a devastating effect on the EPM system, portfolio management efforts, and capacity planning.
- *Lack of metrics.* An IT organization maintained a staff of over 500 employees. At any given time, senior management was unable to establish metrics on whether the IT group was overstaffed, understaffed, or just right. Prioritization of resources was being done poorly, and resource management became reactive rather than proactive.

- *More metrics.* In another example, the IT management team, to help identify whether projects were being delivered on schedule, recently implemented an IT balanced scorecard for projects. After the first six months of metric gathering, the conclusion was that 85 percent of all projects were delivered on time. From executive management's perspective, this appeared to be misleading, but there was no way to accurately determine whether this number was accurate. For example, one executive personally knew that none of his top five projects and all 10 of an IT manager's projects were behind schedule. Executive management believed the true challenge would be determining appropriate metrics for measuring a project's schedule, quality, and budget data.
- *Portfolio management of projects.* When a PMO was reviewing project portfolios or individual projects, all of the plans were at different levels of detail and accuracy. For example, some plans included only milestones with key dates, while other plans had too much detail. The key issue became "What is the correct balance of information that should be included in a plan, and how can all plans provide a consistent level of accuracy across all projects?" Even the term "accuracy" was not consistent across the organization.
- *Prioritization of projects and resources.* In one company, there were no mechanisms in place to prioritize projects throughout the organization, and this further complicated resource assignment issues in the organization. For example, the CIO had his top five projects, one executive had his top 10 projects, and an IT manager had his top 10 projects. Besides having to share project managers and project resources across all of these projects, there was no objective way to determine that the CIO's #3 project was more/less important than an executive's #6 project or an IT manager's #1 project. Therefore, when competing interests developed, subjective decisions were made, and it was challenging to determine whether the right decision had been made.
- *Shared accountability for success and failure.* The organization's projects traditionally were characterized as single-resource, single-process, and single-platform projects. Today almost every project was cross-team, cross-platform, and cross-process. This new model not only increased the complexity and risk for many projects but also required increased accountability by the project team for the success/failure of the project. Unfortunately, the organization's culture and people still embraced the old model. For example, if one team was successful on its part of a project and another was not, the attitude would be "I am glad I was not the one who caused the project to fail" and "Even though the project failed, I succeeded because I did my part." While there was some merit to this, overall, the culture needed to be changed to support an environment where "If the project succeeds, we all succeed" and vice versa.
- *Measuring project results.* Many of the projects that were completed were approved based on process improvements and enhanced efficiency. However, after a process improvement project was completed, no programs were in place to determine whether the improvements were achieved. In fact, because the company was experiencing double-digit growth annually, the executive team questioned whether approved process improvements were truly scalable in the long term.

- *Integrating multiple methodologies.* Application development teams had adopted the software development methodology and agile methodology for software development. Both of these methodologies had excellent approaches for delivering software components that met quality, budget, and schedule objectives. The challenge the organization faced was whether components from both methodologies could be adapted to projects that were not software development related and, if so, how this could be accomplished. This debate had elevated to upper management for resolution, and upper management had been reluctant to make a decision one way or the other. This difference in views on how projects should be managed, regardless of whether the project was software development related or not, led to several different groups lobbying for others to join their efforts to support software development methodology and agile for all projects. Overall, the lobbying efforts were not adding value to the organization and were wasted effort by key resources.
- *Organizational communications.* Although there was a lot of communication about projects throughout the organization, many shortcomings existed with the existing process. For example, one executive stated that when he had his monthly status meeting with his direct reports, he was amazed when a manager was not aware of another manager's project, especially if the project was getting ready to migrate into production. The existing process led many managers to react to projects instead of proactively planning for projects. Additionally, the existing communication process did not facilitate knowledge sharing and coordination across projects or throughout the organization. Instead, the existing communication process facilitated individual silos of communication.
- *Meaning of words.* A project was initiated from the staff level. The SOW contained numerous open-ended phrases with vague language, such as "Develop a world-class control platform with exceptional ergonomics and visual appeal." The project manager and his team interpreted this SOW using their own creativity. There were mostly engineers on the team with no marketing members, and the solution ended up being technically strong but a sales/marketing disaster. Months were lost in time to market.
- *Problem with success.* A project was approved with a team charter that loosely defined the project's boundaries. During the course of the project, some early successes were realized, and word quickly spread throughout the organization. As the project moved forward, certain department managers began "sliding" issues into the project scope, using their own interpretation of the SOW, hoping to advance their own agendas with this talented group. The project eventually bogged down and the team became demoralized. Senior management disbanded the group. After this, management had real trouble getting people to participate on project teams.
- *Authority challenges.* A new cross-functional project team was assembled involving technical experts from numerous departments. The project manager was a consultant from an outside contractor. During this large project, resource conflicts with production schedules began to arise. Inevitably, the line managers began to draw resources away from the project. The consultant promptly reported pending delays due to this action, and the staff reiterated the consultant's

concerns and the need for the organization to support the project. The struggles continued through the entire length of the project, creating stressful situations for team members as they tried to balance their workloads. The project finished late with significant cost overruns and indirectly caused a great deal of animosity among many of the participants.

- *Open-ended deliverables.* A project was launched to redesign and deploy the engineering change management system. The team received strong support throughout its duration. At a project closure meeting with the executive staff, the project manager presented the team's interpretation of the deliverables. Much to his surprise, the staff determined that the deliverables were not complete. In the end, this particular team worked on "spider webs" spawning off of their original SOW for over three years (the original closing presentation took place after nine months). The team was frustrated working on a project that never seemed to have an end, and staff members grew impatient with a team they felt was milking a job. The project management process at the company came under fire, threatening future efforts and staff support.
- *Cost overruns.* Soon after a major product renovation project was commissioned, the project manager reported that the cost of completion was grossly understated. Unfortunately, the marketing department, in anticipation of a timely completion, had already gone to the marketplace with a promotion blitz, and customer expectations were high in anticipation of the product's release. Senior staff was faced with a decision to either have a runaway cost issue to complete the project on time or endure loss of face and sales in the marketplace to delay the project's completion.

Despite all of these headaches, project management does work and works well. But is project management falling short of expectations? Some people argue yes because project management is not some magic charm that can produce deliverables under all circumstances. Others argue that project management works well and nothing is wrong except that executives' expectations are overinflated. Project management can succeed or fail, but the intent, commitment, and understanding at the executive levels must be there.

## 2.16 TEN UGLIES OF PROJECTS ---

### Introduction

Project management methodologies, classes, and books are adequate at explaining the mechanics of running projects and the tools used to do so. Understanding these mechanics is essential, but it is experience that distinguishes successful project managers. More specifically, it is the sum of all of the negative experiences that project managers have in their careers that teaches them what not to do. As Vernon Law explains, "Experience is a hard teacher because she gives the test first, the lesson afterwards."

In my many years of project management experience, I have come across several areas that consistently cause projects to experience difficulties. I call these the "uglies"

of projects, since these are the things that make projects turn ugly. These are also usually the things that, once recognized, are hard to fix easily.

This section will discuss the 10 project uglies and propose some solutions. There are definitely other uglies out there, but these 10 are the ones that seem to be the most common and have the biggest impact based on my experience.

## The 10 Ugliest

The following are the 10 uglies with a description of each and some symptoms that indicate that these uglies may be happening.

1. *Lack of maintained documentation.* Often when projects are in a crunch, the first thing that gets eliminated is documentation. Sometimes documentation is not created even when projects do have the time. Even when documentation is created properly, as projects continue to progress it is a rarity to see the documentation maintained.

### Symptoms

- Requirement documents that do not match what was produced
- Technical documents that cannot be used to maintain the technology because they are outdated
- No documentation on what decisions were made and why they were made
- No audit trail of changes made

These symptoms are a problem since documentation provides the stewardship of the project. By this I mean that future projects and the people maintaining the project once it has been completed need the documentation to understand *what* was created, *why* it was created, and *how* it was created. Otherwise, they wind up falling into the same traps that happened before—in this case “He who ignores history in documentation is doomed to repeat it.”

2. *Pile phenomenon.* “What is that under the rug?” is a question often asked toward the end of a project. The mainstream work always gets the primary focus on a project, but it is those tangential things that get forgotten or pushed off until “later,” at which point there are several piles (swept under the rug) that need to be handled. I call this the “pile phenomenon” because team members think of it as a phenomenon that all this “extra” work has suddenly appeared at the end.

### Symptoms

- Any work that gets identified as “we will do this later” but is not on a plan somewhere
- Growing logs (issues, defects, etc.)
- Documentation assumed to be done at the end

There is no “later” accounted for in most project plans, and therefore these items either get dropped or there is a mad rush at the end to finish the work.

3. *No quality at source.* Project team members do not always take on the mantra of “quality at the source.” There is sometimes a mentality that “someone else will find the mistakes” rather than a mentality of ownership of quality. Project managers do not always have the ability to review all work, so they must rely on their team members. Therefore, the team members must have the onus to ensure that whatever they put their name on represents their best work.

*Symptoms*

- Handing off work with errors before reviewing it
- Developing code without testing it
- Not caring about the presentation of work

Several studies show that quality issues not found at the source have an exponential cost when found later in the project.

4. *Wrong people on the job.* Project roles require the right match of skills and responsibilities. Sometimes a person's skill set does not fit well with the role that he or she has been given. I also find that work ethic is just as important as skills.

*Symptoms*

- Team members being shown the same things repeatedly
- Consistent missing of dates
- Consistent poor quality

As project managers, all we have are our resources. Not having the right fit for team members will result in working harder than necessary and impacts everyone else on the team who has to pick up the slack. There is also a motivational issue here: When team members are in the wrong roles, they may not feel challenged or feel that they are working to their potential. This has the impact of those persons not giving their best effort, not embodying a solid work ethic when they normally would, feeling underutilized, and so on.

5. *Not involving the right people.* The people who know how to make the project successful are the team members working on the project. Not involving the right team members at the right time can set the project up for failure before it begins.

*Symptoms*

- Having to make changes to work already completed
- Constant scope changes from the customer
- Lack of team buy-in to estimates
- Lack of ownership of decisions

Not involving the right people up front in a project always results in changes to work. Not involving team members in decisions and estimates causes them to feel like they have no control over their work or the outcomes of the project.

6. *Not having proper sponsorship.* Projects need internal and customer executive sponsorship to be successful. Sponsors act as tiebreakers and eliminate organizational politics/roadblocks that are holding up the project.

*Symptoms*

- Inadequate support from different areas of the organization and from customer stakeholders
- Issues taking very long before being resolved
- Decisions not being made efficiently

Not having proper sponsorship can result in projects spinning their wheels. Also, when a change effort is involved, not having proper sponsorship can keep impacted employees from buying in to a project (i.e., not cascading the messages from the top down to the masses).

7. *No rigor around process.* Almost every company uses a methodology for implementing projects. The success of these methodologies depends on the amount of rigor used on the project. Often, processes are not adhered to and projects run awry.

#### *Symptoms*

- Incomplete/nonexistent deliverables
- Inconsistencies within the project
- Lack of understanding of the project's big picture
- Lack of repeatable processes (reinventing the wheel unnecessarily)

Processes are only as valuable as the rigidity placed on them. In some companies, there are too many project management methodologies used. Some are necessary due to the varying nature of work, but basic project management practices and principles (and even tools, i.e., using Project versus Excel) could easily be standardized but are not. When one manager has to transfer a project to another project manager, this creates an extra layer of complexity, because a common language is not being used between the two people. (It is like trying to interpret someone else's code when they have not followed the standards you have been using.)

8. *No community plan.* Project managers spend a significant amount of time on planning, estimating, and scheduling activities. If these results are not shared with team members, then they do not know what they are working toward and cannot manage their own schedules. This includes the communication of goals and items that are a big picture for the team.

#### *Symptoms*

- Lack of knowledge about what is due and when it is due
- Missed dates
- Lack of ownership of deliverables
- Deliverables get forgotten

Not having a community plan will result in not having an informed community. Having a shared plan and goals helps to build a cohesiveness and a greater understanding of how the work of each individual fits overall.

9. *Not planning for rework.* Estimation techniques often focus on the time that it takes to create units of work. What usually gets left out is the time spent on rework. By this I mean work that was done incorrectly and needs to be revisited as opposed to scope management. When rework is required, it either takes the place of other work, which now comes in late, or it is pushed off until later (see ugly #2).



*Symptoms*

- Missed dates
- Poor quality

Never assume that anything is going to be done right the first time.

10. *Dates are just numbers.* Schedule is a major driver of project success. I am amazed at the number of people who think of dates as suggestions rather than deadlines. Because of interdependencies on projects, a missed date early on could ripple through the schedule for the remainder of the project.

*Symptoms*

- Consistently missed dates
- Items left open for long periods of time
- Incomplete/nonexistent deliverables
- Lack of a sense of urgency on the project team

Without structure around the management of dates, success requires a lot more effort. One other issue here is that of communication—these dates need to be communicated clearly, and people must agree that this is their target. Also, they must understand what is on the critical path and what has slack, so if they slip on a critical path item, they know there is an impact on the project or on another project within the same program.

**Possible Remedies**

Upon analyzing the uglies, I observed that they are all interrelated. For example, not having rigor around processes (#7) can result in not having a shared plan (#8), which can result in people not caring about dates (#10), and so on. (See Figure 2–5.) I also realized that a few remedies could mitigate these uglies. The trick here is to proactively resolve them rather than react to them since by the time you realize that there is an ugly, *your project is already ugly*.

**Proactive Management**

Proactive management means spending the appropriate amount of time up front to minimize the number of fires that need to get put out later. Proactive management includes the following actions:

- Creation of a detailed plan.
- Always looking at the plan to see what is coming up and preparing for it.
  - Thinking about the upcoming work and running down any issues that may be coming. I think of the team as running a marathon and it is my job to clear the road in front of them so they can keep on running.
  - Setting up logistics. Something as trivial as not having a conference room booked in advance can cause a schedule delay.
  - Lining up the appropriate people to be ready when the work comes their way.
  - Know people's vacation schedules.
- Constant replanning as information becomes more available.

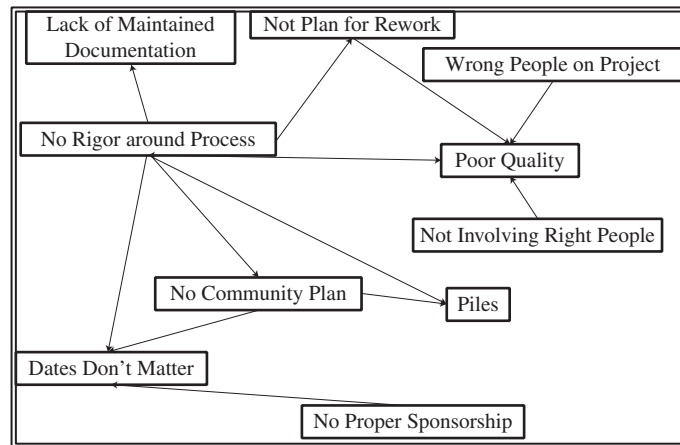


Figure 2-5. Observed interrelationships.

- Understanding what is going on with the project. I see so many project managers in the ivory tower mode where they find out about things about *their* project for the first time on a status report. By this time, as much as a week has gone by before the project manager is aware of issues.

There will always be unexpected issues that arise, but proactive management can help to mitigate those things that are controllable. This is an investment of time, in that you will spend far more time (and money) reacting to problems than you will focusing on ensuring that the process be followed properly. This is difficult for some project managers because it requires the ability to always look ahead of the current state of the project rather than just focusing on the problem of the day. A key element of proactive management is having the ability to make decisions efficiently.

### “Do It While You Do It”

Now that you are not reacting to fires, you can focus team members on maintaining their work as they go. This means staying focused on all aspects of the current work and thinking of implications. Characteristics of this include:

- Documenting as work is being done and not at the end. I am sure that this will get the knee-jerk “We don’t have time” reaction, but I really believe (and have proved) that documenting as you go takes far less time than doing it at the end.
- Thinking of implications as things change on the project. For example, if a document changes, the owner of that document should think about any other deliverables that may be affected by the change and communicate it to the appropriate person.
- Check all work before passing it on to others.
- Use the process/plan as a guideline for what work has to be done. I have heard this referred to as “living the plan.”

The result of this technique will be an even distribution of work across the project and minimal spikes at the end. Rather than the notorious “death march,” the worst case could be considered an “uncomfortable marathon.”

## Empower the Team

Project managers must realize that project structures resemble an inverse pyramid where the project manager works *for* the team. It is the team members who do the work on the project, so the project manager's primary role is to support them and address obstacles that may keep them from completing their work. This includes:

- Involving team members in project planning, so they cannot say that they were just given a deadline by management.
- Asking team members how things are doing and then acting on their concerns. Asking for feedback and then doing nothing about it is worse than not asking at all because it suggests an expectation that concerns will be addressed.
- Celebrating the successes of the team with the team members.
- Being honest with the team members.

I am a big fan of W. Edwards Deming, who revolutionized the manufacturing industry. His 14 points of management revolve around empowerment of the team and apply very much to projects.<sup>3</sup> Excerpts are noted in Table 2–2 with my opinion of how they relate to project management.

Empowering the team will enable the project manager to share information with team members and will also enable team members to feel like they have control over their own work. The result is that each team member becomes accountable for the project.

## Results of the Remedies

The results of applying these remedies to the uglies are shown in Table 2–3. I call my vision of the new way of doing things the “attractive state” since it attracts people to success.

**TABLE 2–2. DEMING POINTS OF MANAGEMENT**

Deming Point	Observation
8. Drive out fear, so that everyone may work effectively for the company.	This means that the iron-fist technique of project management is not such a great idea. People will be averse to giving their opinions and doing a quality job.
10. Eliminate slogans, exhortations, and targets for the workforce asking for zero defects and new levels of productivity. Such exhortations only create adversarial relationships, as the bulk of the causes of low quality and low productivity belong to the system and thus lie beyond the power of the workforce.	I take this to mean that project managers should not just throw out targets but rather involve the team members in decisions. It also means that project managers should look at the process for failure, not at the team members.
12. Remove barriers that stand between the hourly worker and his [or her] right to pride of workmanship.	This is my marathon metaphor—where project managers need to remove obstacles and let the team members do their work.
13. Institute a vigorous program of education and self-improvement.	Allow the team members to constantly build their skill sets.

3. See W. E. Deming, *Out of the Crisis: Quality, Productivity and Competitive Position* (Cambridge:MIT Press, 1982, 1986), pp. 23–24.

**TABLE 2-3. ATTRACTIVE STATE CHARACTERISTICS**

Ugly Number	Ugly Name	Ugly State Characteristics	Proactive Management	Do It While You Do It	Empower
1	Maintained documentation	<ul style="list-style-type: none"> <li>No record of what decisions were made</li> <li>No explanation of why decisions were made</li> <li>Cannot rely on accuracy of documents</li> <li>Cannot use on future projects</li> </ul>	<ul style="list-style-type: none"> <li>Updated documentation</li> <li>Documentation will be planned for.</li> <li>Anyone can understand decisions.</li> </ul>	<ul style="list-style-type: none"> <li>Done during the project</li> <li>No extra work at the end of the project</li> </ul>	<ul style="list-style-type: none"> <li>Team members will own documentation.</li> </ul>
2	Piles	<ul style="list-style-type: none"> <li>Put off until later</li> <li>May never get done</li> </ul>	<ul style="list-style-type: none"> <li>Work is manageable. If piles do exist, they will be scheduled in the plan.</li> </ul>	<ul style="list-style-type: none"> <li>Will be worked on as people go, so they should never grow out of control</li> </ul>	<ul style="list-style-type: none"> <li>Are minimized because people will take ownership of work</li> </ul>
3	Quality at the source	<ul style="list-style-type: none"> <li>No ownership of work</li> <li>Poor quality</li> <li>Expensive fixes</li> </ul>	<ul style="list-style-type: none"> <li>Better quality because you have spent appropriate time up front</li> </ul>	<ul style="list-style-type: none"> <li>Will be focused on as people do their work rather than assumed at a later time</li> </ul>	<ul style="list-style-type: none"> <li>Will be upheld as people take ownership of work</li> </ul>
4	People fit	<ul style="list-style-type: none"> <li>Bad project fit</li> </ul>	<ul style="list-style-type: none"> <li>The project manager has the ability to recognize resource issues and resolve them before they seriously impact the project. Proper resource fit from the start is necessary.</li> </ul>	<ul style="list-style-type: none"> <li>Manage work so resource issues are identified early.</li> </ul>	<ul style="list-style-type: none"> <li>Other team members may take on work for failing colleagues.</li> </ul>
5	People involvement	<ul style="list-style-type: none"> <li>Changes after work has been done</li> <li>No ownership of work</li> <li>No accountability for results</li> </ul>	<ul style="list-style-type: none"> <li>Involve the right people up front to avoid rework later.</li> </ul>	<ul style="list-style-type: none"> <li>Involve people during work rather than have them react to it later.</li> </ul>	<ul style="list-style-type: none"> <li>Empowered team members take ownership for work.</li> </ul>
6	Sponsorship	<ul style="list-style-type: none"> <li>Cannot resolve problems</li> <li>Caught up in organizational politics</li> </ul>	<ul style="list-style-type: none"> <li>Engaging stakeholders early will enable you to access their support when really needed.</li> </ul>	<ul style="list-style-type: none"> <li>Rapid and effective decisions as needed</li> </ul>	<ul style="list-style-type: none"> <li>May be improved due to better understanding of issues</li> </ul>
7	Process rigor	<ul style="list-style-type: none"> <li>No rigor</li> <li>Poor quality</li> <li>Inconsistent work</li> </ul>	<ul style="list-style-type: none"> <li>Proper rigor is the essence of proactive management.</li> <li>Repeatable processes</li> <li>Looking ahead will ensure proper attention to process.</li> </ul>	<ul style="list-style-type: none"> <li>Occurs as team members follow the process</li> <li>Ensures that process steps are not missed</li> </ul>	<ul style="list-style-type: none"> <li>Ownership of work will enable better rigor around process.</li> </ul>
8	Community plan	<ul style="list-style-type: none"> <li>No idea what is due and when.</li> <li>Team members do not take accountability for work—the plan is for the project manager.</li> </ul>	<ul style="list-style-type: none"> <li>Project managers have the ability to share a plan and goals with the team.</li> </ul>	<ul style="list-style-type: none"> <li>Everyone is working to the same plan and knows where they are going.</li> </ul>	<ul style="list-style-type: none"> <li>Everyone is informed—shared goals.</li> <li>People can manage their own work.</li> </ul>
9	Rework	<ul style="list-style-type: none"> <li>No plan for trade-off between doing other work or fixing issues</li> </ul>	<ul style="list-style-type: none"> <li>Anticipating areas where there may be rework or scope creep and working with key stakeholders early to address those planned for</li> </ul>	<ul style="list-style-type: none"> <li>Will be accounted for as the team members work</li> <li>By staying on top of the project, the magnitude of potential rework is known and can be planned for as needed.</li> </ul>	<ul style="list-style-type: none"> <li>Should be minimized due to motivation and ownership of work</li> </ul>
10	Dates	<ul style="list-style-type: none"> <li>Dates do not matter</li> <li>No accountability</li> <li>Missing deliverables</li> </ul>	<ul style="list-style-type: none"> <li>Dates (and impacts of missing them) clearly communicated</li> </ul>	<ul style="list-style-type: none"> <li>Will matter, and items will be closed when they are due</li> </ul>	<ul style="list-style-type: none"> <li>Team members take ownership of dates.</li> </ul>

**Conclusion**

Focusing on proactive management, keeping up with work, and empowering your teams are key to running a successful project.

There is nothing in this section that has not been written of or spoken of hundreds of times before. Nothing should sound new to a project manager. And yet we keep seeing the uglies over and over again. That leads me to conclude that it is the application of these concepts that is the challenge. I find that after I read a good paper or attend a management course, I have great enthusiasm to try out the new techniques, but at the first signs of trouble, I revert to my comfort zone. Therefore, I propose that there is a fourth remedy for the uglies—being conscious. This is nothing more than being aware of what is going on and how you are managing your project.

I come to work every morning a little earlier than the rest of the team so I can have my quiet time and think about what work needs to be done (not just for that day but in the upcoming days). I also give myself reminders that trigger my step-back-and-think mode. An excellent series that goes into this technique are the “emotional intelligence” books by Daniel Goleman.<sup>4</sup>

There will always be uglies on your projects, but if you are conscious of them, then you can identify them when they are happening and you may be able to prevent them from throwing your projects into chaos. Best of luck.

---

4. See D. Goleman, *Working with Emotional Intelligence* (New York: Bantam Books, 1998).



## Journey to Excellence

### 3.0 INTRODUCTION

---

Every company has its own motivations, or driving forces, as we discussed in Chapter 1, that impel the company to embark on a journey for excellence in project management. Some companies complete the journey in two or three years, while others may require a decade or more. In this chapter, we discuss the approaches taken by a variety of companies. Each company took a different path, but they all achieved some degree of excellence in project management.

Some companies embark on the journey at the request of their own workers, whereas other companies are forced into it by the actions of competitors and customers. In any event, there are driving forces that propagate the quest to excel in project management.

The driving forces for excellence, as discussed previously, include:

- Capital projects
- Customer expectations
- Competitiveness
- Executive understanding
- New product development
- Efficiency and effectiveness

Even the smallest manufacturing organization can conceivably spend millions of dollars each year on capital projects. Without good estimating, good cost control, and good schedule control, capital projects can strap the organization's cash flow, force the organization to lay off workers because the capital equipment either was not available or was not installed properly, and irritate customers with late shipment of goods. In non-project-driven organizations and manufacturing firms, capital projects are driving forces for maturity.

Customers' expectations can be another driving force. Today, customers expect contractors not only to deliver a quality product or quality services but also to manage this activity using sound project management practices. These practices include effective periodic reporting of status, timely reporting of status, and overall effective customer communications. It should be no surprise that low bidders may not be awarded contracts because of poor project management practices on previous projects undertaken for the client.

The third common driving force behind project management is competitiveness. Companies such as IBM and Hewlett-Packard view project management as a competitive weapon. Project-driven companies that survive on contracts (i.e., income) from external companies market their project management skills through virtually every proposal sent out of house. The difference between winning and losing a contract could very well be based on a firm's previous history of project management successes and failures.

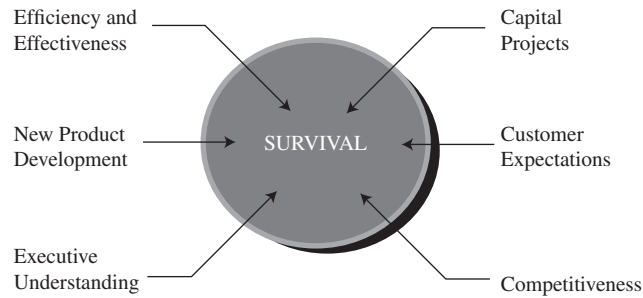
The most common form of competitiveness is when two or more companies are competing for the same work. Contracts have been awarded based on previous project management performance, assuming that all other factors are equal. It is also not uncommon today for companies to do single-source procurement because of the value placed on the contractor's ability to perform. A subset of this type of competitiveness is when a firm discovers that outsourcing is cheaper than insourcing because of the maturity of their contractor's project management systems. This can easily result in layoffs at the customer's facility, disgruntled employees, and poor morale. This creates an environment of internal competition and can prevent an organization from successfully implementing and maturing in project management.

A fourth driving force toward excellence is executive buy-in. Visible and participative executive support can reduce the impact of many obstacles. Typical obstacles that can be overcome through executive support include:

- Line managers who do not support the project
- Employees who do not support the project
- Employees who believe that project management is just a fad
- Employees who do not understand how the business will benefit
- Employees who do not understand customers' expectations
- Employees who do not understand the executives' decision

Another driving force behind project management is new product development. The development of a new product can take months or years and may well be the main source of the company's income for years to come. The new product development process encompasses the time it takes to develop, commercialize, and introduce new products to the market. By applying the principles of project management to new product development, a company can produce more products in a shorter period of time at lower cost than usual with a potentially high level of quality and still satisfy the needs of the customer.

In certain industries, new product development is a necessity for survival because it can generate a large income stream for years to come. Virtually all companies are



**Figure 3-1.** Components of survival.

involved in one way or another in new product development, but the greatest impact may very well be with aerospace and defense contractors. For them, new product development and customer satisfaction can lead to multiyear contracts, perhaps for as long as 20 or more years. With product enhancements, the duration can extend even further.

Customers will pay only reasonable prices for new products. Therefore, any methodology for new product development must be integrated with an effective cost management and control system. Aerospace and defense contractors have become experts in earned value measurement systems. The cost overruns we hear about on new government product development projects often are attributed not necessarily to ineffective project management or improper cost control but more to scope changes and enhancements.

Improvement in the overall efficiency and effectiveness of the company is sometimes difficult, if not impossible. It often requires change in the corporate culture, and culture changes are always painful. The speed at which such changes accelerate the implementation of project management often depends on the size of the organization. The larger the organization, the slower the change.

Obviously, the most powerful force behind project management excellence is survival. It could be argued that all of the other forces are tangential to survival (see Figure 3-1). In some industries, such as aerospace and defense, poor project management can quickly lead to going out of business. Smaller companies, however, certainly are not immune.

Sometimes there are additional driving forces:

- Increase in project size mandated by the necessity to grow
- Customers demanding faster implementation
- Customers demanding project management expertise for some assurance of success completion
- Globalization of the organization mandated by the need to grow
- Consistency in execution in order to be treated as a partner rather than as a contractor



### 3.1 STRATEGIC PLANNING FOR PROJECT MANAGEMENT ---

Over a period of five decades, project management has matured, from what was once considered just a fad that would soon disappear, into a strategic competency and career path necessary for the growth and survival of the firm. Project management is now being used in virtually every industry and in all parts of the business. We have matured to the point where we believe that we are managing our business as though it is a series of projects and where project managers are expected to make both project decisions and business decisions. Project managers are now considered to be businesspeople rather than just project managers.

Today, project management is recognized as a series of processes that can be used on every project, regardless of its length or complexity, the project's dollar value, or the project's exposure to risk. Yet the one part of the business where project management has been slow in being accepted, at least to now, has been in strategic planning execution projects. We can always argue that managing strategic planning execution projects is no different from managing any other type of project. While this argument may have merit, there are several important differences that must be considered. Specifically, project managers must think strategically rather than tactically or operationally, and they may have to change from traditional project management leadership to strategic leadership based on the complexity of the project.

#### **Why Strategic Plans Fail**

To understand how project management can benefit strategic planning, it is important to understand why some strategic plans fail. Some of the common reasons for failure, as seen through the eyes of project managers, include:

- Neglecting to understand how the enterprise environmental factors can influence senior management's vision of the future
- Inadequate understanding of consumer behavior or the client's actions
- Improper research prior to project approval
- Poorly defined or ill-defined scope
- Poorly documented business case resulting in the approval of the wrong project
- Failing to get executive and stakeholder buy-in right from the start
- Poor executive governance once the strategy begins to be implemented
- Constantly changing the membership of the governance team
- Overestimating resource competencies needed for project execution
- Poor capacity planning efforts resulting in understaffed projects
- Functional managers refusing to commit the proper resources for the duration of the strategic project
- Failing to get employee commitment to the project
- Failing to explain the importance of the project to the project execution team
- Failing to explain to the execution team the incentives or financial benefits of working on this long-term project
- Failing to understand the magnitude of the organizational change needed for the project to be a success

- Unable to manage change effectively
- Failing to consider the impact of changes in technology during the execution of the project
- Poor estimating of time and cost
- Having an execution team that is unable to work with ill-defined or constantly changing requirements
- Poor integration of the project across the entire organization
- Inadequate communications

There are numerous other reasons for the failure of strategic planning execution projects. These causes could occur on any project, but on strategic planning execution projects, the potential damage to the firm could be quite severe.

### **Project Management: An Executive Perspective**

With the ability to produce repeated successes on projects, it is no wonder that executives are now realizing the value in using project management for the execution of a strategic plan. There are several reasons why executives see value in using project management for these activities:

- Execution takes significantly more time than planning and consumes more resources. Executives do not have the time to spend possibly years coordinating and integrating work across a multitude of functional areas.
- Without a successful implementation plan, strategic planning cannot succeed.
- Project managers can successfully manage the dysfunctional separation between planning and execution.
- Long-term strategic objectives must be broken down into short-term objectives to simplify execution. This can be done easily using project management tools and a work breakdown structure (WBS).
- Project management staffing techniques, possibly with the use of a project management office (PMO), can match the proper resources to the projects. This is critical when establishing a portfolio of projects.
- The organizational process assets (which include dashboard reporting systems) used in project management can keep senior management updated on project status.
- Strategic planning objectives, because of the long time duration, are highly organic and subject to change. Project managers know how to manage and control change.

### **Strategic Planning: A Project Management Perspective**

Strategic planning is an organization's process of defining where and how it would like to be positioned in the future. The future may be measured in a three-year, five-year, or ten-year (or longer) window. The strategic plan is based on the firm's vision, mission, social consciousness and values. Strategic planning requires an understanding of the firm and its environment. Executives, more so than project managers, have a better understanding of the enterprise environmental factors, namely products offered, markets served, present and future

TABLE 3–1. THE *PMBOK*® *GUIDE* AND THE EXECUTION OF STRATEGIC PROJECTS

Area of Knowledge	Strategic Planning Project Impacts
Integration Management	The integration of the effort may very well span the entire organization both domestically and globally.
Scope Management	The scope can change as technology changes. The length of the project makes it imperative that an effective scope change control process exists. The scope baseline may appear as a moving window requiring constant updates.
Time Management	Matching the right people and their availability to the constantly changing scope will play havoc with scheduling. Losing people due to firefighting in functional areas may have a serious impact.
Cost Management	Predicting the true cost of the project is almost impossible. Reestimation must take place on a routine basis to make sure that the benefits and business value still exceed the cost.
Quality Management	Customers' expectations of quality and competitive forces can cause major changes to the direction of the project.
Human Resource Management	The longer the project, the greater the likelihood that changes in resources will occur, possibly for the worse. Long-term motivation may be difficult to maintain.
Communication Management	Communication requirements can span the entire company. Changes in stakeholders will also have a serious impact on the communication plan.
Risk Management	The project may need to have a dedicated risk management team.
Procurement Management	The length of the project may make it difficult to accurately determine procurement costs up front.
Stakeholder Management	Because of the length of the project, the project manager may end up interfacing with a different set of stakeholders at the end of the project and at the beginning.

technologies, supplier base, labor markets, economic conditions, the political environment, and regulatory requirements.

Executives establish high-level objectives for *what they want done*. Often this is nothing more than a wish list that may or may not border on reality. The role of the project manager is to determine *if it can be done*. This requires a clear business case for each project, a scope statement, and use of the WBS to break down the high-level objectives into subobjectives, or lower-level objectives that are easier to understand and accomplish. If the project manager and the project team believe that it can be done, then a formalized project action plan is created.

On the surface, it may appear that strategic planning execution projects can be treated like any other projects. However, if we look at the Areas of Knowledge in the *PMBOK*® *Guide*,\* we can see some significant differences mostly attributed to project length. A few of these differences are shown in Table 3–1.

### The Benefits of Project Management

Perhaps the primary benefit of using project management that makes it extremely attractive for strategic planning projects is to provide executives and clients with a single point of contact for status reporting. Most of today's strategic planning projects are so complex that they cannot be managed effectively by one functional manager, who may have a conflict between functional duties and project duties. These projects require the coordinated effort of several functional areas, such as sales, marketing, engineering, and manufacturing. Without

\*PMBOK is a registered mark of the Project Management Institute, Inc.

**TABLE 3–2. BENEFITS OF USING PROJECT MANAGEMENT**

<b>Attribute</b>	<b>Benefit</b>
Efficiency	Allows an organization to take on more work in less time without any increase in cost or degradation of quality
Profitability	With all other things being equal, profitability should increase
Scope changes	Allows for better up-front planning, which should reduce the number of scope changes downstream and prevent unwanted changes from happening
Organizational stability	Focuses on effective teamwork, communication, cooperation, and trust rather than organizational restructuring
Quality	Quality and project management are married, with both emphasizing effective up-front planning
Risks	Allows for better identification and mitigation of risks
Problem solving	Project management processes allow for timely, informed decision making and problem solving

**TABLE 3–3. ADDITIONAL BENEFITS FOR STRATEGIC PLANNING EXECUTION PROJECTS**

<b>Attribute</b>	<b>Benefit</b>
Alignment	Better alignment of projects to corporate strategic objectives
Underperformance	Earlier identification of underperforming investments
Capacity planning	Better analysis of corporate resource planning and availability of qualified resources
Prioritization	Combining capacity planning efforts and project management allows for better prioritization of the portfolio of projects.
Risk mitigation	Allows for better mitigation of business risks by using more what-if scenarios
Time to market	Allows for quicker time to market
Decision making	More informed and timely decisions due to availability of essential information
Efficiency and effectiveness	Allows the organization to work on more projects without increasing headcount
Better information flow	Elimination of duplication of efforts by managers who are unaware of what others are doing
Selection of projects	Better analysis of what is and what is not a good idea

having a single point of contact for status reporting, executives would need to do the coordination and integration themselves, and it is highly unlikely that they would have the time to do this in addition to their other duties. Likewise, functional managers do not have sufficient time to manage their functional areas and perform integration work on various projects. The need for project management is quite clear.

There are many other benefits of using project management, some of which are shown in Table 3–2.

The benefits shown in Table 3–2 apply to just about all projects including strategic planning execution, complex, and traditional projects. But some additional benefits affect strategic planning execution projects more so than other types of projects. These are illustrated in Table 3–3.

### **Dispelling the Myths**

When we look at Tables 3–2 and 3–3 and see all of the advantages, we must ask ourselves, “Why is there still resistance to the acceptance of project management, especially for strategic planning execution projects?” The answer is quite clear; there are still myths about the use of project management for activities related to strategic planning.

**Myth #1: Project managers have strong technical knowledge but limited knowledge about the business.** While it is true that historically project managers came out of technical disciplines and many even possessed master's degrees and doctorates in technical disciplines, today's project manager has more of an understanding of technology than a command of technology but has an excellent knowledge of the business. Business knowledge is essential to bridge strategy and execution effectively. Project managers who are considered "global" project managers must have a good understanding of the client's business as well as their own firm's business. This is a necessity to compete in a global marketplace. These global project managers are also being trained in stakeholder relations management, politics, culture, and religion, since all of these topics can have an impact on the client's project.

We believe today that we are managing our firm's business as if it is a series of projects, where project managers are expected to make both project decisions and business decisions. Some companies are requiring their project managers to become certified in the company's business processes or to take coursework leading to certification as a business analyst.

**Myth #2: Project managers should be assigned to a project after the project is approved and the business case is developed.** Years ago, project managers were brought on board a project at the end of the initiation rather than at the beginning. We believed that, because project managers had limited knowledge of the business, they could not contribute anything worthwhile during the initiation process. After the projects were selected, project managers would be brought on board and told to begin execution. Today, project managers are brought on board at the beginning of the project initiation and selection process and are expected to make a valuable contribution because of their understanding of the business.

**Myth #3: If we implement project management, project managers will begin making decisions that should be made at the executive levels of management.** Strategic planning and the accompanying necessary decisions are made by executives, not by someone else for them. However, in some cases, strategic planning execution decisions may be made for executives rather than by them. Executives have always been fearful of having to empower project managers with authority and responsibility regarding to project decision making. This myth has been a great impediment to the successful implementation of project management.

The problem was partially resolved with the creation of the position of executive sponsor or project sponsor. Project managers were allowed to make technical decisions, but project sponsors reserved the right to make any and all business-related decisions. This approach worked well for projects of reasonably short duration. But for strategic planning execution projects, which can be five to 10 years in length, the number of decisions that must be made can be overwhelming. Therefore, to overcome this myth, it is beneficial to clearly define the empowerment of the project manager with regard to responsibilities and decision-making authority.

**Myth #4: Project managers do not know how to use the organization process assets effectively for controlled measurement systems needed for informed decision making to take place.** For the past five decades, the two primary metrics used by project managers for status reporting purposes were time and cost. This was because of the rule of inversion, which states that we often select the easiest metrics to measure and report, even though they may not provide us with a clear picture of the health of the project. Time and

cost alone cannot predict the success of a project or whether the value will be there at the completion of the project. This is particularly true for strategic planning execution projects.

There are seminars in the marketplace today on measurement techniques. There are also textbooks on measurement techniques, which argue that anything can be measured if only the information at your disposal is understood. The result has been the creation of additional metrics for project management. There is a belief that we should consider the following as core metrics for today's projects:

- Time
- Cost
- Resources
- Scope
- Quality
- Action items

These core metrics apply to all projects, but additional core metrics must be added based on the size, nature, scope, and importance of the project. Because strategic planning implementation projects can be long in duration, significant changes can take place. Therefore, we must allow metrics to change over the course of the project. Establishing a set of core metrics that can be used on every project may be difficult.

### **Ways That Project Management Helps Strategic Planning**

There are often special situations where project management can significantly benefit an organization. In a company that manufactures household appliances, each functional area was allowed to perform its own strategic planning. The problem occurred when functional units had to work together on the same project. In this company, new products were introduced at trade shows, and there were two trade shows each year. Missing a trade show product launch could easily result in lost revenue for six months until the next trade show.

The launching of new products was the highest priority in marketing's strategic plan. Research and development (R&D), in contrast, had more than 300 projects in the queue. The new products that marketing needed for trade shows were low on the R&D list of priorities. Battles between marketing and R&D ensued.

In another company, marketing was allowed to prioritize projects as part of its strategic planning activities. For each project, marketing also prioritized the attributes of the project/product that had a direct bearing on the way the product would be advertised and marketed. But when the project/product went into manufacturing, the manufacturing people often had a different set of priorities for the attributes. Battles over priorities between marketing and manufacturing ensued.

In both of these examples, the issues were resolved when project management personnel requested that the organization create a single priority list for all company projects. The result was that R&D, engineering, and manufacturing would meet once every three months and come to an agreement on the priorities of the projects. However, there were too many projects in the queue to prioritize each one. The decision was then made that only 20 projects at a time would be prioritized. This greatly benefited the project staffing process, because everyone was now working off the same priority list.

Another effective use of project management is gap analysis and gap closure. Gap analysis is used to strengthen a company's competitive position or to reduce the competitive position of competitors by reducing gaps. Projects are established to take advantage of best practices and lessons learned on other projects, by which gaps can be compressed. The gaps can be:

- Speed with which new products are introduced (time to market)
- Competitiveness on cost
- Competitiveness on quality
- Introduction of new technology or product performance

### **Strategic Project Management Leadership**

We have shown some of the ways that project management can benefit the execution of a strategic plan. For this to happen, project managers may need to change their leadership styles from traditional project management leadership, which focuses heavily on situational leadership oriented toward the project team, to a strategic project management leadership style, where the end result can affect organizational change across the entire company.

“Strategic leadership” is a term usually reserved for the seniormost levels of management. It entails an executive's ability to express a strategic vision for the company's future and then motivate or persuade the organization to acquire or follow that vision. Strategic leadership requires the development of action plans, and this is where project management takes on paramount importance. Visions do not help much unless plans can be developed and implemented to make the visions a reality. Managing projects that involve the implementation of a strategy are significantly different from managing traditional projects. Unlike action plans for traditional projects that are based on well-defined SOWs, the project manager has to develop action plans that may be based on complexity, ambiguity, uncertainty, and volatile knowledge. Because of the large number of unknowns and their ability to change constantly, project managers must understand that managing these projects requires consequential decisions that must involve the managers who have ultimate control of the resources for executing these decisions.

If the projects require certain degrees of innovation, leadership skills must be designed around getting the team to be innovative and creative. Brainstorming and problem-solving sessions could occur each week. Facilitation skills are also a necessity. The leadership skills needed for long-term innovation projects may be significantly different from the skills needed to provide a client with a simple deliverable.

To be effective in strategic project management leadership, project managers must realize that they are now managers of organizational change and, as such, may have to build prepared minds on a large scale. Each project manager, and possibly the entire team, must now function as a cheerleader and enforcer at the same time in order to get people across the entire organization to agree on a common sense of purpose. For these types of projects, the project team is usually referred to as a strategy support team (SST). For this team to function effectively, its members must be willing to coach and guide the strategy process as it unfolds. The most difficult challenge for this team will be on projects that require organizational change. Significant roadblocks must be overcome. The strategy support team members must also be innovators and change agents, capable

of seeing the big picture and thinking strategically rather than operationally or tactically. They must give up short-term thinking and focus on the distant future.

The main objective of strategic leadership is to make the organization more strategically productive and inventive as well as efficient and effective. Workers must be encouraged to follow their own ideas when feasible and provide feedback on technical or behavioral innovations that can be captured through lessons learned and best practices. Lessons learned and best practices allow companies to focus only on the right energies that will help them profit in the long run.

Traditionally, project managers were expected to capture project-related knowledge and send it to the PMO for analysis and storage. But with strategic leadership, more business-related knowledge must be captured and fed into a corporate knowledge repository.

### Strategic Project Management Leadership Traits

For over four decades, we examined the skills needed to be a project manager and provide effective project leadership. The analyses were made focusing on traditional projects, which may last 12 to 18 months or less. In addition, the SOW is reasonably well defined, many of the people may be full time but only for a few weeks, and the outcome of the project may affect only a small number of people. The potential long time frames for strategic projects are now forcing us to revise some of these leadership skills.

It is almost impossible to create an all-inclusive list of the competencies required for a project manager to provide strategic project management leadership. However, some of the possible changes in leadership that will be needed can be shown (see Table 3–4).

**TABLE 3–4. DIFFERENCES BETWEEN TRADITIONAL AND STRATEGIC PROJECT MANAGEMENT LEADERSHIP STYLES**

Traits	Differences
Authority	From leadership without authority to significant authority
Power	From legitimate power to judicious use of power
Decision making	From some decision making to having authority for significant decision making
Types of decisions	From project-only decisions to project and business decisions
Willingness to delegate	The length and size of the project force project managers to delegate more authority and decision making than they normally would.
Loyalty	From project loyalty to corporate vision and business loyalty
Social skills	Strong social skills are needed, since we could be working with the same people for years.
Motivation	Learning how to motivate workers without using financial rewards and power
Communication skills	Communication across the entire organization rather than with a selected few
Status reporting	Recognizing that the status of strategic projects cannot be made from time and cost alone
Perspective/outlook	Having a much wider outlook, especially from a business perspective
Vision	Must have the same long-term vision as the executives and promote the vision throughout the company
Compassion	Must have much stronger compassion for workers, since they may be assigned for years
Self-control	Must not overreact to bad news or disturbances
Brainstorming and problem solving	Must have very strong brainstorming and problem-solving skills
Change management	Going from project to corporate-wide change management
Change management impact	Going from project to organizational change management effects



There is a valid argument that all project managers need these skills, but they may be more critical on strategic projects.

### **The Project Manager as a Manager of Change**

The role of the project is continuously evolving. As stated in Table 3–4, some strategic planning projects are designed for organizational change, and the change may affect the entire company worldwide.

An example might be the implementation of a new corporate-wide security system, information system, or secured e-mail system.

The new question becomes “Who will manage the implementation of the change once the project is ready for implementation?” Historically, project managers created the deliverables, and someone from the management ranks took the lead for the implementation of the change. Today, project managers are being asked to take the lead role in organizational change management. There may also be a project sponsor from the seniormost levels of management with specialized knowledge in organizational change management.

For years, some of us have been managing strategic projects without realizing that we were doing so, and we may not have recognized the possible need for a different leadership style. But as the use of project management began to grow in terms of its application to strategic planning execution projects, we may need to conduct more research on the specific leadership skills needed. We are in the infancy states of strategic project management applications, but we do expect this trend to take hold over the next decade or longer.

## **3.2 ROADBLOCKS TO EXCELLENCE**

---

“Excellence” is often defined as a stream of successfully managed projects. Some people believe that excellence in project management is really a strategic goal that can never be achieved because not all projects we work on will be successful. Therefore, perhaps a better definition might be a continuous growth in successfully managed projects where the ratio of project successes to project failures increases year after year.

Regardless how good we become in project management, there are always roadblocks that can appear, causing us to revisit how we manage projects. The most common roadblock is when something happens that removes people from their comfort zone and requires that they work differently. Based on the size of the roadblock, the definition of excellence may change, and companies may have to revise a lot of the processes they put in place.

Examples of roadblocks might include:

- The company decides to track additional metrics other than just time, cost, and scope. Workers are worried about how they will be required to identify, measure, track, and report the additional metrics.
- Your company has reasonably mature project management processes. Your customers are now demanding that you use agile and Scrum approaches to your projects, and this requires that workers learn new processes.
- Your company decides to use agile and Scrum on some projects but the traditional waterfall methodology on others. Workers become confused as to which approaches to use and when.

- A new technology has appeared that will change the way project estimating takes place. Some workers are apprehensive about being held accountable for new estimates.
- Your company either acquired another firm or participated in a joint venture with another firm. Both firms have different approaches to project management, and a common ground must be developed.
- The company restructures and changes some worker roles and responsibilities.

Obviously, other roadblocks could be discussed.

### 3.3 HITACHI LTD.

---

When strategic planning for project management is done correctly, the beneficial use of project management can permeate the entire company, and project management may be integrated into virtually all business areas. An excellent example of this is seen in Hitachi.

#### **Initiatives to Strengthen Project Management Capacity at Hitachi**

Hitachi Group's business covers a wide variety of fields encompassing the development, manufacturing, sales and provision solutions for ICT [information and communications technology] systems, power systems, social infrastructure and industrial plant systems, high-functional materials, rail systems, elevators and escalators, automotive products and components, construction machinery, digital media and consumer products, as well as related consulting and services. For each line of business, improvements to engineering technologies to support the quality of the business and improvements to project management are essential. This is the context for the initiatives to strengthen the project management capacity for every line of business.

From the viewpoint of project management, the five perspectives indicated in Figure 3–2 are the support components for taking a project to its successful completion.

Perspective (1) refers to initiatives to provide continuous and effective training for superior project managers. Since the success or failure of a project depends to a large degree on the capabilities of the project manager, it is important to train superior personnel. To do so, it is necessary not only to build the educational systems for training personnel but to train according to individual characteristics. In terms of project manager skills, the Project Manager Competency Development Framework analyzes the relationship between the project manager's individual characteristics and performance<sup>1</sup>

---

Section 3.3 has been provided by the PM Technical Committee, Hitachi Ltd. © 2017 by Hitachi Ltd. Reproduced by permission.

1. Takafumi Kawasaki et al., "Practice Action of Project Managers: The Difference between Highly Competent PM and Moderately Competent PM," *Proceedings of 13th National Conference of the Society of Project Management*, 2007, pp. 373–377. <http://ci.nii.ac.jp/naid/110007602747>; Hitoshi Yamadera et al., "Relations between Achievement and Characteristics of Project Managers," *Proceedings of 16th National Conference of the Society of Project Management*, 2009, pp. 209–212. <http://ci.nii.ac.jp/naid/110007602894>.

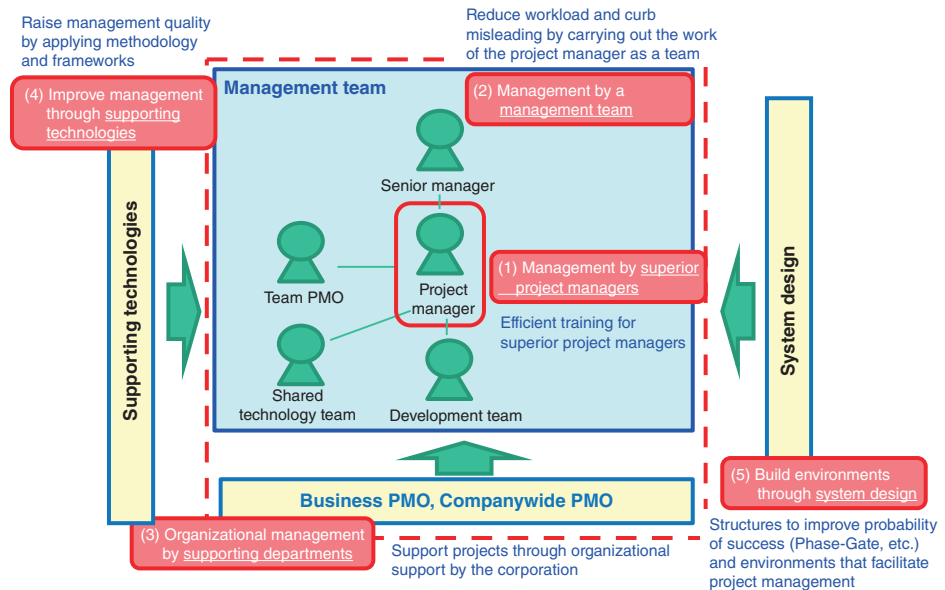


Figure 3-2. Project management support components.

and carries out initiatives to boost personnel training by leveraging the individual characteristics of project managers.<sup>2</sup>

Perspective (2) refers to support for team building and aims to reduce the project manager's workload by building a team to carry out the work of the project manager. As mentioned earlier, the success or failure of a project depends to a large degree on the capabilities of the project manager, but the larger the project scale, the more difficult it is for a single project manager to cover all areas. Therefore, the management skills of a project management team that includes not only the project manager but also a senior manager, a PMO, a shared technology team, and a development team are required. Studies are under way of evaluation models for management structures to evaluate management skills as a management team, and not only from the viewpoint of the individual characteristics of a project manager.<sup>3</sup>

Perspective (3) aims to support projects through organizational support at the corporation with the PMO or other organizations evaluating the project situation, offering advice and carrying out assessments from a third-party standpoint. By developing an external understanding of the situation as the project progresses, risks that have gone undetected by those who are involved may be identified. By providing organizational support and risk assessment not only by the management team, including the project

2. Takeshi Yokota et al., "Strengthening of Personnel Training Process of Project Managers," *Journal of the Society of Project Management* 15, no. 2 (2013).

3. Akiyuki Onaka, "Model of Project Team Assessment to Make Projects Succeed," *ProMAC2010*, 2010

manager for the project in question, but from a third-party standpoint, the probability of success for the project may increase.<sup>4</sup>

Perspective (4) uses supporting technologies, methodologies, and frameworks to support project implementation activities. The support domain includes risk management, requirement identification, communication support, knowledge management, PMO support, and so on. In terms of risk management, there are initiatives to support risk identification and to design countermeasures in a range of business fields.<sup>5</sup> In terms of requirement identification support, requirement identification for clients is supported through ethnographic surveys based on human-centered design processes and initiatives such as building construction management systems based on the results.<sup>6</sup> For communication support, there are initiatives to identify management issues by visualizing communication about project progress using sensor systems.<sup>7</sup> In terms of knowledge management, there are methods for extracting empirical knowledge<sup>8</sup> and techniques for using knowledge<sup>9</sup> as a system for circulating empirical knowledge gained from projects across the organization. The circulation of knowledge is implemented as illustrated in Figure 3–3 by collaboration with the system design of perspective (5). There are also information system initiatives to support not only the project manager but also the PMO.<sup>10</sup>

Furthermore, initiatives associated with perspectives (3) and (4) are currently under way in relation to loss-cost management. Here, “loss-cost” means unnecessary or wasteful expenses. Reducing loss-costs is a key corporate task in view of their direct relationship with corporate performance. At the Hitachi Group, we have long been working to reduce such loss-costs, with a focus on hardware manufacturing. Such endeavors are also incorporated into IT projects, and the entire process from loss-cost tracking

---

4. Kenji Hatsuda et al., “PMO Information System as a Support of Project Management Office Activities,” *Journal of the Society of Project Management* 5, no. 4 (2003): 28–31. <http://ci.nii.ac.jp/naid/110003726282>.

5. Toyama Minamino, “An Application of Modern Project Management ‘IT’ System Development Projects,” *ProMAC2002*, 2002. Takeshi Yokota et al., “Development of a Contract Risk Assessment Support System (CRARIS),” *Journal of the Society of Project Management* 7, no. 3 (2005): 20–25. <http://ci.nii.ac.jp/naid/110003726628>; Takeshi Yokota et al., “Development of a Risk Management System for Construction Projects,” *Journal of the Society of Project Management* 8, no. 5 (2006): 36–41. <http://ci.nii.ac.jp/naid/110006278350>; Takeshi Yokota et al., “Upgrade of Risk Management Technique for IT System Development Project,” *Journal of the Society of Project Management* 14, no. 3 (2012): 25–30. <http://ci.nii.ac.jp/naid/110009495477>. Yoshinobu Uchida, “Development of the Risk Management System for Construction Projects,” *ProMAC2011*, 2011.

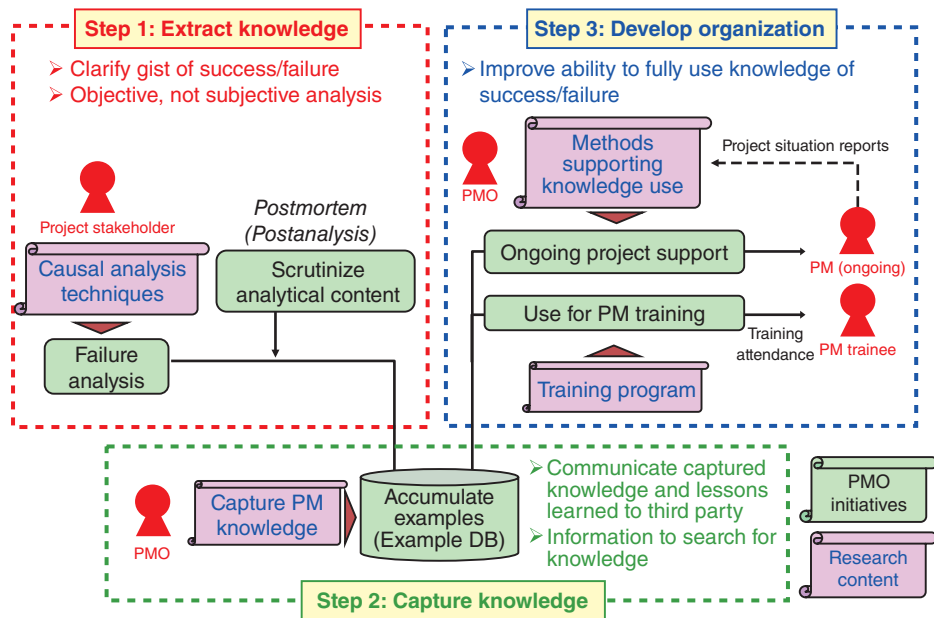
6. Hisako Okada et al., “An Approach to Advance Construction Management System for Large-Scale Power Plant Projects,” *Journal of the Society of Project Management* 15, no. 1 (2013): 8–13.

7. Hideyuki Maeda et al., “Visualization of Communication using the Team Activity Measuring System and Its Application to the Project Management,” *Journal of the Society of Project Management* 12, no. 1 (2010): 5–10. <http://ci.nii.ac.jp/naid/110007573280>; Yoshinobu Uchida et al., “Development of a Project Review Technique Employing Risk Propagation Models,” *Proceedings of 24th National Conference of the Society of Project Management*, 2014, pp. 105–110.

8. Yoshinobu Uchida et al., “An Approach of Knowledge Extraction via Empirical Failure Knowledge in Project Management,” *Journal of the Society of Project Management* 12, no. 4 (2010): 27–32. <http://ci.nii.ac.jp/naid/110007880184>.

9. Yoshinobu Uchida et al., “Proposal for Risk Management Support Method Using Failure Knowledge,” *Journal of the Society of Project Management* 7, no. 6 (2005): 3–8. <http://ci.nii.ac.jp/naid/110006278374>; Yoshinobu Uchida et al., “Proposal of Utilization of the Failure Experience in Project Management,” *Proceedings of 15th National Conference of the Society of Project Management*, 2008, pp. 140–143. <http://ci.nii.ac.jp/naid/110007602790>.

10. Hatsuda et al., “PMO Information System as a Support of Project Management Office Activities.”



Note: Examples of success can be delivered with the same structure.

PMO: Project Management Office, PM: Project manager

**Figure 3-3.** The across-the-organization circulation process for empirical knowledge in project management.

(visualization) to the analysis and drafting of response measures is being systematized and implemented as a means of loss-cost management.<sup>11</sup> Our support departments have been monitoring loss-costs, drafting/implementing measures for reducing loss-costs incurred as an organization, and holding training and activities to raise awareness on the subject. Additionally, we have been developing technologies that help us keep track of loss-costs, analyze their causes, and draft measures.<sup>12</sup>

Perspective (5) builds structures for increasing the probability of success as a system, certification systems for project managers, and structures for project governance. One of these structures is the use of phase-gate management (a structure that divides the product process into several phases and erects gateways to review whether or not the conditions have been met before moving to the next phase) illustrated in Figure 3-4 to make decisions about continuing or stopping projects.<sup>13</sup> By using phase-gate management, it is possible to optimize decision making to lower risk, improve design quality, and maximize management gains.

11. Kenji Hatsuda et al., "Loss-Cost Management for IT Projects," *Proceedings of 28th National Conference of the Society of Project Management*, 2016, pp. 43–44.

12. Ibid. Yoshinobu Uchida et al., "Proposal of Failure Prediction Method Employing Loss Cost Generation Mechanisms—Loss-Cost Management for IT Projects," *Proceedings of 28th National Conference of the Society of Project Management*, 2016, pp. 45–50.

13. Koji Okada et al., "Applying Phase-Gate Management for Diverse Business Types," *Journal of the Society of Project Management* 13, no. 6 (2011): 29–34. <http://ci.nii.ac.jp/naid/110009425403>

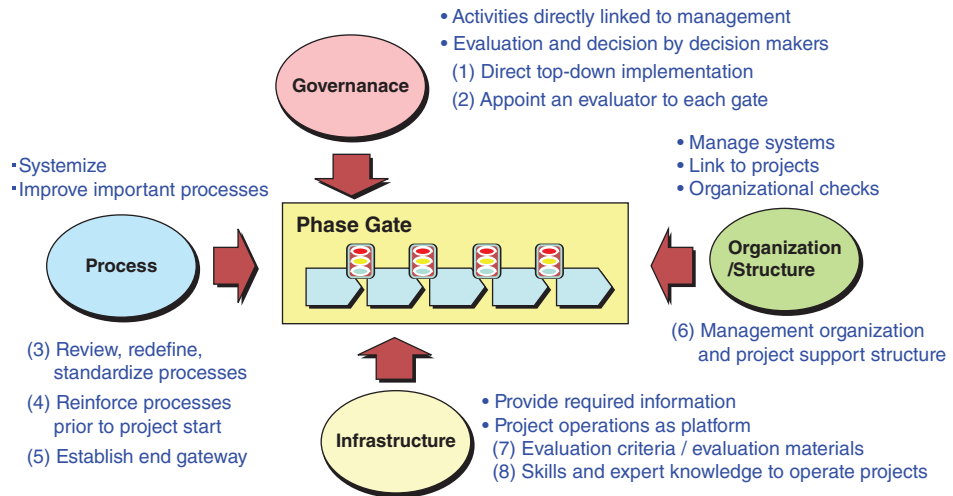


Figure 3-4. The Hitachi Phase-Gate Management Process.

Further, a business improvement project called D-WBS (Denryoku Work Breakdown Structure) is under way at Power Systems company,<sup>14</sup> with an eye to linking perspectives (1) to (5) in an organic fashion rather than treating them as independent from each other. The D-WBS Project has a platform (the D-WBS Platform) for promoting business synergy in relation to project management as shown in Figure 3-5 that is informed by management, knowledge, and a variety of other perspectives and constructs business processes that unite perspectives (1) to (5) on that platform.<sup>15</sup>

The abovementioned support components are required components for implementing projects without relying on business units. Even though each field of application has its own characteristics, comparison of project management techniques at Power Systems company and the Information and Telecommunication Systems Division and ICT Systems Division shows several aspects that can serve as useful reference for both sides. Considering that sharing and utilizing knowledge of initiatives to strengthen project management in the wide-ranging business areas of the Hitachi Group will become a source of competitive excellence for Hitachi, the internal Technical Committee is creating opportunities for information exchange.

This technical committee is called the Project Management Technical Committee, and it started with working-level discussions at the Power Systems Division and ICT Systems Division around 2000. Then a technical committee open to the whole company was set up at a meeting of volunteers in 2005, and today, many business units are participating with the focus on the PMO. The Technical Committee is promoting stronger project management across the whole company. As well as exchange of information, it

14. Tomoyuki Aoki et al., "The Case Study of Business Process Reengineering for EPC Project Management," *Journal of the Society of Project Management* 14, no. 6 (2012): 5-10.

15. Kazuhito Shibata and Natsuko Sato, "Development of Integrated Project Management Framework and Practical Platform for EPC Project in Power Plant Business," *ProMAC2015*, 2015.

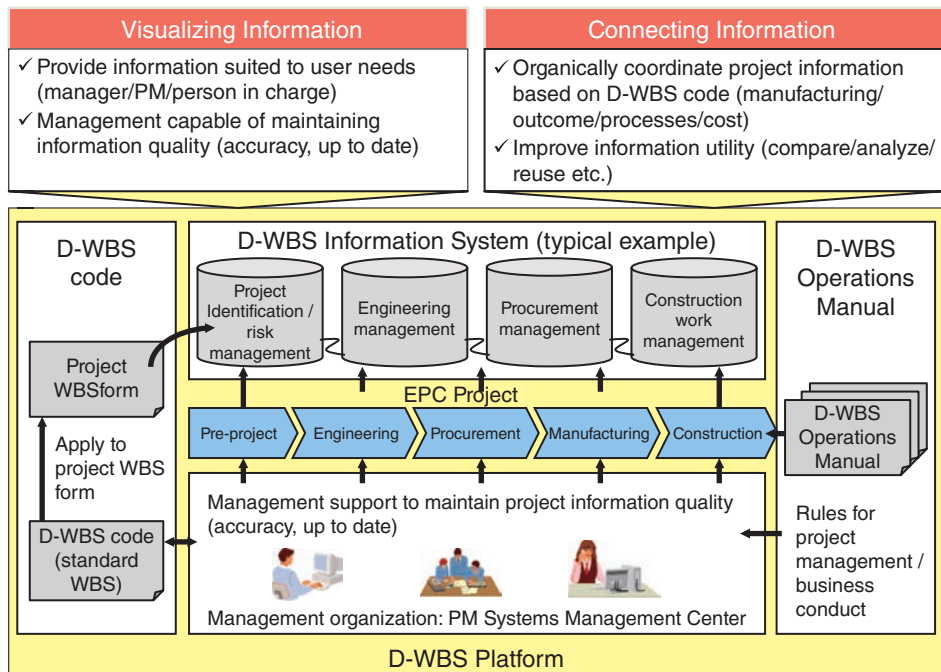


Figure 3-5. D-WBS project outline.

supports the research institutes by investigating solution strategies for shared issues.<sup>16</sup> Examples include the structure for sharing project management tasks across business units,<sup>17</sup> or company-wide activities based on efforts to leverage knowledge in the field of ICT systems.<sup>18</sup>

As well as organizing internal forums with the aim of educating staff about project management or communicating Technical Committee activities for professionals to the whole Hitachi Group, the Technical Committee also conducts regular surveys of awareness of the issues for strengthening project management at each business unit.

In this way, there are initiatives under way to deliver synergy at the Hitachi Group by rolling out expertise laterally across the business units, identifying shared issues, and studying solution strategies through the activities of the Technical Committee.

16. Kichie Matsuzaki, "Hitachi, Ltd. 100th Anniversary Series: Genealogy of the Pioneers (20) Inheriting and Reforming the Heart of Monozukuri at Hitachi—Companywide Activities toward Monozukuri," *Hitachi Review* 92, no. 2 (2010): 136–143. [http://digital.hitachihyeron.com/pdf/2010/02/2010\\_02\\_pioneers.pdf](http://digital.hitachihyeron.com/pdf/2010/02/2010_02_pioneers.pdf)

17. Koji Okada et al., "Challenge for Extracting Project Management Knowledge across Business Units," *Journal of the Society of Project Management* 10, no. 3 (2008): 23–28. <http://ci.nii.ac.jp/naid/110006950594>

18. Koji Okada et al., "An Analysis Method for Extracting Project Lessons Learned which Are Sharable across Business Units," *Journal of the Society of Project Management* 12, no. 6 (2010): 21–26. <http://ci.nii.ac.jp/naid/110008592927>

**REFERENCES**

---

Abstracts provided where available.

Akiyuki Onaka, "Model of Project Team Assessment to Make Projects Succeed." *ProMAC2010*, 2010.

In our company, the management ability of the project managers of IT system projects is evaluated and their PM rank—divided into three levels, "small," "middle," or "large," according to project size—is certified based on our own criteria, the "Project Manager Accreditation System." Certified project managers are appointed to a project whose size corresponds to their PM rank according to the Project Manager Appointment System.

Some projects, especially large size ones, went wrong even though the project managers were properly qualified by above-mentioned systems. This fact caused us to infer the importance of the behaviors of project members particularly those expected to help project managers. The members to be considered are, for example, those who reduce manager's burdens and those who supervise and advise project managers. However, our insufficient discussion about such points of view made it difficult to assess project teams, including support members, in the same way as we assessed project managers. In order to improve such situations, we analyzed previous project data to conclude how to organize a project team. Based on the conclusion, we created an assessment model for project management teams which takes project size and development type into account. This paper describes the result of our research for the model of project management team assessment.

Hideyuki Maeda et al., "Visualization of Communication using the Team Activity Measuring System and Its Application to the Project Management." *Journal of the Society of Project Management* 12(1), 5–10, 2010-02-15. (<http://ci.nii.ac.jp/naid/110007573280>)

By advancing sensor and analysis technologies, a system that can automatically measure and visualize a team activity has been developed. We have applied this system to a large-scale project and have experimentally measured and analyzed the condition of a communication within it. As a result, we have successfully quantified and visualized the condition of a project communication. A result of a quantification analysis shows that there is a strong relationship between the productivity and the time spent [in] face-to-face communication. By continually monitoring the face-to-face communication time, we have been able to help expose a project's problem in the early phase. It has also helped us offer useful information to [the] project manager for solving this exposed problem.

Hisako Okada et al., "An Approach to Advance Construction Management System for Large-scale Power Plant Projects." *Journal of the Society of Project Management* 15 (1), 8–13, 2013–02-15.

Power plant construction project is large-scale and complex involving many stakeholders. To ensure "quality, schedule, cost" of this huge project, Hitachi has applied IT and system to construction area. Its focal point is (1) realization of huge project consistent and coordinated control, and (2) realization of improving construction field efficiency and quality, for reducing risk and cost. From 1990s, it was applied to actual projects and achieved an effect, but further improvement was reaching a limit in management and system centered approach. Hence, by reconsidering the basis "Construction is a Production by Human," Hitachi has conducted researching construction management system based on Human Centered Approach by focusing user/human side, and has conducted reflecting the results to projects management itself.

Hitoshi Yamadera et al. "Relations between Achievement and Characteristics of Project Managers." In *Proceedings of 16th National Conference of The Society of Project Management*, 2009, 209–212, 2009-03-10 (<http://ci.nii.ac.jp/naid/110007602894>).

Kazuhito Shibata and Natsuko Sato, "Development of Integrated Project Management Framework and Practical Platform for EPC Project in Power Plant Business." *ProMAC2015*, 2015.



In Hitachi Power Systems Company, an integrated and practical project management platform plays a crucial role in the success of power plant construction projects. Project Management Office (PMO) established a company project management framework covering the project life cycle with the aim of improving the project management quality at practical level. The basic elements of the framework are project management standards, project management process definition, measurement and audit system and facilitating system of learning by experience. In this paper, we report the structure of the framework which is built by PMO in Hitachi Power Systems Company and the effective application to the project management process with the project management platform.

Kenji Hatsuda et al. "Loss-Cost Management for IT Projects." In *Proceedings of 28th National Conference of The Society of Project Management*, 2016, 43–44, 2016-09-02.

A key reason for vendors to work on IT project management lies in the reduction of loss-costs. Completely eliminating loss-costs while taking on challenges may not be feasible; nevertheless, loss-costs must be kept within appropriate limits in order to ensure management stability. Accordingly, efforts have been made to establish loss-cost management techniques. As part of this effort, we have developed risk propagation models, ways to identify failure patterns/project failure scenarios, and other techniques. This paper provides an overview of these techniques, and stresses the importance of engaging in loss-cost management.

Kenji Hatsuda et al., "PMO Information System as a Support of Project Management Office Activities," *Journal of the Society of Project Management* 5(4), 28–31, 2003–08-15 (<http://ci.nii.ac.jp/naid/110003726282>).

According to the increase in recognizing the importance of project management, the project management office (PMO) has also come to play important roles as the organization for project management promotion. Project management needs to be the task to be strategically promoted, and to be systematically deployed by PMO. The roles of PMO are common base developments such as project management procedures, personnel training, and technical developments, as well as the project supports across the organizations. It is effective to build the PMO information system which supports the activities of PMO. This paper focuses on the activities based on practical PMO, and considers of development, utilization, and expected effects of the PMO information system as a support of PMO.

Kichie Matsuzaki, "Hitachi, Ltd. 100th Anniversary Series: Genealogy of the Pioneers (20) Inheriting and Reforming the Heart of Monozukuri at Hitachi: Companywide Activities toward Monozukuri." *Hitachi Review* 92(2), 136–143, 2010-02 ([http://digital.hitachihyoron.com/pdf/2010/02/2010\\_02\\_pioneers.pdf](http://digital.hitachihyoron.com/pdf/2010/02/2010_02_pioneers.pdf)).

Koji Okada et al., "An Analysis Method for Extracting Project Lessons Learned which are Sharable across Business Units." *Journal of the Society of Project Management* 12(6), 21–26, 2010-12-15. (<http://ci.nii.ac.jp/naid/110008592927>)

Improvements of project management activities are desired in every business domain. Sharing project lessons learned across business units can be an effective way to improve project management activities in an enterprise composed of various business units. In order to share project lessons learned across business units, we collected 31 failed project cases analyzed in each business unit from 8 business units, re-analyzed them, and extracted 50 sharable project lessons learned. Moreover, we designed an analysis method to extract sharable project lessons learned that reflects analysis know-how gathered from actually performed re-analysis activities.

Koji Okada et al., "Applying Phase-Gate Management for Diverse Business Types." *Journal of the Society of Project Management* 13(6), 29–34, 2011-12–15 (<http://ci.nii.ac.jp/naid/110009425403>).

Global competition has become harder and harder in every business domain. In order to wipe out unprofitable projects and to improve business profits under such situation, we

started a corporate initiative to deploy phase-gate management, which has produced successful results in leading business unit, into every business unit broadly. At first, the concept of “Hitachi Phase-Gate Management,” which is applicable for diverse business types, was made clear. Then common fundamental enablers, such as (1) operation guides, (2) training materials, (3) phase-gate maturity model, (4) a KPI setting guide, and (5) sharing knowledge contents, are developed/established and provided broadly. Moreover, ten model business units were selected, and supported on both developing their improvement action plans of phase-gate management and performing them. According to the results, improvement of both phase-gate maturity levels and some KPIs were demonstrated in all selected model business units.

Koji Okada et al., “Challenge for Extracting Project Management Knowledge across Business Units.” *In Journal of the Society of Project Management* 10(3), 23–28, 2008-06-15 (<http://ci.nii.ac.jp/naid/110006950594>).

In order to prevent project trouble or to repeat project success, enterprises have developed their own QMS (Quality Management System) for project management. However, these improvement activities are performed in individual business units; obtained knowledge was not shared across business units. In this paper, we describe methodology for extracting and organizing project management knowledge, which is developed through real practice for extracting and organizing them. In particular, we devised fundamental concepts based on commonalities, differences and specialties. Also, we developed a knowledge extracting worksheet, a knowledge description sheet, and a knowledge map as supporting tools, as well as a procedure for extracting and organizing knowledge through three trial cycles of real practice.

Minamino, Toyama, “An Application of Modern Project Management “IT” System Development Projects.” *ProMAC2002*, 2002.

In recent years, each IT system development project has come to be diversified and complicated, and its exploitation is required in the short term. Also, changes to the requests during the development have also increased. IT system projects have characteristics that the whole image of the system cannot be observed as a concrete shape directly, either during or after the development. The authors have attempted the application of modern project management, especially for risk management and scope management in such system development projects. The authors provide some examples on application of modern project management to IT system development projects and describe future aspects on the application of model project management.

Takafumi Kawasaki et al., “Practice Action of Project Managers: The Difference between Highly Competent PM and Moderately Competent PM.” *Proceedings of 13th National Conference of The Society of Project Management*, 2007, 373–377, 2007-03-15 (<http://ci.nii.ac.jp/naid/110007602747>).

Conventionally, the knowledge and skills which effective project managers possess have been the explanation of successful performance. But highly complex situations require professional project managers to create adaptive and useful practices. This practice is referred to as “knowing”; that is, creating new knowledge and adaptive actions. This study analyzed actions of superior project managers and less superior project managers and explained the difference in terms of promoting member’s co-knowing.

Takeshi Yokota et al., “Development of a Contract Risk Assessment Support System(CRARIS),” *Journal of the Society of Project Management* 7(3), 20–25, 2005-06-15 (<http://ci.nii.ac.jp/naid/110003726628>).

A business process necessary to support a contract risk assessment in overseas projects was examined, and ContRAct RiSk assessment support system (CRARIS) that was a knowledge management system concerning the contract risk management was developed. CRARIS is based on a contract checklist made in a legal affairs section, and it characterizes in a presentation of knowhow information that relates to each check item and automatic evaluation of risks according to content

of checklist inputs. Moreover, about 2000 [pieces of] knowhow information has been extracted from hearing results to specialists in an operation division and the legal affairs section, the minutes of the evaluation of actual projects, and so on. In addition, an examination of a business process and an organizational structure effective to evaluate the contract risk was executed.

Takeshi Yokota et al., "Development of a Risk Management System for Construction Projects," *Journal of the Society of Project Management* 8(5), 36–41, 2006-10-15 (<http://ci.nii.ac.jp/naid/110006278350>).

In order to support the risk management of a construction project, we have developed the system which uses progress simulation technology and supports evaluation of the problem of a project and the decision of countermeasures to [the] problem. This system is characterized by having progress evaluation simulation logic, which evaluates detailed progress of each work of a project serially per week. Moreover, it also has the [capability] to take into consideration situations, such as change of working efficiency, and increase the number of workers, in simulation logic. This system was evaluated using the data of an actual project, and the validity of the project evaluation result using the various functions of a system was checked.

This study investigated relations between achievement of project managers and personality, work attitude, type of project activity. The results showed that extroversion, problem consciousness, and learn from others were related to achievement. Concerning to project activity five types of expertise were identified as for normal level contribution managers. Though they fully contributed to their projects, it was revealed that high-level contributors equally and consciously leveled their behavior up to promote organizational evolution.

Takeshi Yokota et al., "Strengthening of Personnel Training Process of Project Managers." *Journal of the Society of Project Management* 15(2), 2013–04-15.

To improve a strike rate of construction projects, we have been developing personnel training process of project managers. We have developed the method which evaluates characteristics of project managers quantitatively. This method has a basic data which consists of replies of about 200 items of questionnaire. It evaluates project manager's characteristics in some viewpoints (project experience, behavioral trait, knowledge, etc.). This method defines the target score of project management work, and by comparing project manager's characteristics with target score, it clarifies their strength and weak points for education. Furthermore, we will support the organization of project formation by evaluating a result of comparison.

Takeshi Yokota et al., "Upgrade of Risk Management Technique for IT System Development Project," *Journal of the Society of Project Management* 14 (3), 25–30, 2012-06-15 (<http://ci.nii.ac.jp/naid/110009495477>).

To support the effective introduction of IT systems, we have constructed a business justification analysis support system for IT system development. It evaluates the benefit of systems, investment effects, risk factors, and the justification of development systems. By using this information, it clarifies the appropriateness and priority level of development investment, and supports the risk management process of development phase. To clarify characteristics of projects more accurately, we classified risk score by considering whether project managers can manage or not. By applying this technique to real projects, we verified that this risk classification technique is effective for project management.

Tomoyuki Aoki et al., "The Case Study of Business Process Reengineering for EPC Project Management." *Journal of the Society of Project Management* 14(6), 5–10, 2012-12-15.

In 2009, the BPR (business process reengineering) project called "D-WBS project" was begun at Hitachi Power Systems Company, and we are driving forward this project's first phase for completion by FY 2013. In the D-WBS project, we would like to achieve the improvement of project management capability by developing a standard management platform which can be used among our business segments. This platform's target is an EPC project that constructs power plant and advanced medical system.

In this paper we first introduce the background and overview of the D-WBS project. Then we explain our project management platform that consists of four domains, a WBS code system, an IT system, an operation standard, and an operational department. We also explain the application methodology of D-WBS code for the EPC project's planning. Finally, we share our BPR approach.

Yoshinobu Uchida, "Development of the Risk Management System for Construction Projects." *ProMAC2011*, 2011.

To support the risk management of construction projects, we have developed a risk management system that identifies project risks and supports decisions on countermeasures to these risks. The risk management system includes a project evaluation system, a risk register, and a risk management web portal. The project evaluation system provides a checklist suitable for a project and supports project evaluation. The risk register provides the worksheet and supports project risks identification and response planning development. The risk management web portal visualizes evaluation results through the project evaluation system. In this paper, we report each subsystem of the risk management system.

Yoshinobu Uchida et al., "An Approach of Knowledge Extraction via Empirical Failure Knowledge in Project Management." *Journal of the Society of Project Management* 12(4), 27–32, 2010-08-15 (<http://ci.nii.ac.jp/naid/110007880184>).

One way to make a project successful is to have an understanding the essence of past experiences. To develop a scheme for learning from the past experiences, it is important to accumulate the valuable knowledge of organization. The knowledge is extracted by analyzing and interpreting it after information obtained from the experience is arranged again. But, it is difficult to derive an objective and profitable knowledge according to the following obstruction factor. (1) The analysis based on superficial or a local situational awareness is done. (2) The consideration of buck-passing work. To solve these problems, we developed causal analytical method including visualization of the decision sequence to support the knowledge extraction, and defined knowledge form to understand knowledge. We evaluate the analytical method and the knowledge form, and show the effectiveness of the knowledge extraction.

Yoshinobu Uchida et al. "Development of a Project Review Technique Employing Risk Propagation Models." In *Proceedings of 24<sup>th</sup> National Conference of The Society of Project Management*, 2014, 105–110, 2014-03-13.

In order to make effective use of knowledge within an organization, it is important to accumulate knowledge on a continuing basis and prevent obsolescence. In this study, we developed a risk-propagation model (RPM)-based project review technique. This entailed creating a model of the processes leading to failures from over 300 events that occurred previously based on data linking causes and effects. In our review technique, a propagation process for risks that may lead to project failure events is prepared based on checklist questionnaire entries in coordination with a checklist-based risk assessment system. By using the results of evaluation and risk propagation models during review, our technique proposes failure scenarios that may derive from questionnaire entries. This technique was applied to a real-world project, and was found to be effective.

Yoshinobu Uchida et al. "Proposal for Risk Management Support Method Using Failure Knowledge." *Journal of the Society of Project Management* 7(6), 3–8, 2005-12-15 (<http://ci.nii.ac.jp/naid/110006278374>).

The failure of projects has a major influence on corporate performance. Many SI enterprises need to rebuild project management. We work on the extermination of the deficit project and are researching the method of using the failure knowledge in project management to aim to prevent the same failure. In this paper, we define *process information for risk* (PIR) as information on the correspondence process on the risk, and propose the method of using the information in the project management process. Advantages of our proposal are the following. (1) PIR is extracted from the periodic report automatically; (2) A past similar case is presented as a

failure case; (3) The project member deliberates [about] measures based on the failure case. It is thought that our proposal can support [preventing] the project from failing from the same cause. Yoshinobu Uchida et al. “Proposal of Failure Prediction Method Employing Loss Cost Generation Mechanisms: Loss-Cost Management for IT Projects.” In *Proceedings of 28th National Conference of The Society of Project Management*, 2016, 45–50, 2016-09-02.

Loss-costs are additional costs incurred as a result of divergence from the original plan. We have been working on loss-cost management with an eye to reducing loss-costs deriving from design reworks and quality improvement work. Loss-cost management requires process improvement and other organization-level work, as well as project-level work to pick up on the signs of failures that may lead to loss-costs in the course of the project’s implementation, and take appropriate measures accordingly. This paper proposes a failure prediction method that entails modeling mechanisms of loss-cost generation based on failure analysis, and presenting possible failure scenarios based on data that is predictive of loss-costs as a means of supporting project-level activities.

Yoshinobu Uchida et al. “Proposal of Utilization of the Failure Experience in Project Management.” In *Proceedings of 15th National Conference of the Society of Project Management*, 2008, 140–143, 2008-03-14 (<http://ci.nii.ac.jp/naid/110007602790>).

Understanding the essence of the failure experience and learning lessons from it are important to creating knowledge. We think that our organization can strengthen the project management by learning from failure experiences in past projects and sharing precepts in the organization. To learn from failure experiences, we should utilize the failure experience in project management.

Our approach assumes the assessment activity by the Project Management Office in an ongoing project. We surveyed on current assessment activity, and found the following issues:

1. How should assessors understand the situation in the project? Not every assessor has the ability to clarify all the aspects in the project. Often an assessor does not have enough information to verify the effectiveness of a countermeasure.
2. How should assessors find the information the project manager needs in the project?

To solve these issues, we defined format to descriptive the situation in the project and search strategy of information the project manager needs.

### 3.4 RTA’S TOP MANAGEMENT SUPPORT FOR PROJECT MANAGEMENT EXCELLENCE

---

Dubai is one of the fastest-growing cities in today’s world, making provision for high-quality infrastructure facilities absolutely imperative. Therefore, providing an advanced transport network for the people of Dubai has been high on the government’s agenda. Several initiatives were launched to enhance the public transport facilities and improve roads across the emirate to make travel safer and smoother, which led to the formation of the Roads & Transport Authority (RTA) by the decree number 17 of the year 2005.

RTA is responsible for planning, designing, construction, operating, and maintaining land transportation system and marine passenger transport system within the emirate of Dubai as well as between Dubai and other emirates of the United Arab Emirates (UAE) and neighboring countries. RTA is tasked to provide an efficient and integrated transport system capable of achieving Dubai’s vision and serving the vital

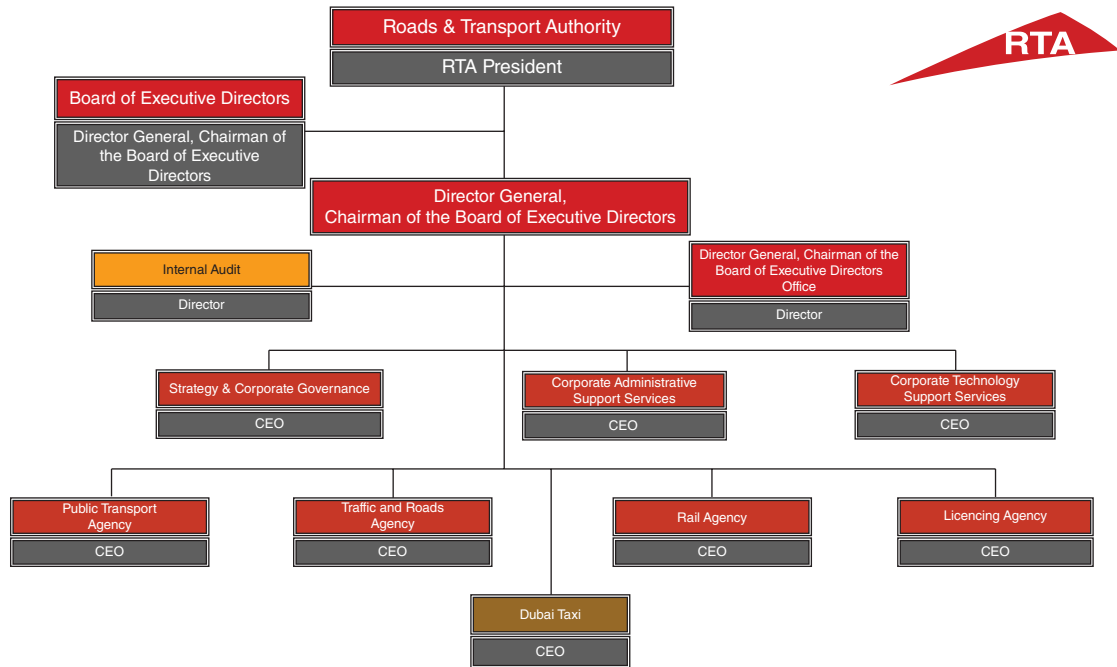


Figure 3–6. RTA organizational chart.

interests of the emirate. RTA is also responsible for preparing legislations and strategic plans related to all types of surface transportation, including school transportation, and developing other integrated transportation solutions that are safe and in line with the emirate’s economic development plans and the highest international standards.

The RTA organizational structure shown in Figure 3–6 is based on the agency model; it has three sectors, four agencies, and one commercial agency including 42 departments, 140 sections, and 300 to 400 projects running during each year.

**Vision** Safe and smooth transport for all.

**Mission** Develop integrated and sustainable transportation systems and provide outstanding service to all stakeholders to support Dubai’s comprehensive growth plans by preparing policies and legislation, adapting technologies and innovative approaches, and implementing world-class practices and standards.

**Corporate Values** In our endeavor to achieve our vision and mission at all levels, we refer to our mutual values that remain our first and prime reference at all times:

- Corporate reputation
- Excellence and success

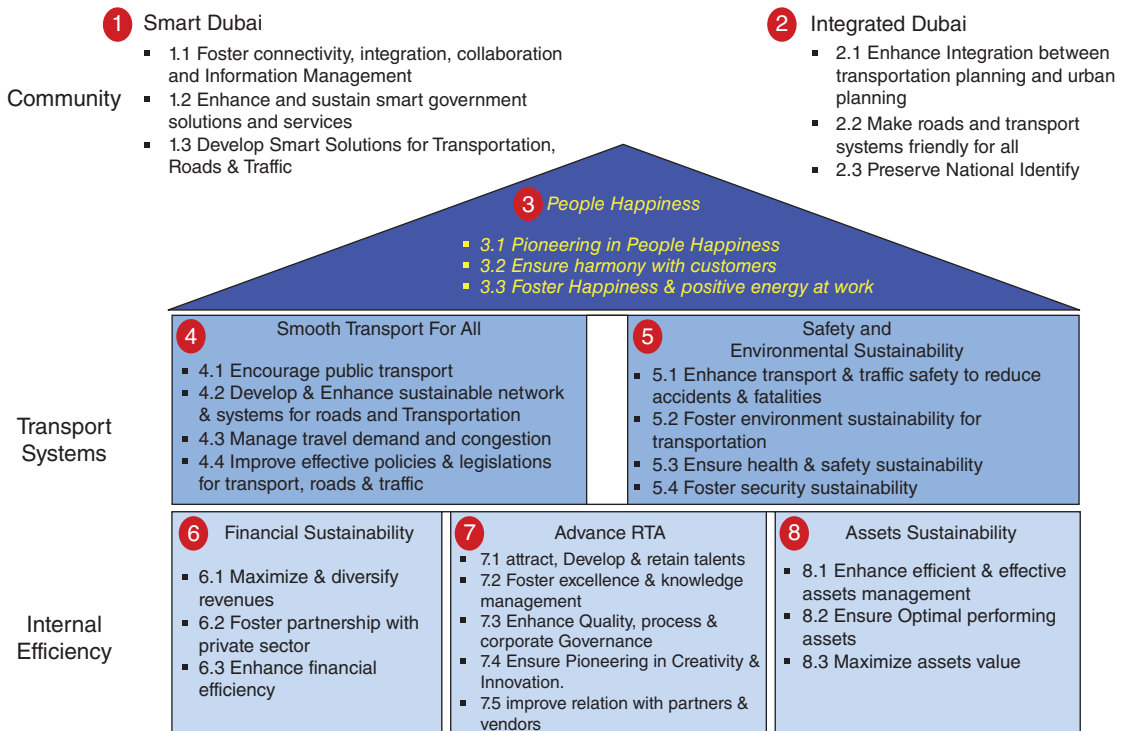
- Leadership and teamwork
- Happiness and positive energy
- Innovation and creativity

**Strategic Goals**

As shown in Figure 3–7, RTA has eight strategic goals, which are:

1. Smart Dubai
2. Integrated Dubai
3. People (stakeholder) happiness
4. Smooth transport for all
5. Safety and environmental sustainability
6. Financial sustainability
7. Advance RTA
8. Assets sustainability

## Goals and Objectives for RTA (2016–2020)



**Figure 3–7.** RTA goals and objectives.

### Levels of PMO Hierarchy

With RTA encompassing eight different and diverse agencies and support sectors, a composite project management office (PMO) governance structure was required including four levels. On the top is the enterprise project management office (EPMO) responsible for the overall governance and maturity of project management, serving as the center of excellence for project, program and portfolio management in RTA. The internal audit department directly reporting to the director general, chairman of the Board of Executive Directors supports EPMO in the governance, audit, and verification requirements. Moreover, strategic planning and portfolio management teams within the Strategic Planning Department provide the technical part of the portfolio and strategy function. EPMO plays multiple roles of governance, support, and excellence.

In the second level comes the Agency Project Management Office (APMO), reporting to the chief executive officer (CEO) of each agency/sector. APMO is the monitoring and governance PMO type. APMOs help the CEOs to monitor all the agency projects, and oversee the Departmental PMOs (DPMOs) in project management awareness, reporting, and compliance. APMO is also the link between EPMO and DPMOs.

At the third level is the DPMO overseeing the departmental projects and supporting the department director to manage and control his projects. The DPMO reports also to the APMO and has minimum direct interaction with the EPMO.

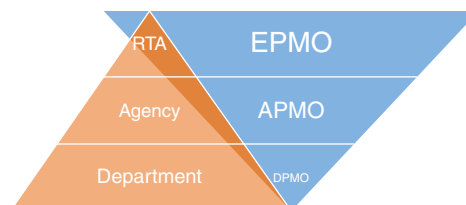
### Top Management Role in Project Management in RTA

Strong sponsorship from top management, a very strong governance structure, and custom-made and mature enablers supported the success of RTA projects. (See Figure 3–8) This section highlights some of those components.

*Developing Project Management Policies and Manuals* Due to the diversity of scope between RTA's agencies and sector, a high-level project, program, and benefits management policies are enforced on RTA level, along with some selected unified processes, templates, and procedures. The detailed methodologies are left for each agency to enforce what is more suitable for its scope and level of maturity.

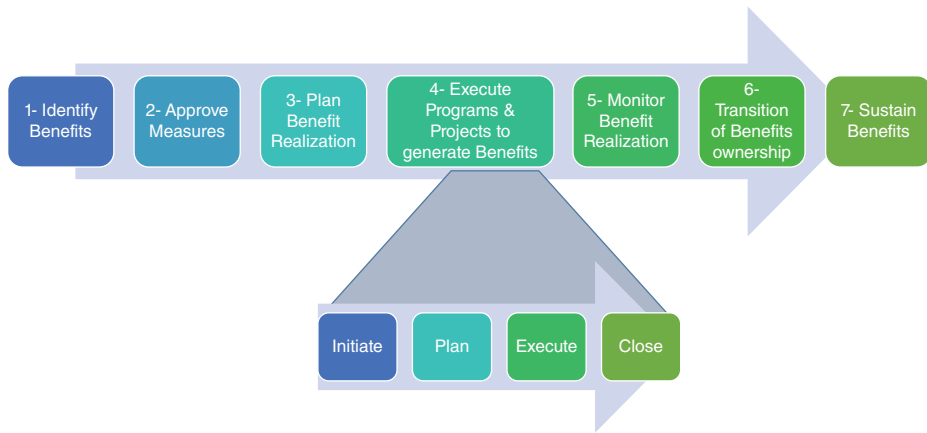
For example, the standard risk register was found suitable for most of the agencies, while the rail agency owning complex and high-technology projects expanded the standard requirements for additional more rigorous project risk management practices. This was allowed by the overarching RTA policy as long as the minimum policy requirements are satisfied.

After several years of successful implementation of its project, program, and portfolio management practices, RTA recently issued a new policy for project benefits



**Figure 3–8.** PMO levels and scope of work in RTA.





**Figure 3–9.** Relation between the benefits management life-cycle and projects life cycle.

realization and currently is working on a detailed manual for the same in order to ensure optimum and sustainable return on investment from its portfolio. Figure 3–9 presents the benefits management life cycle in RTA and its relation to projects life cycle.

*Project Classification and Selection* Due to the large number of projects going on at the same time, a classification and selection mechanism was developed to identify important projects for follow-up and monitoring at the strategic and tactical levels:

- *Strategic level.* Criteria for identification of projects that require top management sponsorship were developed. Based on these criteria, a set of reports, review site visits, and project review meetings, and project forums are periodically updated. The criteria for defining a strategic project can include but is not limited to a combination of project budget, size, complexity, uniqueness, and impact.
- *Tactical level.* During monitoring and controlling, additional factors may be considered, such as:
  - Presence of issues that require top management intervention, lack of proper coordination between different agencies/sectors, notable delay in the project, new project, or remarkable idea, notable achievements, existence of important recommendations in the report
  - High risks without adequate responses
  - Relatively consistent delay trend without considering remain duration of the project

RTA’s project prioritization frame is a systematic, comprehensive, and structured approach that aims at prioritizing projects competing for the same limited resources. All projects are compared against each other in an objective manner based on their alignment with RTA goals and objectives as well as benefits, risks, clarity, budget, duration, and other factors as shown in Table 3–5, where alignment with strategic goals is weighted 70 percent and project risks and benefits are weighted 30 percent.

TABLE 3–5. RTA PRIORITIZATION FRAME

<b>Portfolio Management System (RTA) Goals and Objectives (70%)</b>			
<b>Strategic Goals</b>	<b>Weight</b>	<b>Strategic Objectives</b>	<b>Weight</b>
<b>Smart Dubai</b>	15%	1.1 Foster connectivity, integration, collaboration, and information management	25%
		1.2 Enhance and sustain smart government solutions and services	35%
		1.3 Develop Smart Solutions for transportation, roads, and traffic	40%
<b>Integrated Dubai</b>	15%	2.1 Enhance integration between transportation planning and urban planning	30%
		2.2 Make roads and transport systems friendly for all	50%
		2.3 Preserve national identity	20%
<b>People Happiness</b>	10%	3.1 Pioneering in People (stakeholder) Happiness	35%
		3.2 Ensure harmony with customers	35%
		3.3 Foster happiness and positive energy in work	30%
<b>Smooth Transport for All</b>	15%	4.1 Encourage public transport	40%
		4.2 Develop and enhance sustainable network and systems for roads and transportation	20%
		4.3 Manage travel demand and congestion	20%
		4.4 Improve effective policies and legislations for transport, roads, and traffic	20%
<b>Safety and Environmental Sustainably</b>	10%	5.1 Enhance transport and traffic safety to reduce accidents and fatalities	55%
		5.2 Foster environment sustainability for transportation	25%
		5.3 Ensure health and safely sustainability	5%
		5.4 Foster security sustainability	15%
<b>Financial Sustainability</b>	15%	6.1 Maximize and diversify revenues	25%
		6.2 Foster partnership with private sector	25%
		6.3 Enhance financial efficiency	50%
<b>Advanced RTA</b>	8%	7.1 Attract, develop, and retain talent	30%
		7.2 Foster excellence and knowledge management	20%
		7.3 Enhance quality, process, and corporate governance	20%
		7.4 Ensure pioneering in creativity and innovation	20%
		7.5 Improve relations with partners & vendors	10%
<b>Asset Sustainability</b>	12%	8.1 Enhance efficient and effective assets management	30%
		8.2 Ensure optimal performing assets	45%
		8.3 Maximize asset value	25%
<b>Project Risks and Benefits (30%)</b>			
Clarity of Scope			20%
Project Cost			20%
Project Duration			10%
Project Constraints			15%
Risks			15%
Dependency			5%
Benefit Optimization			5%
Extent and Level of Project Impact			10%

This frame provides a good tool for decision makers to help decide on which projects to assign resources to, which to postpone, and which to remove from the basket.

*Meeting and Report Monitoring* To ensure that projects are running as planned, the director general monitors the important projects through different mechanisms, including:

- Online projects dashboard
- Reports for important projects
- Monthly meetings for important projects
- Bimonthly PMO meeting per sector/agency
- Quarterly overall project achievements report per agency/department
- Quarterly budget performance per agency/department
- Annual overall budget performance per agency

*Follow-Up Actions* RTA employs a strict follow-up system. Whenever a recommendation/instruction is made, the director general's office keeps following up with concerned parties until the matter is closed. In the case of any delay or issues, the matter is escalated to the proper level as required.

The same applies for internal audit and quality checks, where we have a strong culture that no pending or overdue recommendations should exist unless there is a good and valid reason. This ensures that everyone is responsible for enhancing and enriching the continuous improvement efforts. Everyone knows that when any recommendation is approved, then we can consider it done.

*On the Ground* The RTA director general sets aggressive deadlines for consultants, contractors, and subcontractors. Moreover, he makes sure that they are meeting deadlines by conducting regular site visits.

In site visits, the status is checked on the ground, and progress and issues are validated with different project stakeholders. Site visits are mandated at all management levels to ensure real involvement and participation.

Usually, major decisions are taken during site visits, including drastic actions, including replacing the project manager or the contractor or subcontractor.

### **Project Management Information Systems**

RTA uses a state-of-the-art electronic organizational project management system (OPMS). The OPMS covers the full cycle from portfolio prioritization and project selection to project closing. OPMS is also a repository of project information, documents, and lessons learned. It is a single-stop application for project managers, where project information, plans, progress, and lessons learned can be entered and retrieved.

OPMS enables project managers to communicate information with other enterprise tools including the enterprise risk tool, vendor prequalification, procurement systems, enterprise dashboards, performance management system, Email Exchange, and financial planning and payment systems.

It also provides dashboards and reports for decision support to the different levels of management in RTA. There were several predecessors to the currently used OPMS. The current version has been in operation for over two years, and it is under continual development to enhance the current performance and add new functions.

### **Top Management and Megaprojects**

RTA always has a clear vision about these megaprojects; the vision cascaded to all levels of the project management hierarchy and to all parties involved in the project including the consultants, the contractors, the subcontractors, the operator as well as the safety assessors. Examples of top management vision for such megaprojects are described next. (Pictures of the achievements described can be seen at [www.rta.ae](http://www.rta.ae).)

### **Dubai Metro**

The accuracy of delivery of RTA for Dubai Metro was 09/09/09 9:9:9. Dubai Metro is the first metro in the Gulf region and the longest automated driverless metro in the world, according to the 2010 *Guinness Book of World Records*.

Dubai Metro included 75 kilometers of route and 47 stations with a total budget \$8.1 billion and used 160 subcontractors, more than 30,000 workers, and three tunnel boring machines. The first phase was inaugurated as planned on 09-09-09.

Although the economic conditions of 2008 and 2009 were not in favor of the building and delivery of a megaproject, Dubai leaders supported the project delivery and put their full trust in RTA to deliver this unique project a difficult time. Moreover, the project was successfully delivered.

Due to its nature, the Dubai Metro project covered many diverse disciplines. The Dubai Metro's impact spreads over several fields including the economic, social, and political arenas. Moreover, the project's impact is not limited to its immediate surroundings (in this case, the emirate of Dubai), but it also extends to cover the entire country of the UAE.

On the opening of the Dubai Metro, His Highness Sheikh Mohammad bin Rashid Al Maktoum, vice president and prime minister of the UAE and ruler of Dubai, emphasized the importance of the project: "The [Metro] project is Emirate's socioeconomic future." It can be even argued that the Dubai Metro has had a regional impact since it inspired other countries in the region, including Saudi Arabia and Qatar, to start building their own metro systems.

### **Dubai Tram**

The first of its kind in the world, Dubai Tram!

RTA is known all over the region for the timely completion of its projects. An example is the Dubai Tram Project or, as it is known internally, Program 11. Program 11 was inaugurated on November 11, 2014, with 11 kilometers of track, 11 stations, 11

trams, and 11 buildings in the depot. The project was delivered using 20 specialized subteams, 100 subcontractors, 400 engineers, 660 specialized technicians, and about 6,000 workers with zero fatalities.

Dubai Tram is the first tram in the world with platform screen doors and air-conditioning stations, the first tram in the world with automatic stops on the platform, and the first tram in the world with electrical feeds from the ground along the entire track.

The choice of a tram as the mass transportation system in the crowded area of the Dubai Marina was subject to many studies and required a brave decision from the board of directors to select the tram against other, less costly and less risky solutions. We are now very proud to have our famous Dubai Tram live and working, representing one of the very brightest images of Dubai.

### **Dubai Canal—The New Face of Dubai**

November 9, 2016 . . . on this day Dubai completed a new project that redefined its map, gave it a new face, and added another dimension, enriching its lifestyle and reaffirming it as the “Pearl of the World.”

The Dubai Canal is another one of Dubai’s unique programs, which created new waterfronts, opportunities, and tourism and amusement areas. RTA managed Dubai Canal, although it is not entirely a core business project, The government of Dubai chose RTA due to the project’s complexity and tight schedule.

In view of the massive nature, complexities, and challenges of the project, RTA used a clear packaging strategy and works were divided into five contracts. Four main contractors were been appointed in addition to 60 subcontractors, and the project employed about 4,600 workers. The total cost of 3.7 billion dirhams for the channel full, on the extension of 12 kilometers, starting from Dubai Creek, until the Arabian Gulf.

These packages were overseen by a program management team that succeeded in delivering the project, located in the heart of Dubai, without affecting the traffic or the life of Dubai citizens.

This project will have numerous positive impacts including improving the water quality in Dubai Creek, Business Bay, and Dubai Water Canal by 33 percent. It will further enhance the position of Dubai as a unique destination for tourism, lift Dubai’s international competitiveness, increase the value of land and properties, and enhance the role of marine transport.

Completion of the canal was not easy. Teams worked around the clock, tens of important stakeholders were coordinated, a huge amount of inhabited land was acquired; and vendors were replaced due to below-expectations performance. All these issues were symptoms of the huge stakeholder management efforts required by this program.

One of memorable days was the opening of the Dubai Canal, at a celebration attended by Dubai leaders and the focus of local and international media.

### **Ethad Museum**

The RTA Authority was honored by the trust given by H.H. Sheikh Mohammed bin Rashid Al Maktoum to oversee the building of the Ethad Museum, located beside the Union House, which witnessed the signing of the of the union of the UAE in 1971.

The museum is a landmark documenting the success of the UAE union experience. It will act as a civilizational beacon that will be visited by citizens, residents, and tourists to learn about the stages and challenges of the establishment of the union. The museum highlights union achievements to instill the value of the union in the hearts of citizens and the next generations.

In regard to its historical importance, the Etihad Museum project gained the support and patronage of His Highness Sheikh Mohammed bin Rashid Al Maktoum. RTA was eager to carry out the directives of the Advisory Council of the Etihad Museum headed by His Excellency Mohammed Al Mur, hiring international companies from the United States and Canada to take part in the designing and establishing of the museum.

The design of the museum underwent several stages until the final design, which was approved by His Highness Sheikh Mohammed bin Rashid Al Maktoum, was selected. The museum was constructed underground and linked with the hospitality palace and the Union House through stairs and elevators from the underground level. Key elements surrounding the historical site were preserved as they were in 1971.

The Etihad Museum, as His Highness Sheikh Mohammed bin Rashid Al Maktoum stated, “represents one of our national achievements, it is a landmark, a rich experience to learn about the source for our national drive.”

The entrance of the new museum is designed in the shape of a manuscript with seven columns that simulate the pen used to sign the declaration. The museum includes permanent and temporary halls, a theater, an educational area, a recreational area, administrative offices, and parking areas. It contains eight permanent galleries in addition to a temporary gallery to exhibit items from international museums.

## **Main Characteristics of RTA Leadership**

The traits that led RTA projects to success can be classified into seven categories of leadership excellence:

### **1. Vision**

The clear vision of H.H. Sheikh Mohammad Bin Rashid Al Maktoum for the future of Dubai inspired us to develop our own vision for RTA in general and for the megaproject in particular. We demonstrated a strong and clear vision of 09/09/09 for the metro, 11/11/14 for the tram, and 09/11/2016 for Dubai Canal.

We never accepted any change to the project completion dates. Through perseverance and insistence, the vision was cascaded to all levels of the project management hierarchy. The vision was embraced by all parties involved in the project including consultants, contractors, subcontractors, operator, and safety assessors. With everyone focused on the same vision, each and every party always found ways to keep the projects on track.

### **2. Trust and teamwork**

We have absolute trust in the teams working with us. Moreover, we selected team leaders who believed in the vision and who were honest and not afraid to admit their mistakes. We promoted a team culture based on trust and cooperation and formed strong, well-balanced teams with motivated leaders.

### 3. Influence

We managed to influence all the players in the different projects at all levels. This approach succeeded with the chairpersons of major corporations as well as the project engineers of the smallest subcontractors working on the projects. With strong influence, we managed to get the subcontractors to meet deadlines that were almost impossible to achieve, the consultant staff to develop extremely creative solutions to insurmountable problems, and everyone else to work around the clock. Without this influence, the project would have never been completed on time.

### 4. Technical management

We adopted a self-learning approach where we knew our limitations, admitted what we did not know, asked the experts, and never stopped or shied away from asking. We also used mind maps to ensure that all the important issues were considered for every facet of the project. Moreover, we insisted on having both short- and long-term plans for solving every problem. We also developed alternative plans as well as alternative staff members.

### 5. Right decisions at the right time

We always tried to make the right choices at the right time. Major decisions included the decision to personally take over project leadership whenever needed or to bring in external experts to assess the project status and advise on the best way forward to completion. Some other examples included decisions to replace some of the contractor's station managers in Metro Dubai and some of the subcontractors' engineers. Other examples of right decisions were the formation of teams, rotation of site staff, and on-the-spot rewards.

### 6. Momentum, control, and follow-through

We kept the project momentum going by sheer willpower and energy. We continuously set progressive and aggressive deadlines for the consultants, contractors, and subcontractors. Moreover, we met with all the key players on a regular basis. We did not wait until the end date of each task to follow-up but made sure that work was on track at multiple points along the way.

### 7. Attitude

In business situations, we always adopt a positive, no-nonsense, can-do attitude. On the Metro project, this attitude was one of the cornerstones of project success. Every other party on the project adapted this can-do attitude, and this resulted in our ability to overcome some problems and obstacles that at the time seemed insurmountable.

We would not take no for an answer and always pushed consultants, contractors, and subcontractors to resolve issues as soon as possible. We always challenged the majority opinion. We believed that the majority opinion could be swayed by only one individual.

### 8. Innovation and out-of-the-box thinking

As part of RTA's vision is to deliver "safe and smooth transport for all," innovation is one of the major pillars. RTA's Innovation strategy is to:

- Lead in the field of mobility/transport at regional and international levels.
- Excel in our service to our stakeholders in all we do.
- Create social, financial, environmental, and customer impact by solving the challenges that arise in the service of providing "safe and smooth transport for all."

RTA recognizes that there are three core types of innovation: incremental, substantial, and breakthrough (or radical). Each of these innovation types demands a different model for managing and delivering innovation, and considers a different level of effort

RTA identifies innovation within these four fields:

1. Business model innovation focuses on how an organization creates, sells, and delivers value to its customers and other wider stakeholders.
2. Leadership and management innovation focuses on the adoption of leading practices of leadership and culture of innovation as well as the development of management programs and systems related to administrative and corporate governance.
3. Operations and processes innovations stress the development and enhancement of operations, mechanisms, and methodologies that serve customers and facilitate services accessed by customers and improve internal efficiencies.
4. Product and service innovation relates to the development of new and/or improvements in existing products and services.

### **Push for Knowledge Sharing**

One of the main pillars of RTA's success was the belief in the value and importance of knowledge sharing. In addition to traditional knowledge-sharing practices like training, mentoring, subject matter expert practices, newsletters, and intranet-based knowledge sharing and interactions, several innovative initiatives were introduced by RTA. In this section, we highlight five initiatives: the Dubai International Project Management Forum (DIPMF), the Project Management Community of Practice (PMCP), Masharei, published case studies, and the Hamdan Bin Mohamed Award for innovation in project management.

### **Dubai International Project Management Forum**

The Dubai International Project Management Forum (DIPMF) is held annually under the patronage of H.H. Sheikh Hamdan bin Mohammed bin Rashid Al Maktoum, Crown Prince of Dubai and Chairman of the Dubai Executive Council. The event is organized by RTA in cooperation with the Dubai Electricity & Water Authority (DEWA), Emaar Properties, and the Project Management Institute (PMI).

With global economies growing at a massive scale, numerous projects are being launched, managed, and operated every year. Such expansion has rendered the discipline of project management instrumental in streamlining the business process in public and private entities. As project complexity and interconnectedness increase, organizations have recognized the importance of program and portfolio management to ensure full coordination between various projects toward realizing their common objectives and maximizing their returns. These management practices lay a strong foundation to leverage game-changing technologies and solutions in how businesses, economies, and governments operate. The farsightedness of RTA's leaders compelled them to develop and continue DIPMF as a platform for knowledge sharing and collaboration. Their vision is to advance the project management discipline and harness its powers for the efficient delivery of value to the community spanning the spectrum from local to international.



The forum focuses not only on project management in engineering and technological capacities but also sheds light on other nontraditional sectors, such as sport, health care, education, criminal investigation, hospitality, media, and filmmaking, among others. While aiming to highlight diversity in project management, it touches on a number of key themes at the core of this discipline including leadership, change management, innovation, enterprise project management, and public-private partnerships.

This initiative stems out of the eagerness of Dubai to play a pivotal role in leading the development drive across the region and establishing the essential ingredients for leveraging industry based on sound scientific bases aligned with the highest standards and practices. It showcases Dubai as the leading city in the project management industry, whose success in this field is epitomized in adopting top-notch international standards in a series of megaprojects that have gained global accolades. The results-oriented leaders of RTA built DIPMF on strong foundations of factual achievements in internationally acclaimed projects that amassed a sizable body of knowledge, replete with best practices and lessons learned.

The 2016 forum had five keynotes presented by world-class thought leaders, four discussion panels, and 21 parallel sessions that discussed different key themes in international project management, such as governance, benefits realization, sustainability, cross-cultural collaboration and implementing public-private initiatives, future cities, and infrastructure, among others key topics. In attendance were more than 1,400 project managers, directors, and executives from 36 different countries.

### **Project Management Community of Practice**

As talent management is one of the most critical enablers of organizational success, RTA developed a large number of training programs and development activities covering skills, strategy, and certifications on various levels. Moreover, RTA's director general and chairman of the board and PMI's president and CEO launched a Project Management Community of Practice (PMCP) jointly in September 2013. PMCP is an informal practice community managed by EPMO to facilitate knowledge exchange between project management practitioners in RTA, introducing different types of activities.

Three cycles of PMCP activities (from 2013 to 2016) showed great success as demonstrated by the number of activities, the level of stakeholder satisfaction, and increased participation from employees in setting and updating the corporate project management policies.

More than 40 events were involved; a very enthusiastic environment from the team and the members was noticed and confirmed by satisfaction surveys. All members now are eager to see the plan for the coming year.

### **Case Studies and Papers**

RTA constantly develops and shares real case studies from its projects to share the knowledge and cultivate the culture of knowledge sharing in the project management industry. Our case studies are printed and shared in DIPMF and RTA major events,

shared with universities in Dubai to use as teaching materials for project management students, and used internally to transmit project knowledge.

**Masharei**

Masharei is not only a training program but also a very special custom-designed program to address the knowledge and talent of different project management career tracks in RTA. The program concludes with an assessment, designed and monitored by a third party, that leads to the first-of-its-kind accreditation in the UAE and maybe in the region: the Masharei training and accreditation program.

The Masharei program was designed and implemented in coordination with one of the pioneer training organization, the International Institute for Learning (IIL). Guided by the new PMI® talent triangle, the program covers core PMI® certification training, business, and leadership skills.

The first graduation from the Masharei program was scheduled for the first quarter of 2017. The first of its kind in the region, this program is considered a major change in project management training/certification in the region.

**Hamdan Bin Mohamed Award**

RTA recently launched Hamdan Bin Mohamed Award for innovation in project management (for more information, see <http://www.hbmaipm.com/>) (Table 3–6).

*Vision*

- Achieve a world-class reputation for Dubai through innovations in project management,
- Establish Dubai as a hub for project management.
- Align with UAE Vision 2021.

*Goals*

- Discover innovations in project management.
- Reward innovation in project management.

**TABLE 3–6. AWARD CATEGORIES**

Award Categories	Criteria
<b>Individuals:</b> Innovative project manager award Innovative PMO manager award	Innovation in management (methodology and tools) Innovation in governance and benefits realization (rules and processes) Innovation in project team formation
<b>Teams:</b> Innovative project team	Innovation in knowledge transfer (approach and tools) Innovation in communication (approach and tools) Innovation in technology utilization
<b>Innovative Ideas (of Organizations):</b> Innovative project management idea Innovative program management idea Innovative portfolio management idea	Innovation during any phase of project/program/portfolio management Innovation in management practices and methodologies Innovation in technology utilization

- Encourage innovation in project management.
- Promote innovation in project Management
- Enable innovation in project management.

*Target Audience*

- The international community of project management professionals and specialists, individuals, teams, and organizations involved with management of projects, programs, or portfolios.

**Summary**

From the success story of RTA, we can come to five conclusions:

1. Strong leadership is probably the most important factor in the successful completion of projects.
2. All projects need motivated leaders who embrace excellence and empower their teams.
3. Leaders of megaprojects must have the ability to recognize the need for change and manage the changes in the most effective and efficient manner possible.
4. Project leaders must face and deal with several dilemmas including but not limited to:
  - a. Seeing the big picture and the important details at the same time.
  - b. Innovating and maintaining stability.
  - c. Being firm yet flexible.
5. For projects to succeed, the project leader must possess, display, and apply these characteristics of leadership excellence:
  - a. A clear, robust and unwavering vision is probably the most important point for leadership success in the project. However, having the vision is not enough. It must be cascaded and communicated to all parties in the project. When all parties embrace the vision, they always find ways to realize it.
  - b. Trust and teamwork must prevail, with project leaders having trust in the team and the team having absolute trust in the leaders and the vision. Leaders must be honest in reporting and not afraid to admit their mistakes.
  - c. Several publications define leadership as influence. This cannot be more true than in the leadership of megaprojects. The megaproject leader should have the willpower and ability to influence all the major players on the project, from the chairpersons of large corporations to the project engineers of small subcontractors.
  - d. Leaders of megaprojects must have sufficient technical knowledge to manage the projects. If leaders do not possess the technical knowledge, they must develop a self-learning approach where they are not shy about asking experts for information. From technical knowledge stems leaders' ability to develop short- and long-term plans as well as alternative plans for each and every situation.
  - e. Megaproject leaders must make the right decisions at the appropriate time. This requires leaders to be constantly aware of project dynamics and progress of different components. The leaders' decisions can range from major decisions to change project scope to minor decisions to change the finishing materials in a small part of the project.

- f. Leaders must maintain momentum, control, and follow-through at all times throughout the project. Progressive deadlines need to be set for all the major contractors and subcontractors to keep the momentum going. Regular follow-up meetings must be held to ensure that every party is fulfilling its obligations and that the project remains on track. Multiple sources of information must be used to ensure the accuracy of information. In addition, multiple expert opinions must be solicited to be able to make the right decisions.
- g. Megaproject leaders must adopt a positive, no-nonsense, can-do attitude. This type of attitude, when cascaded down and embraced by all parties in the project, will work miracles and ensure that the project is successful. Leaders of megaprojects must also possess a risk-taking attitude.

Finally, all of the above would have not been achieved without solid executive sponsorship from the Dubai government and its leadership. All of this was achieved via consistent communication of plans, progress, and achievement with government executives, which led to an amazing level of support for RTA projects.

### 3.5 INTEL CORPORATION AND “MAP DAYS”

---

The introduction of project management methodologies several decades ago was structured around end-of-phase or gate reviews. A typical methodology would have about four or five gate reviews, and each gate review was mainly an examination of the trends in budgets and schedules from which a go or no-go decision would be made. Companies found it difficult to cancel or even redirect a troubled project and preferred to let projects go through to completion in case a miracle would occur.

There were many project management horror stories where executives would identify the assumptions and constraints for a given project. Sometimes not all assumptions and constraints were identified, and, to make matters worse, project managers would assume that these would not change over the life of the project. Then, at project completion, people would become upset that the deliverables no longer satisfied the firm’s strategic business objectives.

Several years ago, Intel introduced a concept called “Map Days,” which, among other characteristics, included periodic review of the project toward desired business objectives.<sup>19</sup> For many companies, Intel’s “Map Days” was a vision of the future of project management performance review practices. It showed interested parties that tracking other items, such as changes in assumptions and constraints, are just as important as tracking time and cost.

Today, many of the characteristics of “Map Days” are being used in techniques such as agile and Scrum as well as in traditional project management practices. Agile and Scrum use short time blocks, called sprints. At the end of each time block, the direction of the project can be reviewed for possible course changes. Many of the concepts of Intel’s “Map Days” are still being used by companies but perhaps by a different name.

---

19. For more information, see Harold Kerzner, *Advanced Project Management: Best Practices on Implementation*, 2nd ed. (Hoboken: Wiley, 2004), pp. 115–116.

### 3.6 APPLE COMPUTER AND CELL PHONES ---

For decades, written reports were the prime method for project performance reporting. The reports were time-consuming and costly to prepare. Decision making was often predicated on the timeliness of the report. Without frequent reports, decisions were made based on best guesses rather than facts or evidence.

The introduction of the cell phone opened the door for real-time status reporting. Project managers could now update the status of their project on cell phones (or, today, any mobile device) and transmit the data to just about any location in the world.

Decision making is now based on evidence and facts and can be done in real time. Today's cell phones can display images and metrics that can be easily read. For many companies, cell phones accompanied by social media software can significantly reduce the cost of written reports as well as the number of meetings and costly travel expenses.

### 3.7 THE LIGHT AT THE END OF THE TUNNEL ---

Most people seem to believe that the light at the end of the tunnel is the creation of an enterprise project management (EPM) methodology, either flexible or inflexible, that is readily accepted across the entire organization and supports the need for survival of the firm. Actually, the goal should be to achieve excellence in project management, and the methodology is the driver for this. According to a spokesperson at AT&T, excellence can be defined as:

A consistent project management methodology applied to all projects across the organization, continued recognition by our customers, and high customer satisfaction. Also, our project management excellence is a key selling factor for our sales teams. This results in repeat business by our customers. In addition, there is internal acknowledgment that project management is value-added and a must have.

While there may be some merit to this belief that excellence begins with the creation of a methodology, other elements must be considered, as shown in Figure 3–10. Beginning at the top of the triangle, senior management must have a clear vision of how project management will benefit the organization. The two most common visions are for the implementation of project management to provide the company with a sustained competitive advantage and for project management to be viewed internally as a strategic competency.

Once the vision is realized, the next step is to create a mission statement, accompanied by long- and short-term objectives that clearly articulate the necessity for project management. As an example, look at Figure 3–11. In this example, a company may wish to be recognized by its clients as a solution provider rather than as a supplier of products or services. Therefore, the mission might be to develop a customer-supported EPM methodology that provides a continuous stream of successful solutions for customers whereby customers treat the contractor as a strategic partner rather than as just another supplier. The necessity for the EPM methodology may appear in the wording of both the vision statement and the mission statement.

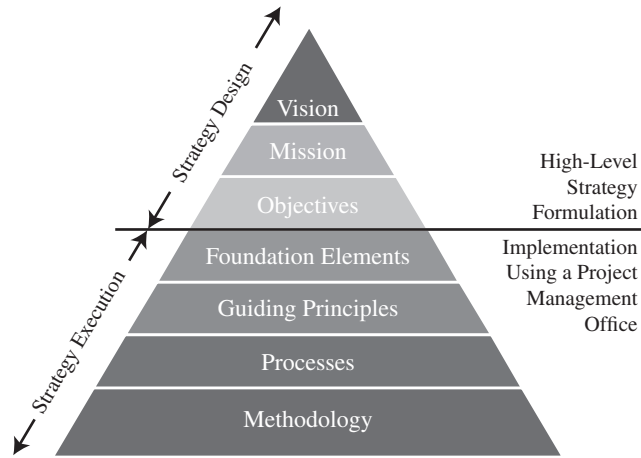


Figure 3–10. Enterprise project management.



Figure 3–11. Identifying the mission.

Mission statements can be broken down into near- and long-term objectives. For example, as seen in Figure 3–12, the objectives might begin with the establishment of metrics from which we can identify the critical success factors (CSFs) and the key performance indicators (KPIs). The CSFs focus on customer satisfaction metrics within the product, service, or solution. The KPIs are internal measurements of success in the use of the methodology. The CSFs and KPIs are the drivers for project management to become a strategic competency and a competitive advantage. Notice also in the figure that the CSFs and KPIs can be based on best practices.

The top three levels of the triangle in Figure 3–10 represent the design of the project management strategy. The bottom four levels involve the execution of the strategy beginning with the foundation elements. The foundation elements are the long- and short-term factors that must be considered perhaps even before beginning with the development of an EPM methodology (Table 3–7). While it may be argumentative as to which factors are most important, companies seem to have accelerated to excellence in project management when cultural issues are addressed first.

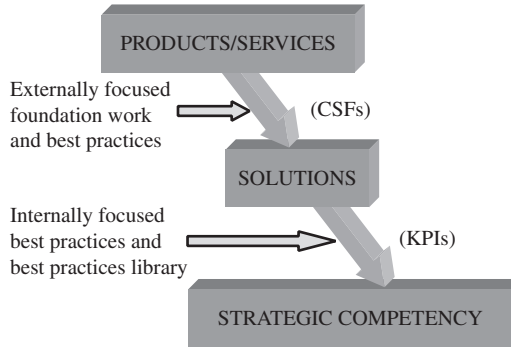


Figure 3–12. Identifying the metrics.

TABLE 3–7. FOUNDATION ELEMENTS

Long Term	Short Term
Mission	Primary and secondary processes
Results	Methodology
Logistics	Globalization rollout
Structure	Business case development
Accountability	Tools
Direction	Infrastructure
Trust	
Teamwork	
Culture	

To achieve excellence in project management, first the driving forces that mandate the need for excellence must be understood. Once the forces are identified, it is essential to be able to identify the potential problems and barriers that can prevent successful implementation of project management. Throughout this process, executive involvement is essential. In the following sections, these points will be discussed.

### 3.8 PURSUIT HEALTHCARE ADVISORS

There is a mistaken belief that excellence in project management mandates a complex methodology, with volumes of subplans and forms. Although the requirements within the industry where it is used determine the level of complexity, excellence is achieved in how the methodology is used and supported by senior management. Even the simplest, easiest-to-use methodologies can lead to project management excellence.

©2017 by Pursuit Healthcare Advisors. All rights reserved. Section 3.8 was provided by Marc Hirshfield, Partner, and Michael J. Gwardyak, PMP, Service Line Vice President, Pursuit Healthcare Advisors. ©2017 by Pursuit Healthcare Advisors. All rights reserved.

Pursuit Healthcare Advisors are working with the most forward-thinking healthcare executives to improve efficiency and productivity, to make more with less, and to enhance the quality of healthcare delivery. Pursuit utilizes a project management approach entitled ProVantage, which is continuously updated by the Pursuit Project Management Office (PMO). The PMO methodology has a great deal of flexibility for client customization and includes both project management and agile best practices.

## **Project Management Methodology**

Experience has taught us that having committed project management resources for the PMO and continuously improved flexible methodologies are the key to delivering a project on time and on budget.

To ensure success, Pursuit provides professional services from interim PMO director to certified program and project managers. A brief description of Pursuit's project management resources, including key deliverables, follows.

*Program Management:* This executive leadership role provides direction, oversight, and control. The program manager builds relationships with executive leadership at the client's organization as appropriate and reports directly to the chief information officer. The program manager is responsible for ensuring that there is an established governance board and that the board provides achievable objectives for the program against which they will deliver. He/she also facilitates risk identification and mitigation, budget management, issues management, and communications at the senior levels. The program manager focuses on tighter integration between constituents and ensures that the client's organization meets or exceeds its own business goals with regards to the project.

*Project Management:* The project manager provides centralized management of all plans, controls, milestones, deliverables, and resources in accordance with the client's organization. The project manager utilizes Pursuit's methodology and toolset, ProVantage, to document, track, and manage all aspects of this endeavor.

*Deliverables:* Pursuit plans, manages, develops, and implements the following deliverables according to mutually agreed on schedules and responsibilities. The Pursuit consultant:

- Provides status reports each week that document progress against milestones, accomplishments during the reporting period, challenges and issues, and next steps.
- Provides education and foundation review of Pursuit's ProVantage Program and project management methodology.
- Provides monthly program reviews to the designated stakeholders and project personnel as requested. These reviews summarize progress, issues, risks, and recommendations
- Provides quarterly performance assessment reviews with Pursuit senior management.

In addition to our professional services, Pursuit delivers a customized and adaptable project management methodology. Based on the principles and concepts of the PMI's best practices, Pursuit has developed and deployed our proprietary ProVantage methodology and Web-based toolkit. Our ProVantage solution is the cornerstone of



our consulting offerings. We provide the services and tools to create a sustainable PMO through a tactical approach that helps organizations build the necessary tools, methodology, and processes to support a consistent and repeatable approach to managing projects. We have developed a proven methodology and accompanying PMO templates to get a PMO running in a timely and cost-efficient way.

Pursuit has deployed the concepts of ProVantedge in all project management initiatives since our inception. ProVantedge guides our internal and external practices and methodologies. Our confidence in ProVantedge led us to submit the methodology to PMI for review and permission to become a certified registered education provider (REP). It was with great pleasure that in the fall of 2016, PMI certified ProVantedge as aligning with the latest PMI standards, and now Pursuit is aligned with PMI as a certified REP.

Based on the standards and best practices of PMI, Pursuit has created a flexible and customizable online methodology tool for project managers. ProVantedge offers a standardized set of phases, activities, and templates that align to PMI knowledge areas. These embody the major stages of managing a project:

- Project Initiation
- Project Planning
- Project Execution and Control
- Project Closing

Each stage or phase of the project is supported by specific tasks that contain a companion article describing best practices and sage advice from our certified project managers responsible for consistently updating the content. In addition to the detailed article, each task has an embedded customizable template to support the PMO.

A CSF for running projects is the ability to blend a scalable project management methodology with the vendor's implementations approach. ProVantedge allows health-care organizations to have a proven methodology taking advantage of best practices, processes, and tools that is customizable enough to scale to any health information system. Pursuit can work with any organization to blend the ProVantedge offering with a proprietary implementation methodology to build a solid foundation for managing projects.

The power of our ProVantedge solution is the scalability and seamless integration into any vendor's project management processes. Rather than using standard templates offered by the vendor that may not meet current standards or are not customized to fit the organization, those templates can be enhanced and blended into ProVantedge to become a powerful project management tool.

Once ProVantedge is blended with the specific tools and templates to meet the organization's needs, the methodology can be published to a secure site for easy access and retrieval. Our solution will be accessible by all project team members throughout the organization. This allows all project documentation to follow a standard template, whether we are tracking project milestones, risks, issues, budget, communication plans, or any tools required for a successful implementation. Pursuit's goal is to eliminate vendor- and client-specific templates from the start of the project to facilitate a standard document template plan from start to finish.

Following the standardization of the project templates, Pursuit project managers can work with the project leadership team to create a strong document management plan. This will include the posting, updating, and retrieval of project documentation. The document management plan is based on a collaborative approach that allows enabled individuals to access, update, and retrieve documents in real time when needed. The approach will eliminate the need and confusion that typically comes from e-mailing and storing documents to sites where all individuals do not have access. This will also allow project leadership to quickly and accurately view project dashboards, risks, and issues without worry that they are not seeing the most recent information.

The final phase of the analysis is the creation of a project management analysis dashboard indicating current processes, areas for improvement, risks, and recommendations for improving project management methodology.

## Quality Oversight

Pursuit makes quality service delivery our top priority, and it is one of our most important core values. Having processes for managing issues to a satisfactory resolution is central to our ability to deliver top-quality services to our clients. In addition to the maintenance of a formal issues log, tracking and communicating issues, risks, and concerns via weekly meetings and status reports, we also utilize our ongoing quality management processes to proactively identify, communicate, address, and escalate as appropriate issues. Our goals are to partner with organizations to effectively support the end users, address identified concerns, and mitigate risk areas in advance.

Examples of routine quality measures that we take are listed next.

### *Regular Status*

- Request ticket reviews
- Open-incident listing/status
- Open/upcoming activity review

### *Management Report*

- Project overview
- Operational updates
- Resource utilization metrics
- Service level reviews (uptime, response levels)
- Change control/canagement statistics
- Incident and RCA review
- Ongoing documentation:
  - Incident reports
  - Root cause analysis reports
  - Maintenance calendar
  - Client change practices document

The Pursuit-assigned project manager is responsible for providing quality oversight throughout the duration of the project life cycle. Oversight duties include regularly scheduled meetings with client and vendor staff, reviews of each status report, reviews

of client deliverables, and conducting formal project reviews on a quarterly basis. Additionally, the project manager and members of the Pursuit leadership team meet with the client leadership team at least quarterly to review the results of our oversight effort, discuss any areas of concern, and outline plans to resolve any issues that need to be addressed.

A formal executive project review is executed by Pursuit six weeks into the initiative and every 30 days thereafter. The review is completed by the client executive sponsor and assigned project manager in conjunction with a Pursuit service line vice president or partner. The review is in presentation format and allows the client and Pursuit to ensure the quality and execution of the support initiative is meeting expectations. This important step delivers the foundation for a mutual understanding of the support initiative risks, including:

- Delivers a vital opportunity to compare client executive sponsors' and Pursuit's expectations and enables us to address differences before issues arise.
- Provides executive sponsors and support initiative management teams with a thorough understanding of the support services plan and its potential risks, ensuring the support initiative is delivering to schedule and deliverables have been approved and produced and changes were properly managed.
- Increases confidence in the project management plan with a proactive approach to controlling and mitigating risks confirming that the support initiative is on track.

### 3.9 MANAGING ASSUMPTIONS

---

Whenever we discuss the journey to excellence, people expect to see a chronology of events as to how the company matured in project management. While this is certainly important, there are other activities that happen that can accelerate the maturity process. One such factor is an understanding of the assumptions that were made and a willingness to track the assumptions throughout the project. If the assumptions were wrong or have changed, then perhaps the direction of the project should change or it should be canceled.

Planning begins with an understanding of the assumptions. Quite often, the assumptions are made by marketing and sales personnel and then approved by senior management as part of the project selection and approval process. The expectations for the final results are based on the assumptions made.

Why is it that, more often than not, the final results of a project do not satisfy senior management's expectations? At the beginning of a project, it is impossible to ensure that the benefits expected by senior management will be realized at project completion. While project length is a critical factor, the real culprit is changing assumptions.

Assumptions must be documented at project initiation using the project charter as a possible means. Throughout the project, the project manager must revalidate and challenge the assumptions. Changing assumptions may mandate that the project be terminated or redirected toward a different set of objectives. The journey to excellence must

include a way to revalidate assumptions. The longer the project, the greater the chance that the assumptions will change.

A project management plan is based on the assumptions described in the project charter. But there are additional assumptions made by the team that are inputs to the project management plan. One of the primary reasons that companies use a project charter is that project managers are brought on board well after the project selection process and approval process are complete. As a result, project managers need to know what assumptions were considered.

### 3.10 MANAGING ASSUMPTIONS IN CONSERVATION PROJECTS—WWF ---

In 2005, in collaboration with other conservation organizations,<sup>20</sup> WWF-World Wide Fund for Nature (WWF), agreed upon and began to roll out a set of Standards for Conservation Project and Programme Management (the “Programme Standards”).<sup>21</sup> These Standards are rooted in a long history of project and programme planning and management within WWF, across other conservation organizations, and in other disciplines. The Programme Standards are designed to help project managers and staff describe what they intend to conserve, identify their key assumptions, develop effective strategies, measure their success, and then adapt, share, and learn over time.

#### **Adaptive Management and Challenges in Conservation Projects**

Although there exists significant research and documentation on project management in the private sector, the principles of which apply equally to the nonprofit sector, conservation projects face additional challenges. Beyond the usual processes of project execution and control, conservation projects must operate amid significant uncertainty and complex systems influenced by biological, political, social, economic, and cultural factors.

In defining the project context, conservationists must consider uncertainty on the status of biodiversity, on the functioning of ecological systems, and on how humans bring about changes to the ecological systems and are in turn affected by them. Similarly, when designing interventions aimed at improving the status of biodiversity, conservation projects face challenges in selecting amongst a number of untested strategies, in knowing which will be the most effective, and in measuring and communicating the impact of these strategies. All of this takes place in the context of limited human and financial resources, information, and political capital, and increased calls for transparency and impact from the donors and governments supporting the projects.

---

Section 3.10 provided by WWF. Any reproduction in full or in part of this section must mention the title and credit WWF as the copyright owner. © text 2017 WWF—World Wide Fund For Nature (also known as World Wildlife Fund). All rights reserved. Material was provided by William Reidhead, MSc, formerly Manager, Advisor, Design and Impact (Monitoring), Conservation Strategy and Performance Unit, WWF.

20. The WWF Programme Standards are closely based on the Open Standards for the Practice of Conservation developed by the Conservation Measures Partnership, a partnership of 11 conservation organizations working together to seek better ways to design, manage, and measure the impacts of their conservation actions ([www.conservationmeasures.org](http://www.conservationmeasures.org)).

21. For more information on the WWF Programme Standards, please visit [www.panda.org/standards](http://www.panda.org/standards).

As a result, the WWF Programme Standards follow an experimental approach to managing conservation projects, integrating project definition, design, management, and monitoring to systematically test assumptions in order to adapt and learn. The adaptive management process requires that project teams explicitly identify the assumptions under which they are operating and systematically test each assumption to see if it holds in their project context. This provides a method for making more informed decisions about strategies, testing the effectiveness of strategies used, and learning and adapting to improve strategies.

Described below are two tools that are recommended best practice within the WWF Programme Standards and are key for determining and managing project assumptions.

### Conceptual Models

A *conceptual model* (variously known as a problem tree or map of the problematic) is a diagram representing a set of assumed causal relationships between factors that are believed to impact one or more of the biodiversity targets (species or habitats) that the project aims to conserve. A good conceptual model should explicitly link biodiversity targets to the direct threats impacting on them and the indirect threats and opportunities influencing the direct threats. It will also highlight the assumptions that have been made about causal relationships and will advise paths along which strategic activities can be used to positively influence these relationships. In summary, a conceptual model portrays the present situation at the project site and provides the basis for determining where project teams can intervene with strategic activities. Note that each arrow connecting two boxes in Figure 3–13 indicates causality and represents an assumption that can be tested.

### Results Chains

Conservation project teams implement strategies that they believe will contribute to conserving the biodiversity in their site but may not formally state their assumptions about exactly how the strategy will lead to threat reduction and conservation of biodiversity. In fact, it is likely that they have many implicit assumptions—assumptions which may even differ across team members and project partners—about how their strategies will contribute to achieving conservation. If these assumptions are not made explicit, however, they cannot be tested nor can their validity be determined over time.

A *results chain* is a tool that clarifies these assumptions, a diagram that maps out a series of causal statements that link factors in an “if ... then” fashion. Results chains help teams to specify and model their theories of change. In some organizations, results chains are also termed “logic models” or “solutions trees.” The results chains are built from the conceptual model, and as shown in Figure 3–14, are composed of a strategy (a group of activities), desired outcomes, and the ultimate impact that these results will have on the biodiversity target. A goal is a formal statement of a desired impact on a biodiversity target, and an objective is a formal statement of a desired outcome, frequently the reduction of a threat.

In this manner, a well-constructed results chain will provide a project with a set of strategic activities to be executed on the ground, as well as goals and objectives, in short, a conservation action plan. Results chains also provide the basis for financial/operational

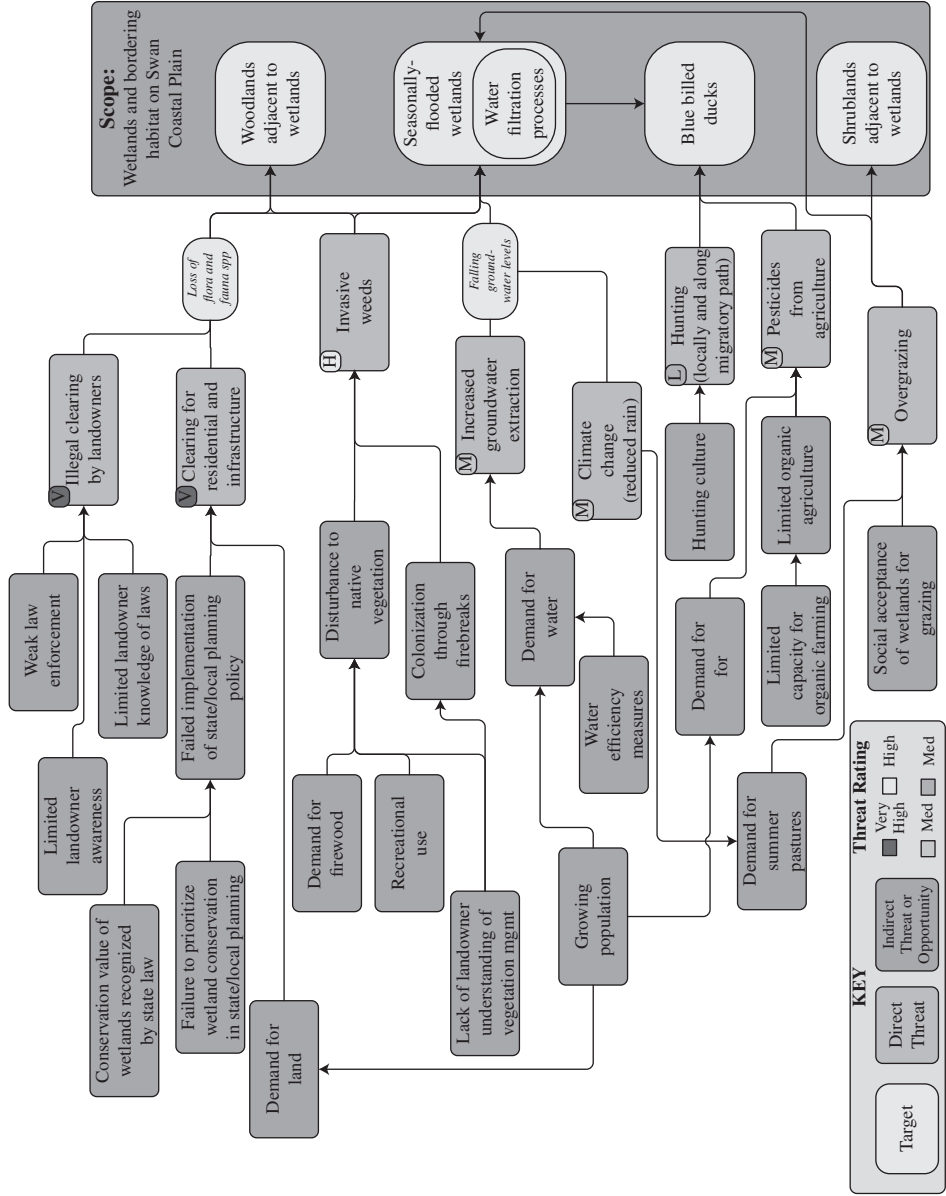


Figure 3-13. Example (simplified) of a conceptual model for Swan Coastal Plain in southwest Australia.

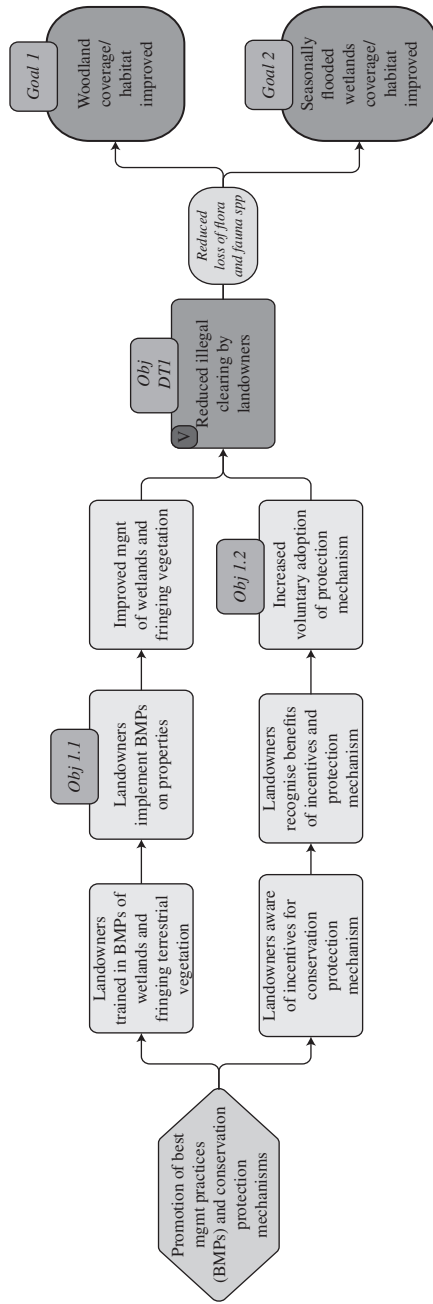


Figure 3-14. Example (simplified) of a results chain for Swan Coastal Plain in southwest Australia.

plans, as well as for formulating indicators and monitoring and control plans. In addition to elucidating assumptions and developing plans for project execution, conceptual models and results chains are both useful tools for monitoring and control during project implementation, for assessing impact, and for diagnosing any bottlenecks that may arise.

It is worth noting that the above two tools fall within the WWF Programmes Standards planning steps known as Define and Design. These steps also include other tools for assessing the viability of biodiversity targets, for ranking threats to biodiversity, for analysis of stakeholders, for assessing risks, etc. Further steps include best practices for Implementation, for Analysing results and Adapting plans, and for Sharing.

### 3.11 PROJECT GOVERNANCE

---

Most companies begin the journey to excellence with the development of a project management methodology. The purpose of the methodology is not only to provide a road map of how to proceed but also to provide the project manager with necessary and timely information for decision making. Decision making requires some form of governance, and too often this need for governance is discovered late in the journey toward excellence.

A methodology is a series of processes, activities, and tools that are part of a specific discipline, such as project management, and designed to accomplish a specific objective. When the products, services, or customers have similar requirements and do not require significant customization, companies develop methodologies to provide some degree of consistency in the way that projects are managed. These types of methodologies are often based on rigid policies and procedures.

As companies become reasonably mature in project management, the policies and procedures are replaced by forms, guidelines, templates, and checklists. These provide the project manager more flexibility in how to apply the methodology to satisfy a specific customer's requirements and leads to a more informal application of the project management methodology.

Today, we refer to this informal project management approach as a framework. A framework is a basic conceptual structure that is used to address an issue, such as a project. It includes a set of assumptions, concepts, values, and processes that provide the project manager with a means for viewing what is needed to satisfy a customer's requirements. A framework is a skeleton support structure for building the project's deliverables.

Frameworks work well as long as the project's requirements do not impose severe pressure on the project manager. Unfortunately, in today's chaotic environments, this pressure appears to be increasing because:

- Customers are demanding low-volume, high-quality products with some degree of customization.
- Project life cycles and new product development times are being compressed.
- Enterprise environmental factors are having a greater impact on project execution.



- Customers and stakeholders want to be more actively involved in the execution of projects.
- Companies are developing strategic partnerships with suppliers, and each supplier can be at a different level of project management maturity.
- Global competition has forced companies to accept projects from customers that are all at a different level of project management maturity.

These pressures tend to slow down the decision-making processes at a time when stakeholders want the processes to be accelerated. This slowdown is the result of:

- The project manager being expected to make decisions in areas where he or she has limited knowledge
- The project manager hesitating to accept full accountability and ownership for projects
- Excessive layers of management being superimposed on top of the PMO
- Risk management being pushed up to higher levels in the organization hierarchy
- The project manager demonstrating questionable leadership ability

These problems can be resolved using effective project governance. Project governance is actually a framework by which decisions are made. Governance relates to decisions that define expectations, accountability, responsibility, the granting of power, or verifying performance. Governance relates to consistent management, cohesive policies and processes, and decision-making rights for a given area of responsibility. Governance enables efficient and effective decision making to take place.

Every project can have different governance even if each project uses the same EPM methodology. The governance function can operate as a separate process or as part of project management leadership. Governance is designed not to replace project decision making but to prevent undesirable decisions from being made.

Historically, governance was provided by the project sponsor. Today, governance is most frequently by committee. Membership of the committee can change from project to project and industry to industry. Membership may also vary based on the number of stakeholders and whether the project is for an internal or external client.

### **3.12 SEVEN FALLACIES THAT DELAY PROJECT MANAGEMENT MATURITY \_\_\_\_\_**

All too often, companies embark on a journey to implement project management only to discover that the path they thought was clear and straightforward is actually filled with obstacles and fallacies. Without sufficient understanding of the looming roadblocks and how to overcome them, an organization may never reach a high level of project management maturity. Their competitors, in contrast, may require only a few years to implement an organization-wide strategy that predictably and consistently delivers successful projects.

One key obstacle to project management maturity is that implementation activities are often spearheaded by people in positions of authority within an organization. These people often have a poor understanding of project management yet are unwilling to attend training programs, even short ones, to capture a basic understanding of what is required to successfully bring project management implementation to maturity. A second key obstacle is that these same people often make implementation decisions based on personal interests or hidden agendas. Both obstacles cause project management implementation to suffer.

The fallacies affecting the maturity of a project management implementation do not necessarily prevent project management from occurring. Instead, these mistaken beliefs elongate the implementation time frame and create significant frustration in the project management ranks. The seven most common fallacies are explained here.

**Fallacy 1: Our ultimate goal is to implement project management.** Wrong goal! The ultimate goal must be the progressive development of project management systems and processes that consistently and predictably result in a continuous stream of successful projects. A successful implementation occurs in the shortest amount of time and causes no disruption to the existing work flow. Anyone can purchase a software package and implement project management piecemeal, but effective project management systems and processes do not necessarily result. Furthermore, successfully completing one or two projects does not mean that only successfully managed projects will continue.

Additionally, purchasing the greatest project management software in the world cannot and will not replace the necessity of people having to work together in a project management environment. Project management software is not:

- A panacea or quick fix to project management issues
- An alternative for the human side of project management
- A replacement for the knowledge, skills, and experiences needed to manage projects
- A substitute for human decision making
- A replacement for management attention when needed

The right goal is essential to achieving project management maturity in the shortest time possible.

**Fallacy 2: We need to establish a mandatory number of forms, templates, guidelines, and checklists by a certain point in time.** Wrong criteria! Project management maturity can be evaluated only by establishing time-based levels of maturity and by using assessment instruments for measurement. While it is true that forms, guidelines, templates, and checklists are necessities, maximizing their number or putting them in place does not equal project management maturity. Many project management practitioners—me included—believe that project management maturity can be accelerated if the focus is on the development of an organization-wide project management methodology that everyone buys into and supports.

Methodologies should be designed to streamline the way the organization handles projects. For example, when a project is completed, the team should be debriefed to capture lessons learned and best practices. The debriefing session often uncovers ways to minimize or combine processes and improve efficiency and effectiveness without increasing costs.

**Fallacy 3: We need to purchase project management software to accelerate the maturity process.** Wrong approach! Purchasing software just for the sake of having project management software is a bad idea. Too often, decision makers purchase project management software based on the bells and whistles that are packaged with it, believing that a larger project management software package can accelerate maturity. Perhaps a \$200,000 software package is beneficial for a company building nuclear power plants, but what percentage of projects require elaborate features? Project managers in my seminars readily admit that they use less than 20 percent of the capability of their project management software. They seem to view the software as a scheduling tool rather than as a tool to proactively manage projects.

Consider the following example that might represent an average year in a mid-size organization:

- Number of meetings per project: 60
- Number of people attending each meeting: 10
- Duration of each meeting: 1.5 hours
- Cost of one fully loaded man-hour: \$125
- Number of projects per year: 20

Using this information, the organization spends an average of \$2.25 million (U.S.) for people to attend team meetings in one year! Now, what if we could purchase a software package that reduced the number of project meetings by 10 percent? We could save the organization \$225,000 each year!

The goal of software selection must be the benefits to the project and the organization, such as cost reductions through efficiency, effectiveness, standardization, and consistency. A \$500 software package can, more often than not, reduce project costs just as effectively as a \$200,000 package. What is unfortunate is that the people who order the software focus more on the number of packaged features than on how much money using the software will save.

**Fallacy 4: We need to implement project management in small steps with a small breakthrough project that everyone can track.** Wrong method! This works if time is not a constraint. The best bet is to use a large project as the breakthrough project. A successfully managed large project implies that the same processes can work on small projects, whereas the reverse is not necessarily true.

On small breakthrough projects, some people will always argue against the implementation of project management and find numerous examples why it will not work. Using a large project generally comes with less resistance, especially if project execution proceeds smoothly.

There are risks with using a large project as the breakthrough project. If the project gets into trouble or fails because of poorly implemented project management, significant damage to the company can occur. There is a valid argument for starting with small projects, but the author's preference is for larger projects.

**Fallacy 5: We need to track and broadcast the results of the breakthrough project.**

Wrong course of action! Expounding a project's success benefits only that project rather than the entire company. Illuminating how project management caused a project to succeed benefits the entire organization. People then understand that project management can be used on a multitude of projects.

**Fallacy 6: We need executive support.** Almost true! We need *visible* executive support.

People can easily differentiate between genuine support and lip service. Executives must walk the walk. They must hold meetings to demonstrate their support of project management and attend various project team meetings. They must maintain an open-door policy for problems that occur during project management implementation.

**Fallacy 7: We need a project management course so our workers can become PMP® credential holders.\*** Once again, almost true! What we really need is lifelong education in project management.

Becoming a PMP® credential holder is just the starting point. There is life beyond the *PMBOK® Guide*. Continuous organization-wide project management education is the fastest way to accelerate maturity in project management.

Needless to say, significantly more fallacies than discussed here are out there, waiting to block your project management implementation and delay its maturity. What is critical is that your organization implements project management through a well-thought-out plan that receives organization-wide buy-in and support. Fallacies create unnecessary delays. Identifying and overcoming faulty thinking can help fast-track your organization's project management maturity.

### 3.13 MOTOROLA

---

"Motorola has been using project management for well over 30 years in 2005," according to a spokesperson at Motorola. The forces that drove the company to recognize the need to become successful in project management were

increasing complexity of projects coupled with quality problems, and schedule and cost overruns, which drove senior management to seek an alternative management solution to what previously existed. A chronology of what Motorola did early on to get where it is today as well as some of the problems encountered are as follows:

- 1995: Hire a director of project management
- 1996: First hire project managers—formal role definition and shift in responsibilities for scheduling and ship acceptance
- 1998: Formal change control instituted—driven by project managers

---

\*PMP is a registered mark of the Project Management Institute, Inc.

- 1998: Stage gates rolled out and deployed across all projects
- 2000: Deployment of time-tracking tool
- 2001: Deployment of a more formal resource tracking
- 2002: Improved resource planning and tracking
- 2004: Project cost accounting

Initially, program management was viewed as an overhead activity, with engineering managers reluctant to give up program control and status communication. It was only through senior management commitment to formal project management practices that a PMO was created and roles and responsibilities shifted. Full engineering management acceptance did not occur until after several years of project management demonstrating the value of structured program management practices which resulted in consistent on-time product delivery. These include formal, integrated, and complete project scheduling, providing independent cross-functional project oversight, communicating unbiased program status, coordinating cross-functional issue resolution, and the identification and management of program risks. Later, project management responsibilities increased to include other key areas such as customer communications, scope control and change management, cost containment, and resource planning.

Executive support was provided through sponsorship of the development of the program management function. The reporting structure of the function has been carefully kept within an appropriate area of the organization, ensuring independence from undue influences from other functional areas so that objective and independent reporting and support would be provided.

### 3.14 TEXAS INSTRUMENTS

---

A critical question facing companies is whether the methodology should be developed prior to establishing a project management culture. Companies often make the fatal mistake of believing that the development of a project management methodology is the solution to their ailments. While this may be true in some circumstances, the excellent companies realize that people execute methodologies and that the best practices in project management might be achieved quicker if the focus is on the people rather than the tools. One way to become good at project management is to develop a success pyramid as shown in Figure 3–15. Every company has its own approach as to what should be included in a success pyramid.

Texas Instruments recognized the importance of focusing on people as a way to accelerate project success. Texas Instruments developed a success pyramid for managing global projects. The success pyramid is shown in Figure 3–16. A spokesperson at Texas Instruments describes the development and use of the success pyramid for managing global projects at Texas Instruments:

By the late 1990s, the business organization for sensors and controls had migrated from localized teams to global teams. I was responsible for managing 5–6 project managers

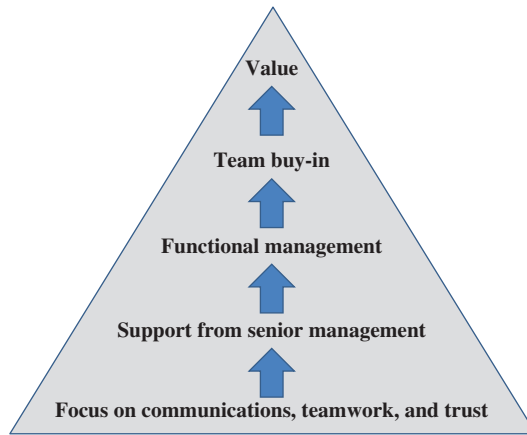


Figure 3–15. Success pyramid.



Figure 3–16. Texas Instruments success pyramid.

who were in turn managing global teams for NPD (new product development). These teams typically consisted of 6–12 members from North America, Europe, and Asia. Although we were operating in a global business environment, there were many new and unique difficulties that the teams faced. We developed the success pyramid to help these project managers in this task.

Although the message in the pyramid is quite simple, the use of this tool can be very powerful. It is based on the principle of building a pyramid from the bottom to the top. The bottom layer of building blocks is the *foundation* and is called “understanding and trust.” The message here is that for a global team to function well, there must be a common bond. The team members must have trust in one another, and it is up to the project manager to make sure that this bond is established. Within the building blocks at this level, we provided additional details and examples to help the project managers. It is common that some team members may not have ever met prior to the beginning of a project, so this task of building trust is definitely a challenge.

The second level is called “sanctioned direction.” This level includes the team charter and mission as well as the formal goals and objectives. Since these are virtual teams that often have little direct face time, the message at this level is for the project manager to secure the approval and support from all the regional managers involved in the project. This step is crucial in avoiding conflicts of priorities from team members at distant locations.

The third level of the pyramid is called “accountability.” This level emphasizes the importance of including the values and beliefs from all team members. On global teams, there can be quite a lot of variation in this area. By allowing a voice from all team members, not only can project planning be more complete but also everyone can directly buy into the plan. Project managers using a method of distributed leadership in this phase usually do very well. The secret is to get people to transition from attitude of obligation to a willingness of accepting responsibility.

The next level, called “logistics,” is where the team lives for the duration of the project and conducts the day-to-day work. This level includes all of the daily, weekly, and monthly communications and is based on an agreement of the type of development process that will be followed. At Texas Instruments, we have a formal process for NPD projects, and this is usually used for this type of project. The power of the pyramid is that this level of detailed work can go very smoothly, provided there is a solid foundation below it.

Following the execution of the lower levels in the pyramid, we can expect to get good “results,” as shown in the fifth level. This is driven in the two areas of internal and external customers. Internal customers may include management or may include business center sites that have financial ownership of the overall project.

Finally, the top level of the pyramid shows the overall goal and is labeled “team success.” Our experience has shown that a global team that is successful on a one- to two-year project is often elevated to a higher level of confidence and capability. This success breeds added enthusiasm and positions the team members for bigger and more challenging assignments. The ability of managers to tap into this higher level of capability provides competitive advantage and leverages our ability to achieve success.

At Texas Instruments, the emphasis on culture is a best practice. It is unfortunate that more companies do not realize the importance of this.

### 3.15 HEWLETT-PACKARD: RECOGNIZING THE NEED ---

Since 1992, Hewlett-Packard’s management made the decision to focus on developing maturity and excellence in project management. A new group of dedicated project resources was formed within the Services organization and given the charter to

become professional project management “experts.” Hewlett-Packard (HP) established an aggressive project management training program as well as an informal “mentor” program, where senior project managers would provide guidance and direction for the newly assigned people. In addition to the existing internal training courses, new project management courses were developed. When necessary, these courses were supplemented by external programs that provided comprehensive education on all aspects of project management. Efforts to achieve industry-recognized certification in project management became a critical initiative for the group.

HP recognized that demonstrating superior project management skills could expand its business. In large, complex solution implementations, project management was viewed as a differentiator in the sales process. Satisfied customers were becoming loyal customers. The net result was additional support and product business for HP. HP recognized also that its customers either did not have or did not want to tie up their own resources, and it was able to educate customers in the value of professional project management. Simply stated, if HP has the skills, then why not let HP manage the project?

According to Jim Hansler, PMP, project manager at HP, the following benefits were obtained:

First, we are meeting the implementation needs of our customers at a lower cost than they can achieve. Second, we are able to provide our customers a consistent means of implementing and delivering a project through the use of a common set of tools, processes, and project methodologies. Third, we are leveraging additional sales using project management. Our customers now say, “Let HP do it!”

HP recognized early on that it was no longer in the business of selling only products but more in the business of providing “solutions” to its customers. HP sells solutions to its customers whereby HP takes on all of these responsibilities and many more. In the end, the customer is provided with a complete, up-and-running solution without the customer having to commit significant company resources. To do this successfully and on a repetitive basis, HP must also sell its outstanding project management capabilities. In other words, customers expect HP to have superior project management capability to deliver solutions. This is one of the requirements when customers’ expectations are the driving force.

Mike Rigodanzo, former senior vice president, HP Services Operations and Information Technology, stated:

In the services industry, how we deliver is as important as what we deliver. Customers expect to maximize their return on IT investments from our collective knowledge and experience when we deliver best-in-class solutions.

The collective knowledge and experience of HP Services is easily accessible in HP Global Method. This integrated set of methodologies is a first step in enabling HPS to optimize our efficiency in delivering value to our customers. The next step is to know what is available and learn how and when to apply it when delivering to your customers.

HP Global Method is the first step toward a set of best-in-class methodologies to increase the credibility as a trusted partner, reflecting the collective knowledge and



expertise of HP Services. This also improves our cost structures by customizing pre-defined proven approaches, using existing checklists to ensure all the bases are covered and share experiences and learning to improve Global Method.

HP clearly identifies its project management capabilities in its proposals. The following material is an example of what typically is included in HP proposals.

### **HP Services' Commitment to Project Management      Why HP Services Project Management**

HP Services considers strong project management a key ingredient to providing successful solutions to our customers. Our project managers are seasoned professionals with broad and deep experience in solutions, as well as managing projects. Our rigorous business processes make sure you are satisfied. A program roadmap provides an overall architecture of the project lifecycle while senior HP Services management conduct regular progress reviews to ensure quality. Our world-class project management methodology combines industry best practices with HP's experience to help keep everything on track. Our knowledge management program enables project managers and technology consultants to put our experience around the globe to work for you.

### **PM Processes and Methodology**

HP Services uses rigorous processes to manage our programs. The Program Roadmap provides an overall architecture for the project lifecycle. It includes the Solution and Opportunity Approval and Review (SOAR) process that approves new business as well as conducts implementation progress reviews to ensure quality and resolve problems quickly.

HP Services' project management methodology uses industry best practices with the added value of our experience implemented through web-based technology to allow quick updates and access throughout the world. It has over 20,000 web pages of information available to support our project teams. The methodology includes extensive knowledge management databases such as lessons learned and project experience from prior engagements that our project managers can use to help in managing their projects.

## **3.16 HEWLETT-PACKARD: THE JOURNEY AND THE OBSTACLES** \_\_\_\_\_

When a company can recognize the driving forces for excellence in project management and understands that project management potentially could be needed for the survival of the firm, good things can happen quickly for the betterment of both the company and its clients. Doug Bolzman, Consultant Architect, PMP, ITIL Expert at Hewlett-Packard, describes the forces affecting project management success and some of the problems they faced and overcame. Doug's comments are based on his experiences and lessons learned while implementing frameworks and best practices in client environments and are not a reflection of HP directly.

For clients, our organization is involved in the consulting, strategy setting, mentoring/facilitating, and training activities to implement a framework, process, or environment at their site. All of our implementations include the basic project management principles, as professed in the *PMI PMBOK® Guide*.

Bolzman discusses the significant emotional events that he has experienced in client environments:

- Loss of market share
- Not knowing the baseline timing or budgets for projects, thus not knowing if they are doing good or poorly
- Not having the ability for speed to market
- Understanding that there is much bureaucracy in the organization due to no design of a single project management capability

He discusses three specific problems that were encountered:

Problem 1: Management not knowing or understanding the relevance of full-time, professionally trained and certified project management staff. This problem generated several business symptoms that were removed once the root cause of the problem was eliminated. To remove this problem, management needs to analytically understand all of the roles and responsibilities performed by project management, the deliverables produced, and the time required. Once they understand it is a significant effort, they can start to budget and plan for the role separate from the work at hand.

One manager was convinced that the engineering team was not working at the capacity they should until it was demonstrated that the amount of project management work they were required to perform was over and above their engineering responsibilities. Since the work was distributed to every engineer, their overall output was reduced. The leader of the engineering team demonstrated the roles and the time commitments that were project management related for the executive to assign the role to a full-time project manager. The output of the team was restored to expected levels.

Problem 2: Everyone is overworked, and there is no time to implement a project management discipline. Since this is a common problem, the way to work around this situation is to generate a tactical Project Management Governance Board to determine the standards, approaches, and templates that will be considered “best practice” from previous projects and leveraged to future projects. To not place additional scope or risk to existing projects, they are grandfathered from the new standards. As a project charter and team are generated, they are trained and mentored in the new discipline. The Governance Board meets when needed to approve new project management structures and measure conformance by project managers.

Problem 3: Project managers were working at a higher level of maturity than the organization can benefit. Project managers often use all the tools and templates at their disposal to manage a project but are [unaware] of the client’s level of business maturity. For such cases, the saying goes, “That manager is using 30 pounds of project management to manage a 10-pound project.” If the client is in an unstable, ever-changing environment, the project manager spends most of the time formally administering change management, adjusting all of the appropriate costing tools, and does not further the project. To remedy this situation, guidelines must be given to the project managers to balance the level of project management maturity to the client’s business environment. This is done while working with the client to demonstrate how the maturity of the business environment costs additional time, money, and resources.

With regard to the role of executives during project management implementation, Bolzman commented:

Many executives take a mild “management commitment” role during the implementation since project management and framework implementations are foundational capabilities and are not recognized as market facing, revenue generating, or exciting. Usually the executive approves a low-budget plan where the majority of resources are absorbed from the organization. I attended a kickoff meeting last week where the sponsor told the team that he did not expect the effort to be successful or change the culture. The team wondered if the sponsor was providing motivation by instituting a challenge.

Executives understand business language and do not tolerate or listen to project management techno talk. Executives are results oriented, and if the project teams can simply translate the environment into business terms, create a business cast for incremental improvements to provide business value, the executive will be receptive to assist. If the executives are expected to generate the strategy or plan for improvement or to define project management’s role within the organization, the implementation will fail.

The majority of implementation success comes from the immediate business leaders and the project managers themselves who are tired of the status quo and want to implement improvements.

A big indicator of understanding the level of management commitment prior to the start of the project is to ask the leader to provide the format for how they want the team to document the business case for the investment needed for the project. When they ask for clarification, ask them what criteria they will use to base their decision, such as:

- Business value (improving how the overall business operates, achieving business unit objectives)
- Financial value (decision purely based on cost and staying within a cost threshold)
- Quality value (conformance to requirements and standards reflected in an audit)
- Integration value (ability to support an end-to-end delivery model and maintain operational levels)
- Client value (customer satisfaction indicators, voice of the customer surveys)
- Return on investment (financially based where the returns are larger than the cost)
- Increased market share

The criteria they use for justifying the release will give you the indicator as to what is important to them and how they will support the project. Many times the criteria chosen is not a personal choice, but the criteria for how they are measured. The project criteria may mirror their objectives for acquiring their next bonus, such as team efficiency, staff size (increase or decrease), growth, and cost reductions.

As for the chronology of events, Bolzman continues:

When planning for the implementation of a framework, such as the implementation of a project, change, or release management (all using project management disciplines), we have learned that the organization needs to progress through a series of organizational milestones. An example is shown in the “Organizational Milestones” table [Table 3–8]. The chronology is similar to a person who decides they need to lose weight. The person first makes the determination due to an event, such as clothes getting tight, people’s observations, or health issues. Then the person realizes a cultural change is required, and if they are

TABLE 3–8. ORGANIZATIONAL MILESTONES

Milestone	Activity	Value
1. Establish governance board structure	Develop all participants' roles and responsibilities for implementing the improvements.	Implementing of a working "best practice" governance structure. All roles integrated and approved.
2. Governance assignments	The sponsor's (executives) name who will play each role, assigning accountability and authorization.	Executives establish priority through assignments. Everyone is trained in their role; expectations are set.
3. Generation of attributes	The attributes describe the requirements, standards, capabilities, and metrics that will be used to define the improvements and measure the results.	Improvement is measurable, not emotional. Team can demonstrate value in business terms.
4. Generation of improvement plan	Incremental plans for improvement are generated based on a maturity model or business improvement objectives.	The environment is improved based on the speed the organization can afford. Plans can be adjusted based on business changes.
5. Implementation	Each implementation is a release of the environment, is measured, and demonstrates business value.	Improvements are realized incrementally. Business invests incrementally, based on need.

not willing to change behavior, they will not lose weight. The person has to encounter the "significant emotional event" for them to justify the discomfort of the change of behavior, such as exercising, not eating at night, or changing food types. For clients, a basic approach is defined and reviewed. Many times the client attempts shortcuts but then realizes that every step provides a foundational value for the larger journey. For one client, this approach was implemented seven years ago, is still in place, has generated nine major releases of their change management environment, and has weathered five major corporate reorganizations.

[Figure 3–17] reflects how the client needs to transform from a functional to a matrix directorate to establish a common framework and how the programs are then measured for how they conform to the framework.

As for project management being regarded as a profession, Bolzman continues:

With the onset of PMI, most companies began to recognize project management as a profession and have developed a career path for project managers. Improvements to this career path occur with the entry point (project schedulers) coming from other parts of the business and the exit point (program managers) leading significant business units. People leaving the project management job family still utilize their training and disciplines to establish and run other parts of the business.

In order to enhance the opportunities for people who are currently assigned a project manager role, we have identified additional roles that the project manager can perform while meeting their commitments. We have identified various roles for IT service development, such as the component manager as illustrated in the Component Structure figure [Figure 3–17]. A component manager role includes project management, but also includes a designer role, such as process design. An employee that can perform multiple roles simultaneously will provide more value to the organization than an employee that can perform only a single role. This dual role assignment will also provide the manager other opportunities or apply other skills than the routine scope management, resource management, and communication management etc. This approach also supports an environment

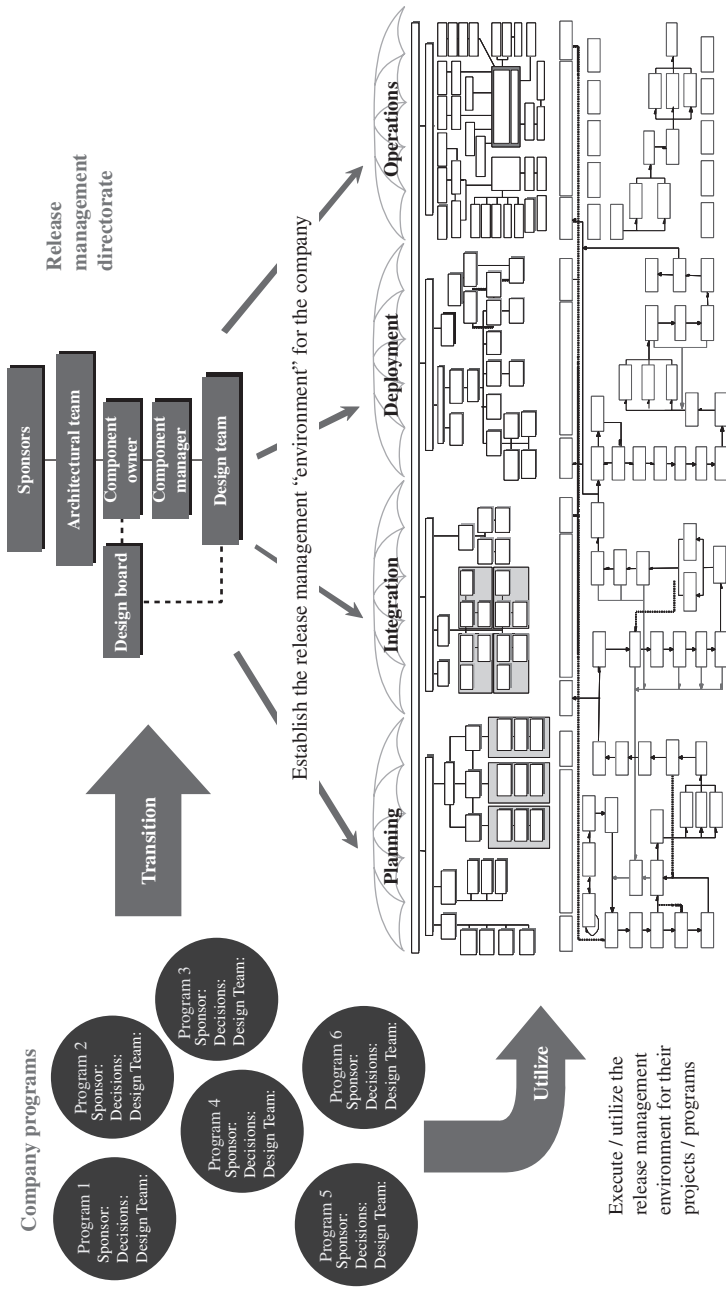


Figure 3-17. The transformation.

of resource balancing. If the PMO has staff with other leveragable skills such as process design, courseware design, role design, they can be assigned other types of work, where the organization does not need to onboard new talent. This also helps when there are reductions in project management work and the staff can be re-allocated and not released.

When I was contemplating my career and opportunities for advancement were made available, such as being a team leader or a program leader, I listened to my manager and chief mentor who gave me this advice: You have one or two skills under your belt and can start being promoted. But without a broad base of skills, your advancement will be severely limited. If you are contemplating being an executive or business unit lead, think about all of the challenges that they will face and aggressively seek those types of assignments, from financial, to disaster recovery, to security so that you can fall back on your experiences when challenged with those situations. The bottom line, you do not want to be learning on the job after you are promoted and the outcome of your inexperience will impact many people and the business you are in charge of. I never forgot that advice and saw that it came true when my peers advanced rapidly, then hit a plateau in their careers as they made basic mistakes and were held back due to their experience.

Project management provides a magnitude of experience for a person in their career path since it touches many business aspects that need to be formally managed. Project managers also have an opportunity to experience many different business situations since they can be assigned to most any project. A company would be wise to formally manage these types of skills, make opportunities available for their people's skill growth, then promote from their PMO as these people demonstrate the skills for more challenging business needs. Then as they take the reins, they will be more valuable in setting direction if they have experience in process design, data modeling, courseware development or risk management since they will be able to visualize and communicate their direction and assist in removing the roadblocks.

As for project management job descriptions, Bolzman says:

The project management role is baked into other functional roles of our resource model. The project manager role is part of our role design for release manager, component manager, master release controller, and ITSM [IT Service Management] consultant. We have won new business due the fact that our ITSM consultants could roll up their sleeves and perform project management functions. We sell our ITSM consulting services with the caveat that we can step in and fulfill the immediate business needs while we define the overall environment along with training and mentoring your staff to take it over. The following is an excerpt from the role design for a component manager:

**Agent Rational.** The component manager is required to lead all resources and activities for any modifications to the design or direction of an ITSM component

**Agent Description.** The component manager manages all aspect of the component for each new release including the release matrix, release plan, scope, release schedule, budget, resources, and communications. They work directly with the release manager and coordinate the activities of the design team, ensuring the release plan is followed and the design direction is completed for implementation.

**Overall Responsibilities.** Support the component owner in a project management capacity for one or more ITSM component, ensuring the design of the component is meeting the intended client needs, business drivers and business justifications  
Support the release manager as the component is bundled into a larger bundle of components

Provide the planning and oversight for the management and control of release tasks, deliverables, work plans, budgets, staffing, issues, and milestones  
 Estimate and manage resource and financial needs, make work assignments, set priorities and establish the release schedule  
 Maintain the project workbook repository

### Component-Specific Responsibilities

This section details the responsibilities that the agent encounters for each impacted component.

---

Service strategy:	Determine the specific impacts that a new IT release will have on the component in terms of process, tool, role, and training design impacts. Determine the required skill sets and experience of the component design team for a specific release. Lead the component design team in defining the component test cases, plans, and pass/fail conditions.
Service design:	Lead the component design team in developing and testing all required installation, operations or training materials that will be required by the deployment or operations teams Oversee the release test team during the validation of the component designs
Service transition:	Provide support to the transition team if the component installation is not proceeding at the customer site as designed.

---

### Work Products

This section details the deliverables or work products that are produced by this role.

---

Deliverable	Description
Release Plans	The purpose of this document is to accurately document and communicate the scope, intent, plan, schedule for each version of the component.
Component Inventory (tools and processes)	The purpose for conducting this inventory is to provide the information required to understand the current component environment. This inventory provides a single location to identify all the processes, tools, metrics, resources, and decision makers that currently make up the component.

---

### Required Training

This section details the specific courses that are required for this role.

---

Course ID	Name	Description	Location
SMLC-Aware	SMLC Overview Awareness		
ITSM-Library	ITSM Library Structure		

---

### Tool Access

This section details the tools that this role will require access in the delivery of their obligations.

---

Tool Name	Access Level
-----------	--------------

---

**Qualifications**

Every person filling the role of component manager will be interviewed and will be able to demonstrate his/her qualifications to meet the needs of each version release.

- ITIL service life cycle practitioner trained (ITIL foundation certification preferred—or obtained in first three months)
- Two to three years' project/program management experience or equivalent team-leading experience or PMI® certified

**Skills**

- Self-motivator and self-starter must be able to work without direct supervision.
- Strong communicator, both oral and written. Communicate appropriate information to all levels of the organization. Deliver executive presentations.

This list is used by multiple organizations to manage the overall resource needs, resource balancing, and resource recruiting. As every organization uses the same list, managing resources becomes more efficient and accurate.

**3.17 NAVIAIR: ON TIME—ON BUDGET** 

---

**How to Make Big and Complex Programs a Success****Recognize the Setting**

Air navigation service provision in Europe is one of the last market segments that has not been liberalized to any larger extent (Figure 3–18). Air navigation is—with the exception of the tower area—still a monopoly for the 37 air navigation service providers and as Siim Kallas, vice president of the European Commission, expressed it in his opening speech at the Single European Sky—The Time for Action conference, in Limassol, Cyprus, on October 10, 2012: “We are moving towards a regulatory environment which is more streamlined, coherent and based on a market economy.”

In parallel, this industry has been heavily regulated in the same way as the railway and the medical sectors. New demands are scoped as European Union (EU) regulations, national legislation and new or updated ICAO [International Civil Aviation Organization] standards are continuously rolled out with tight target dates to be met. Significant investments are made in order to meet the regulatory requirements. At the same time, traffic is stagnating and even decreasing in the Danish airspace due to the fifth year of consecutive recession reported in the first quarter of 2013. In other words,





**Figure 3–18.** How to make big and complex programs a success.

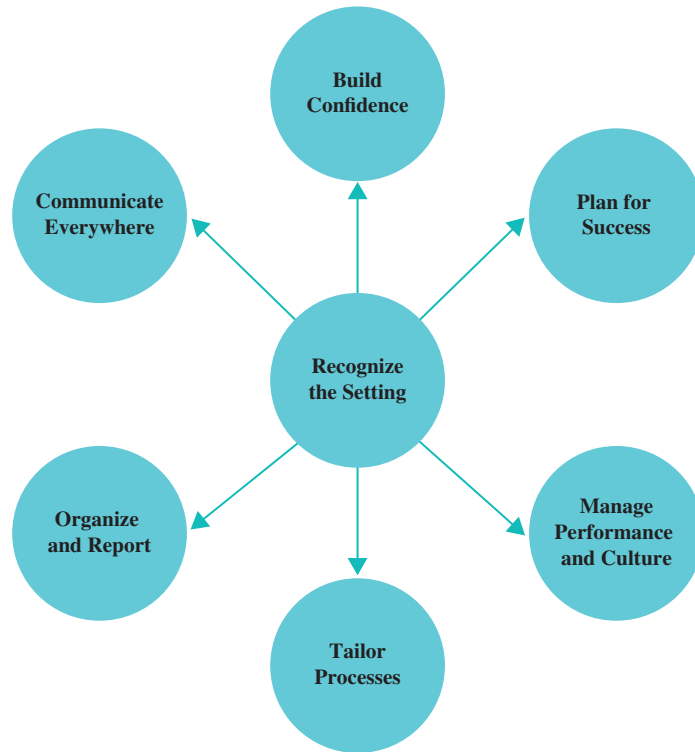
limited resources are available from a service provider point of view to meet the ongoing complex and demanding nature of the aviation sector.

Based on the growing number of EU regulations provided by the European Commission, there is an expectation that the air navigation service provision in Europe shall develop more efficient ways to perform air traffic control. In this context Naviair has formed COOPANS in cooperation with the Swedish, Irish, Austrian, and Croatian air navigation service providers and the French supplier Thales. This cooperation shares the necessary costs and resources for the development, implementation, and maintenance of a state-of-the-art air traffic management (ATM) system that is compliant with existing and future EU regulations. So far the COOPANS program has been very successful, and today it is operational in four countries and in six air traffic control centrals. The seventh control central located in Zagreb became operational in operations in 2014.

In this setting, there is a strong need for success. Scarce resources and external pressure make this endeavor challenging. However, when we benchmarked ourselves with other similar market segments, we were proud of how successfully we actually performed our programs and projects. There is no room for failure, and in Naviair we have a hit rate of nearly 100 percent when talking about delivering on time and on budget.

Naviair's ability to cope with the setting and at the same time delivering on time and on budget is based on six main principles (see Figure 3–19):

1. Build confidence
2. Plan for success
3. Manage performance and culture
4. Tailor processes



**Figure 3–19.** On-time–on-budget framework (Naviair).

5. Organize and report
6. Communicate everywhere

Since the main principles are not strictly interrelated and since success does not necessarily rely on a full rollout of every principle, the user level of the principles can be tailored to the organization in question as some parameters may be more useful in some organizations than in others. Therefore, the senior management and the project/program managers specifically (as they are the target audience of this section) are free to pick and choose from the ideas contained in the description of each of the principles. However, one should bear in mind that it is recommended to maximize the use of each of the principles as described in this section.

### **Build Confidence**

Change management is too often not prioritized or not taken in account when a big program is performed. Many companies have had a negative experience with previous projects, and therefore management simply does not expect internal organizations to be able to run a big program smoothly. In Denmark, analyses of IT projects performed by the government revealed that as many as 75 percent of the projects did not deliver on

time. Furthermore, a significant amount of the projects did not deliver on budget, and 40 percent of these heavily overspent.

When a program is initiated in Navair, we start up by ensuring that the organization understands the changes that are about to come. Questions as to why the changes are necessary are welcome, as are discussions concerning alternatives. This supports a demystification of the changes in the organization and is an important initial step toward avoiding time that has to be invested in this at a later stage where things either cannot be changed or are accompanied by great difficulties and/or expenses.

A key area of concern is identification of problems while at the same time recognizing the fact that these may be populated by people with different backgrounds and concerns. In this context it is important to avoid reacting protectively and allowing groups with different professions to express their opinions. It is our experience that this makes the change process smoother and allows for fine-tuning of the direction in order to mitigate different risks that otherwise might turn into problems. You should make sure that you listen to all parts of the organization and create a common view, even if this will change the scope slightly. It is very easy to change the scope at this stage compared to doing it at later stages of the program/project. In order to ensure that all involved internal stakeholders have the same understanding of the changes, a high-level project frame forming the main benefits and measurable objectives should be agreed on as the first thing, before any actual project preinvestigations are performed.

The governance structure must also allow the different stakeholders to discuss and to get the appropriate level of information during all phases of the program/project. Navair performed a very large program containing more than 50 interrelated projects that went into operation at the end of 2007 and led to a complete new air traffic management system in Denmark. The responsibility for integrating all technical solutions from many different suppliers was put on our shoulders. Although the technological challenges were great, the change management was even greater. In fact, it is a mental challenge to pull through such a program if you expect to meet the targets spot on. Navair managed to do so, but we had to invest a lot of time and concern in order to implement this governance structure and to ensure that all stakeholders, internally as well as externally, were involved. We also had to perform regular surveys to make sure that everybody supported the changes, and sometimes certain groups had concerns that had to be addressed immediately. The mantra in this context is that such concerns are very useful in the process of making the program successful. We never tried to defend ourselves or to make difficult comments go away, and this has become a permanent practice in Navair today.

### **Plan for Success**

A golden rule in Navair is to define a date for going operational with the new system as soon as possible. If possible, we even set an exact time. In the above-mentioned program, we also had a countdown clock on the Navair intranet front page. It is much easier if you have the courage to define a very visible target for the organization. The pitfall is, however, that the date cannot be changed. A professional tennis player like Roger Federer does not think about possible failure when he enters the tennis court, and you must do the same: Be a professional each and every day with one focus—on time and on budget.

If you succeed in getting your organization behind such a date, which is an achievable goal, you can start to plan backward. If you have a gate-driven approach, which is strongly recommended, you will immediately find yourself and your teams very busy even if you have a multiyear program. You should always remember that in the beginning, the time schedule is a qualified guess. The schedule will gradually improve and be more detailed as the program moves onward. A program manager who is able to follow the time schedule has a lot to gain and all work related to revision of the schedule is avoided. When the program is ready, the time schedule will be a perfect plan. However, you should never use this argument to fool yourself into postponing planning. As long as the operational date is not changed, milestones can be adjusted if necessary, which is often the case with most programs.

The expected outcome from late activities, such as verification and validation, training or live tests, must be addressed early. Your organization, if not mature, will, for example, most probably argue that the training cannot be planned before the system is physically in place. Such arguments should be taken seriously due to the fact that they express that the stakeholders do not know how to proceed in this early phase of the program. Once the different parts of the organization learn to address the topics on the right level, the work can be initiated early and the targets can be met. Inexperienced members of the program must be supported by a PMO or similar in order to learn how to plan the activities before they enter the solution mode.

You have to communicate the plan in your governance structure repeatedly. The key to success is to obtain buy-ins from all stakeholders, and some facts must be spelled out. At the same time, all fora should be taken into consideration as described in the principle “Build Confidence” discussed earlier. Different governance parties must be addressed at the appropriate level, and some external stakeholders might be satisfied with the going-operational date if they are not affected by your tests, and so on.

One of the most important key messages from Naviair is never to operate with a plan B including an alternative date for operation of the system. You are allowed and advised to implement mitigating actions in relation to the risk of missing the operational date or “O-date” (e.g., by having a well-tested roll-back plan and other similar action plans). However, only one plan should be available, and management and internal stakeholders must agree on this plan and communicate the following: We will make it!

## **Manage Performance and Culture**

A team is not automatically stronger than the individuals but with a high-performance team culture, the outcome can be fantastic. A common method used by sport teams, Special Forces, or the like is seldom used in program management. When a SWAT (special weapons and tactics) team is gathered for the first time or when the team is changed, members usually spend 11 weeks getting to know each other. At this point, the task to solve as such is not even on the agenda. What is then the purpose for such a social event?

When a task is performed by a SWAT team, the participants are totally depending on each other. In order to be able to trust each other 100 percent, it takes much more than just a number of professional individuals. You also have to know the persons behind you or supporting you, the social factors and parts of their life histories. In a SWAT team, you are about to put your life in another person’s hands and that would not work with

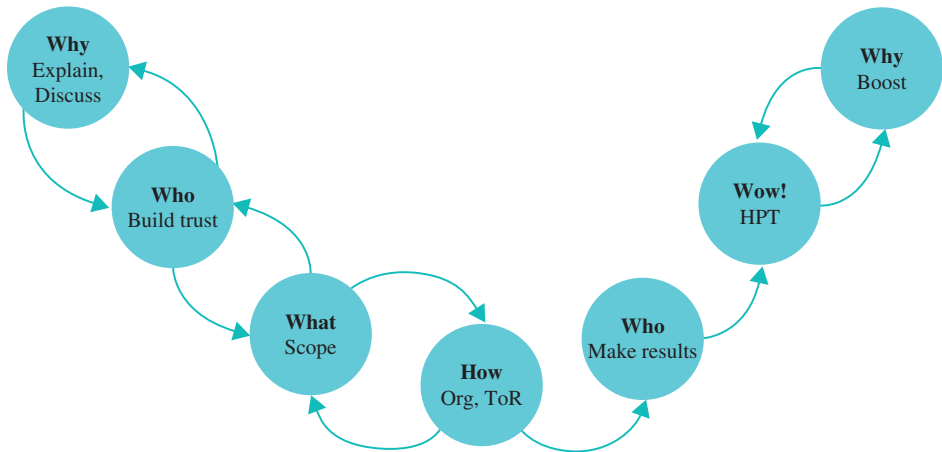


Figure 3–20. High-performance teams.

a total stranger. The same goes for a challenging program that might affect your night’s sleep, your family life, and leisure activities. When a program is pulled off successfully, most of the participants would say the same: “It has been hard work but an experience of a lifetime!”

The process of building a high-performance team, as shown in Figure 3–20, should start with the social interaction in an environment that is protected from the daily interference from the office or the factory floor. In this environment, the first step would be asking *Why* this change? At the same time, the team members should get acquainted with each other. Many different methods could be used when socializing; one used in Naviair is to ask every participant to bring along a very important personal item and make a speech about this. You will find new sides of your colleagues that you never thought existed. You are now at the second step called: *Who*. At this stage you build up the trust between the team members.

Stay at step 1 and/or 2 as long as you can, at least during a seminar and at a follow-up meeting. Now you can go on to step 3, which is *What*. At this step you scope the changes and the task. This step and step 4: *How*, is straightforward for a program organization where you have established governance, terms of reference, etc. In most organizations, *what* and *how* are the starting points. Using *what* and *how* will work but will, however, only bring a mediocre performance. If you start at step 3 or 4, the process cannot be reversed due to the fact that it is very hard for most people (and at least a couple in your team) to leave the “solution mode” once it is initiated.

The next step is starting to work with your scope and your team. If you did start out the right way, it is very likely that you will experience the *wow* step, where the team is high performing. This must be maintained so that the last step will repeat the first step, *why*, again, which you have to go through at least once a year or immediately after you have replaced one of your team members. If you replace one of your team members, you will by definition have a new team so do not be misled into thinking that a high-performance culture will continue forever.

In multicultural teams, as most teams are today, you must as program manager be knowledgeable concerning cultural differences. Having some knowledge of home countries, history, religion, political scenarios, and culture (e.g., a male- or female-dominant culture) will bring about a successful team building and support the achievement of a high-performance team.

### **Tailor Processes**

Being program manager is like being “between the devil and the deep blue sea.” Though you are on the top of your own governance, you have many people and circumstances to consider. You have to cope with the environment as the program moves along. Your target will be affected economically, technologically, and by market fluctuations, but often your program may also be affected politically due to cooperation or alliances that your company may be a part of. These factors may add further complexity to the program.

The Naviair project model, which contains the project processes and the templates that are used for initiating, executing, delivering, and closing projects, is based on the PRINCE2 principles. However, it is tailored to the organizational setup, nature, and setting of our projects. As such, the Naviair project model is pragmatic in its nature with a lean paper flow and a simple phase structure with a very clear go/no-go decision to be made by the steering group (please refer to the “Organize and report” principle) between two phases. The project processes are clearly linked to the surrounding company processes such as the annual budget process, maintenance procedures, and so on.

The Naviair project model focuses on the initial phases in order to ascertain that the project is justified and that the right decision is made concerning the product specifications and the scope of the program/projects before proceeding to the execution phase. The project initiation phase is based on a high-level project frame compiled by the project owner forming the main reference of the program/project with clearly stated measurable objectives. The project manager is assigned to analyze possible solutions—if any—within the scope of the project frame. In this context and as a final step in the initial phases, the project manager makes a relatively detailed project assessment containing estimates concerning budget, resources, time, and main risks to form the basis for a recommended solution. Based on this analysis, the steering group decides whether or not the project should continue into the execution phase where the progress is continuously monitored (please refer to the Organize and Report principle). If the project is no longer justifiable, it can be terminated at any time during the project life cycle. Once the project deliverables are complete, the project handover phase is carried out before the actual closure and the lessons-learned phase is initiated. The latter phase provides for knowledge sharing and benefit realization, which in turn may lead into a new project being initiated. This approach has been very successful with a very good track record of being on time and on budget with every investment made throughout the process.

The project realization phase is a lean one focusing on monitoring the progress and mitigating risks and problems.

The portfolio prioritization is performed in accordance with the Naviair prioritization standards. These standards were implemented in order to make sure that we only realize programs and projects that will support and strengthen our business values.

## Organize and Report

Your governance is very important, and a rule of thumb is to place the sponsorship fairly high in the organization. This person should be a member of the executive management and on the business value side, such as the chief operating officer or the chief executive officer. If the sponsorship is held by the chief financial officer or others at the senior levels of management, it normally brings another type of focus to the program, a very strong focus on either the financial side or the technological side.

The sponsor should be the chairman of the program steering group, and that group should be manned by management representatives from each organizational key area in order to ensure that decisions concerning prioritization and program/project phase shifts are holistic and aligned within the whole organization. The program steering group should meet regularly. The frequency of the steering group meetings very much depends on the program, but it can be an advantage to meet more frequently as the going-operational date approaches. If your organizational setup allows for forming one steering group for all program and project, this would be advantageous as you can prioritize the full portfolio at once and thus benefit from one holistic view.

A complex program should have its own administrative and planning support. Richard Branson, the entrepreneur and founder of the brand Virgin, stated, “I prefer a brilliant assistant.” We are of the same opinion, and for Naviair’s most complex program, COOPANS, we do have such an organization and support.

The subgroups in the program organization should be balanced in such a way that it reflects the different internal stakeholders in a positive way and is equipped with sufficient competencies to make decisions related to their area of expertise in order to ensure progress. External stakeholders can be part of the organization, but it is more likely that they are part of a group of interest or a user group. It is not important what kind of subgroups you define; what is important is how the subgroups interact with each other and with you as a program manager.

In Naviair we prefer a pragmatic view on reporting. Our template used for status reporting is made as a simple Excel tool and is based on traditional traffic light reporting. The report itself consists of six parameters, some of which represent business key performance indicators linked to Naviair’s overall balanced scorecard. Depending on the complexity of the portfolio, the reporting frequency varies from once a week to once a month. The most important thing is, however, not the current traffic light status. That is all history and old information. The program risks and problems and the proactivity to mitigate for these are much more important. If you have a large portfolio with many programs and projects, you will need more complex tools and risk management. In Naviair we use pragmatic tools for risk management, experienced and certified managers, and a lot physical meetings to interact in relation to the risks and problems. If you have the experience and have performed many projects previously, you can use your gut feeling to decide where to use your efforts. Therefore, we focus on physical one-to-one meetings, discussions, and interactions rather than on extensive reporting.

In Naviair we have learned that it is very hard for an organization to decide whether the results of a program are satisfactory. Often an organization turns shaky and too detail-oriented before finally going operational with a new system—often with delays as a consequence. In Naviair we have developed an accept-criteria matrix to decide whether a program is satisfactory to be put into operation. We have two levels: one with

detailed milestones and descriptions per criteria and one steering group level that can make a quick report on a two-slide PowerPoint presentation. When all criteria are met, we are ready to go into operation. There will be no hassles or discussions as to whether we are ready or not.

### **Communicate Everywhere**

Successful communication concerning a program is not performed without a communication plan. The communication plan should be based on a stakeholder analysis, a SWOT analysis, and/or similar in order to get a clear picture of the target audience and how this audience may react to certain statements. The communication plan based on the above-mentioned analyses will provide a more targeted communication, which in the end will see to that you achieve the result you were looking for.

You should consider any possible media as well as the frequency and timing of addressing the different internal and external stakeholders and at which level of information. When addressing the different stakeholders, the key message must be clear, consistent, and easy to understand and relate to. Use the producers of great beverages, cars, or service companies and how they communicate their product values as prominent examples. You should address your business values and not the technological advantages, which to most people are useless and only seem expensive. You should repeat the business values and key messages until the program has been executed.

You can target your communication toward the different key fora in many different ways, and you should not confine yourself only to use well-known traditional communication tools. A successful program manager will have to use nearly half of his or her working hours just to communicate and lobby in order to ensure the success of the program. A program manager who prioritizes communication correctly will never refuse a possibility to present the program and the related business values.

It is good practice in communication to submit articles to magazines, define a project portal to which the internal organization will have access, publish news on both the Internet and the intranet, arrange kick-off meetings and open-house events, and of course provide physical presentations whenever a possibility occurs. One of the keys of effective communication is to vary the means of communication and to find new creative ways of addressing the stakeholders, for example, arrangements for merchandisers where the key message is displayed, involving the canteen, broadcast interviews with key members of the program/project on the news portal or display banners with key messages at often-visited places, for instance, by the coffee machine. The latter also provides for a more informal way of communication, since the coffee machine and/or similar places represent “safe zones” where communication flows freely between employees. A banner with a positive message may lead the conversation in a more positive direction or simply provide for more “airtime” and visibility among the employees. Informal ways of communicating have been utilized with success in Naviair. An example, among others, is the weekly breakfast meetings chaired by the project manager on Fridays where employees meet and discuss the progress of the program/project while enjoying a Danish pastry and a cup of coffee/tea. Since no high-level management is present at these meetings, discussions of worries and information that otherwise might not have been brought up may occur. The same could be the case concerning rumors, which the project manager



will have the opportunity to spot and react on in order to avoid the undermining of progress and key business values of the program/project. The project manager may follow up on the breakfast meetings with an informal status e-mail to keep the people who were not present at the meeting up to date on the program/project and invite people to present comments if they possess any other or contradicting information.

Lack of communication and information will make people develop their own information when meeting at the coffee machine. This will lead to rumors and worries that have to be handled seriously, since rumors can take over facts. The simple cure is to attack all rumors when they are heard; they should be challenged in order to see if there are any facts behind them. Often there are no facts behind occurring rumors. However, if the rumors are based on facts, a solution has to be found.

You should not forget to celebrate any important milestone that has been achieved. Celebrate in an acceptable way that is compatible with the company culture. Some company cultures have no problems with providing free dinners or tickets to the opera whereas others cannot accept this for tax reasons or simply because it is not *comme il faut*. An inexpensive toy race car for an achieved site acceptance test could signal gratefulness from the organization. In Naviair some program managers have nice collections of toy Ferraris and Lamborghinis that they proudly display very visibly in their offices.

The most important and effective thing you can do in relation to projects is to praise and give credit and recognition to the staff who are involved in the project. The most powerful recognition you could give is the one you communicate to a person from another department.

## Summary

The six main principles presented in this section are continuously fine-tuned based on lessons learned, external inputs, and as the industry for air navigation service provision in Europe develops in order to maximize Naviair's project performance and ability to deliver on time and on budget. The key message here is that we have to recognize the setting and adopt to it and realize that we are living in a dynamic world—no matter how good your best practices may be, they may become yesterday's news if focus is not put on continuous development with a willingness to change and adapt. Finally, as the late Irish playwright, socialist, and a co-founder of the London School of Economic, George Bernard Shaw, put it: "Those who cannot change their minds cannot change anything."

## 3.18 AVALON POWER AND LIGHT

---

Avalon Power and Light (a disguised case) is a mountain states utility company that, for decades, had functioned as a regional monopoly. All of this changed in 1995 with the beginning of deregulation in public utilities. Emphasis was now being placed on cost cutting and competitiveness.

The Information Systems Division of Avalon was always regarded as a thorn in the side of the company. The employees acted like prima donnas and refused to accept any of the principles of project management. Cost-cutting efforts at Avalon brought to the

surface the problem that the majority of the work in the Information Systems Division could be outsourced at a significantly cheaper price than performing the work internally. Management believed project management could make the division more competitive, but would employees be willing to accept the project management approach?

According to a spokesperson for Avalon Power and Light:

Two prior attempts to implement a standard application-development methodology had failed. Although our new director of information systems aggressively supported this third effort by mandating the use of a standard methodology and standard tools, significant obstacles were still present.

The learning curve for the project management methodology was high, resulting in a tendency of the leads to impose their own interpretations on methodology tasks rather than learning the documented explanations. This resulted in an inconsistent interpretation of the methodology, which in turn produced inconsistencies when we tried to use previous estimates in estimating new projects.

The necessity to update project plans in a timely manner was still not universally accepted. Inconsistency in reporting actual hours and finish dates resulted in inaccurate availabilities. Resources were not actually available when indicated on the departmental plan.

Many team leads had not embraced the philosophy behind project management and did not really subscribe to its benefits. They were going through the motions, producing the correct deliverables, but managing their projects intuitively in parallel to the project plan rather than using the project plan to run their projects.

Information systems management did not ask questions that required use of project management in reporting project status. Standard project management metrics were ignored in project status reports in favor of subjective assessments.

The Information Systems Division realized that its existence could very well be based on how well and how fast it would be able to develop a mature project management system. By 1997, the sense of urgency for maturity in project management had permeated the entire Information Systems Division. When asked what benefits were achieved, the spokesperson remarked:

The perception of structure and the ability to document proposals using techniques recognized outside of our organization has allowed Information Systems to successfully compete against external organizations for application development projects.

Better resource management through elimination of the practice of "hoarding" preferred resources until another project needs staffing has allowed Information Systems to actually do more work with less people.

We are currently defining requirements for a follow-on project to the original project management implementation project. This project will address the lessons learned from our first two years. Training in project management concepts (as opposed to tools training) will be added to the existing curriculum. Increased emphasis will be placed on why it is necessary to accurately record time and task status. An attempt will be made to extend the use of project management to non-application-development areas, such as network communications and technical support. The applicability of our existing methodology to client-server development and Internet application development will be tested. We will also explore additional efficiencies such as direct input of task status by individual team members.

We now offer project management services as an option in our service-level agreements with our corporate “customers.” One success story involved a project to implement a new corporate identity in which various components across the corporation were brought together. The project was able to cross department boundaries and maintain an aggressive schedule. The process of defining tasks and estimating their durations resulted in a better understanding of the requirements of the project. This in turn provided accurate estimates that drove significant decisions regarding the scope of the project in light of severe budget pressures. Project decisions tended to be based on sound business alternatives rather than raw intuition.

### 3.19 ROADWAY EXPRESS

---

In the spring of 1992, Roadway Express realized that its support systems (specifically information systems) had to be upgraded in order for the company to be well positioned for the twenty-first century. Mike Wickham, then president of Roadway Express and later chairman of the board, was a strong believer in continuous change. This was a necessity for his firm, because rapid changes in technology mandated that reengineering efforts be an ongoing process. Several of the projects to be undertaken required a significantly larger number of resources than past projects had needed. Stronger interfacing between functional departments would also be required.

At the working levels of Roadway Express, knowledge of the principles and tools of project management was minimal at best in 1992. However, at the executive levels, knowledge of project management was excellent. This would prove to be highly beneficial. Roadway Express recognized the need to use project management on a two-year project that had executive visibility and support and that was deemed strategically critical to the company. Although the project required a full-time project manager, the company chose to appoint a line manager who was instructed to manage his line and the project at the same time for two years. The company did not use project management continuously, and the understanding of project management was extremely weak.

After three months, the line manager resigned his appointment as a project manager, citing too much stress and an inability to manage his line effectively while performing project duties. A second line manager was appointed on a part-time basis, and, like his predecessor, he found it necessary to resign as project manager.

The company then assigned a third line manager, but this time released her from all line responsibility while managing the project. The project team and selected company personnel were provided with project management training. The president of the company realized the dangers of quick implementation, especially on a project of this magnitude, but was willing to accept the risk.

After three months, the project manager complained that some of her team members were very unhappy with the pressures of project management and were threatening to resign from the company if necessary simply to get away from project management. But when asked about the project’s status, the project manager stated that the project had met every deliverable and milestone thus far. It was quickly apparent to the president, Mike Wickham, and other officers of the company that project management was functioning as expected. The emphasis now was how to “stroke” the disgruntled employees and

convince them of the importance of their work and how much the company appreciated their efforts.

To quell the fears of the employees, the president assumed the role of the project sponsor and made it quite apparent that project management was here to stay at Roadway Express. The president brought in training programs on project management and appeared at each training program.

The reinforcement by the president and his visible support permeated all levels of the company. By June of 1993, less than eight months after the first official use of project management, Roadway Express had climbed farther along the ladder to maturity in project management than most other companies accomplish in two to three years due to the visible support of senior management.

Senior management quickly realized that project management and information systems management could be effectively integrated into a single methodology. Mike Wickham correctly recognized that the quicker he could convince his line managers to support the project management methodology, the quicker they would achieve maturity. According to Wickham:

Project management, no matter how sophisticated or how well trained, cannot function effectively unless all management is committed to a successful project outcome. Before we put our current process in place, we actively involved all those line managers who thought it was their job to figure out all of the reasons a system would never work! Now the steering committee says, "This is the project. Get behind it and see that it works." It is a much more efficient use of resources when everyone is focused on the same goal.

### 3.20 KOMBS ENGINEERING

---

While some companies are fortunate enough to be able to identify crises early and take corrective action, others are not as fortunate. Although the next two companies appear to be outdated, there are valuable lessons that can be learned about what not to do when embarking on the path to maturity. Consider the Michigan-based Kombs Engineering (name of the company is disguised at company's request).

In June 1993, Kombs Engineering had grown to a company with \$25 million in sales. The business base consisted of two contracts with the Department of Energy (DoE), one for \$15 million and one for \$8 million. The remaining \$2 million consisted of a variety of smaller jobs for \$15,000 to \$50,000 each.

The larger contract with the DoE was a five-year contract for \$15 million per year. The contract was awarded in 1988 and was up for renewal in 1993. The DoE had made it clear that, although it was very pleased with the technical performance of Kombs, the follow-on contract had to go through competitive bidding by law. Marketing intelligence indicated that the DoE intended to spend \$10 million per year for five years on the follow-on contract with a tentative award date of October 1993. On June 21, 1993, the solicitation for proposal was received at Kombs. The technical requirements of the proposal request were not considered to be a problem for Kombs. There was no question in anyone's mind that on technical merit alone Kombs would win the contract. The more

serious problem was that the DoE required a separate section in the proposal on how Kombs would manage the \$10 million/year project as well as a complete description of how the project management system at Kombs functioned.

When Kombs won the original bid in 1988, there had been no project management requirement. All projects at Kombs were accomplished through the traditional organizational structure. Only line managers acted as project leaders.

In July 1993, Kombs hired a consultant to train the entire organization in project management. The consultant also worked closely with the proposal team in responding to the DoE project management requirements. The proposal was submitted to the DoE during the second week of August. In September 1993, the DoE provided Kombs with a list of questions concerning its proposal. More than 95 percent of the questions involved project management. Kombs responded to all questions.

In October 1993, Kombs received notification that it would not be granted the contract. During a postaward conference, the DoE stated that it had no “faith” in the Kombs project management system. Kombs Engineering is no longer in business.

Kombs Engineering is an excellent case study to give students in project management classes. It shows what happens when a subcontractor does not recognize how smart the customer has become in project management. Had Kombs been in close contact with its customers, the company would have had five years rather than one month to develop a mature project management system.

### 3.21 WILLIAMS MACHINE TOOL COMPANY ---

The strength of a culture can not only prevent a firm from recognizing that a change is necessary but also block the implementation of the change even after need for it is finally realized. Such was the situation at Williams Machine Tool Company (another disguised case).

For 75 years, the Williams Machine Tool Company had provided quality products to its clients, becoming the third largest U.S.-based machine tool company by 1980. The company was highly profitable and had an extremely low employee turnover rate. Pay and benefits were excellent.

Between 1970 and 1980, the company’s profits soared to record levels. The company’s success was due to one product line of standard manufacturing machine tools. Williams spent most of its time and effort looking for ways to improve its bread-and-butter product line rather than to develop new products. The product line was so successful that other companies were willing to modify their production lines around these machine tools rather than asking Williams for major modifications to the machine tools.

By 1980, Williams was extremely complacent, expecting this phenomenal success with one product line to continue for 20 to 25 more years. The recession of 1979 to 1983 forced management to realign its thinking. Cutbacks in production had decreased the demand for the standard machine tools. More and more customers were asking either for major modifications to the standard machine tools or for a completely new product design.

The marketplace was changing, and senior management recognized that a new strategic focus was necessary. However, attempts to convince lower-level management and

the workforce, especially engineering, of this need met strong resistance. The company's employees, many of them with over 20 years of employment at Williams, refused to recognize this change, believing that the glory days of yore would return at the end of the recession.

In 1986, the company was sold to Crock Engineering. Crock had an experienced machine tool division of its own and understood the machine tool business. Williams was allowed to operate as a separate entity from 1985 to 1986. By 1986, red ink had appeared on the Williams balance sheet. Crock replaced all of the Williams senior managers with its own personnel. Crock then announced to all employees that Williams would become a specialty machine tool manufacturer and the "good old days" would never return. Customer demand for specialty products had increased threefold in just the last 12 months alone. Crock made it clear that employees who would not support this new direction would be replaced.

The new senior management at Williams recognized that 85 years of traditional management had come to an end for a company now committed to specialty products. The company culture was about to change, spearheaded by project management, concurrent engineering, and total quality management.

Senior management's commitment to project management was apparent by the time and money spent in educating the employees. Unfortunately, the seasoned 20-year veterans still would not support the new culture. Recognizing the problems, management provided continuous and visible support for project management in addition to hiring a project management consultant to work with the people. The consultant worked with Williams from 1986 to 1991.

From 1986 to 1991, the Williams Division of Crock Engineering experienced losses in 24 consecutive quarters. The quarter ending March 31, 1992, was the first profitable one in over six years. Much of the credit was given to the performance and maturity of the project management system. In May 1992, the Williams Division was sold. More than 80 percent of the employees lost their jobs when the company was relocated over 1,500 miles away.

Williams Machine Tool Company did not realize until too late that the business base had changed from production-driven to project-driven. Living in the past is acceptable only if you want to be a historian. But for businesses to survive, especially in a highly competitive environment, they must look ahead and recognize that change is inevitable.



## **Project Management Methodologies**

### **4.0 INTRODUCTION**

---

In Chapter 1 we described the life-cycle phases for achieving maturity in project management. The fourth phase was the growth phase, which included the following:

- Establish life-cycle phases.
- Develop a project management methodology.
- Base the methodology upon effective planning.
- Minimize scope changes and scope creep.
- Select the appropriate software to support the methodology.

The importance of a good methodology cannot be overstated. Not only will it improve performance during project execution, but it will also allow for better customer relations and customer confidence. Good methodologies can also lead to sole-source or single-source procurement contracts.

Creating a workable methodology for project management is no easy task. One of the biggest mistakes made is developing a different methodology for each type of project. Another is failing to integrate the project management methodology and project management tools into a single process, if possible. When companies develop project management methodologies and tools in tandem, two benefits emerge: First, the work is accomplished with fewer scope changes. Second, the processes are designed to create minimal disturbance to ongoing business operations.

This chapter discusses the components of a project management methodology and some of the most widely used project management tools. Detailed examples of methodologies at work are also included.

## 4.1 EXCELLENCE DEFINED

---

Excellence in project management is often regarded as a continuous stream of successfully managed projects. Without a project management methodology, repetitive successfully completed projects may be difficult to achieve.

Today, everyone seems to agree somewhat on the necessity for a project management methodology. However, there is still disagreement on the definition of excellence in project management, the same way that companies have different definitions for project success. In this section, we discuss some of the different definitions of excellence in project management.

Some definitions of excellence can be quite simple and achieve the same purpose as complex definitions. According to a spokesperson from Motorola:

Excellence in project management can be defined as:

- Strict adherence to scheduling practices
- Regular senior management oversight
- Formal requirements change control
- Formal issue and risk tracking
- Formal resource tracking
- Formal cost tracking

A spokesperson from AT&T defined excellence in this way:

Excellence [in project management] is defined as a consistent Project Management Methodology applied to all projects across the organization, continued recognition by our customers, and high customer satisfaction. Also, our project management excellence is a key selling factor for our sales teams. This results in repeat business from our customers. In addition, there is internal acknowledgement that project management is value-added and a must have.

Doug Bolzman, Consultant Architect, PMP, ITIL expert at Hewlett-Packard, discusses his view of excellence in project management:

Excellence is rated, not by managing the pieces, but by understanding how the pieces fit together, support each other's dependencies, and provide value to the business. If project management only does what it is asked to do, such as manage 300 individual projects in the next quarter, it is providing a low value-added function that basically is the "pack mule" that is needed, but only does what it is asked—and no more. Figures 4-1 and 4-2 demonstrate that if mapping project management to a company's overall release management framework, each project is managed independently with the characteristics shown.

Using the same release framework and the same client requests, project management disciplines can understand the nature of the requirements and provide a valuable service to bundle the same types of requests (projects) to generate a forecast of the work, which will assist the company in balancing its financials, expectations, and resources. This function can be done within the PMO.



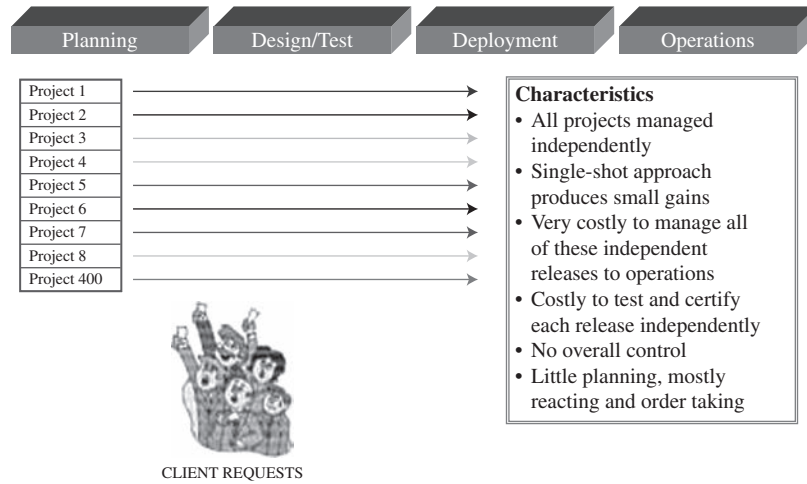


Figure 4-1. Release management stages.

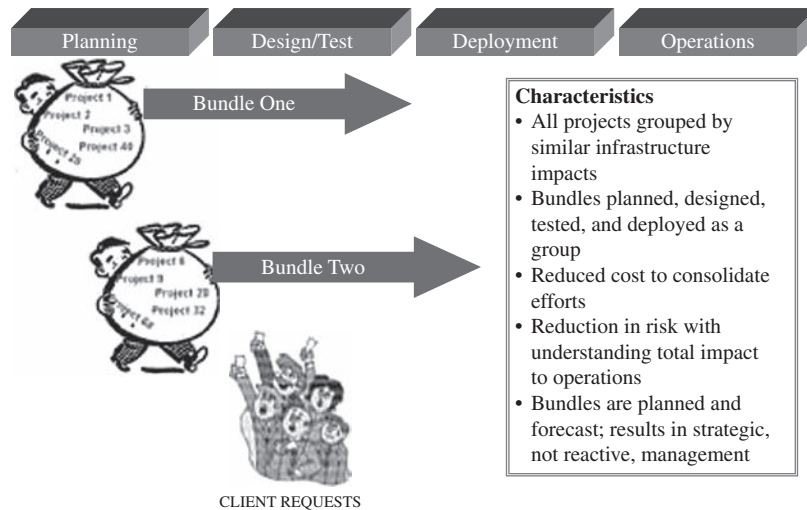


Figure 4-2. Release management stages: bundling requests.

## 4.2 RECOGNIZING THE NEED FOR METHODOLOGY DEVELOPMENT

Simply having a project management methodology and following it do not lead to success and excellence in project management. The need for improvements in the system may be critical. External factors can have a strong influence on the success or failure of a company’s project management methodology. Change is a given in the current business

climate, and there is no sign that the future will be any different. The rapid changes in technology that have driven changes in project management over the past two decades are not likely to subside. Another trend, the increasing sophistication of consumers and clients, is likely to continue, not go away. Cost and quality control have become virtually the same issue in many industries. Other external factors include rapid mergers and acquisitions and real-time communications.

Project management methodologies are organic processes and need to change as the organization changes in response to the ever-evolving business climate. Such changes, however, require that managers on all levels be committed to them and have a vision that calls for the development of project management systems along with the rest of the organization's other business systems.

Today, companies are managing their business by projects. This is true for both non-project-driven and project-driven organizations. Virtually all activities in an organization can be treated as some sort of project. Therefore, it is only fitting that well-managed companies regard a project management methodology as a way to manage the entire business rather than just projects. Business processes and project management processes will be merged together as the project manager is viewed as the manager of part of a business rather than just the manager of a project.

Developing a standard project management methodology is not for every company. For companies with small or short-term projects, such formal systems may not be cost-effective or appropriate. However, for companies with large or ongoing projects, developing a workable project management system is mandatory.

For example, a company that manufactures home fixtures had several project development protocols in place. When it decided to begin using project management systematically, the complexity of the company's current methods became apparent. The company had multiple system development methodologies based on the type of project. This became awkward for employees who had to struggle with a different methodology for each project. The company then opted to create a general, all-purpose methodology for all projects. The new methodology had flexibility built into it. According to one spokesman for the company:

Our project management approach, by design, is not linked to a specific systems development methodology. Because we believe that it is better to use a (standard) systems development methodology than to decide which one to use, we have begun development of a guideline systems development methodology specific for our organization. We have now developed prerequisites for project success. These include:

- A well-patterned methodology
- A clear set of objectives
- Well-understood expectations
- Thorough problem definition

During the late 1980s, merger mania hit the banking community. With the lowering of costs due to economies of scale and the resulting increased competitiveness, the banking community recognized the importance of using project management for mergers and acquisitions. The quicker the combined cultures became one, the less the impact on the corporation's bottom line.

The need for a good methodology became apparent, according to a spokesperson at one bank:

The intent of this methodology is to make the process of managing projects more effective: from proposal to prioritization to approval through implementation. This methodology is not tailored to specific types or classifications of projects, such as system development efforts or hardware installations. Instead, it is a commonsense approach to assist in prioritizing and implementing successful efforts of any jurisdiction.

In 1996, the information services (IS) division of one bank formed an IS reengineering team to focus on developing and deploying processes and tools associated with project management and system development. The mission of the IS reengineering team was to improve performance of IS projects, resulting in increased productivity and improved cycle time, quality, and satisfaction of project customers.

According to a spokesperson at the bank, the process began as follows:

Information from both current and previous methodologies used by the bank was reviewed, and the best practices of all these previous efforts were incorporated into this document. Regardless of the source, project methodology phases are somewhat standard fare. All projects follow the same steps, with the complexity, size, and type of project dictating to what extent the methodology must be followed. What this methodology emphasizes are project controls and the tie of deliverables and controls to accomplishing the goals.

To determine the weaknesses associated with past project management methodologies, the IS reengineering team conducted various focus groups. These focus groups concluded that the following had been lacking from previous methodologies:

- Management commitment
- A feedback mechanism for project managers to determine the updates and revisions needed to the methodology
- Adaptable methodologies for the organization
- A training curriculum for project managers on the methodology
- Focus on consistent and periodic communication on the methodology deployment progress
- Focus on the project management tools and techniques

Based on this feedback, the IS reengineering team successfully developed and deployed a project management and system development methodology. Beginning June 1996 through December 1996, the target audience of 300 project managers became aware and applied a project management methodology and standard tool (MS Project).

The bank did an outstanding job of creating a methodology that reflects guidelines rather than policies and provides procedures that can easily be adapted on any project in the bank. Up to 2017, the bank had continuously added flexibility into its project management approach, making it easier to manage all types of projects. Some of the selected components of the project management methodology are discussed next.

**Organizing**

With any project, you need to define what needs to be accomplished and decide how the project is going to achieve those objectives. Each project begins with an idea, vision, or business opportunity, a starting point that must be tied to the organization's business objectives. The project charter is the foundation of the project and forms the contract with the parties involved. It includes a statement of business needs, an agreement of what the project is committed to deliver, an identification of project dependencies, the roles and responsibilities of the team members involved, and the standards for how project budget and project management should be approached. The project charter defines the boundaries of the project, and the project team has a great deal of flexibility as long as the members remain within the boundaries.

**Planning**

Once the project boundaries are defined, sufficient information must be gathered to support the goals and objectives and to limit risk and minimize issues. This component of project management should generate sufficient information to clearly establish the deliverables that need to be completed, define the specific tasks that will ensure completion of these deliverables, and outline the proper level of resources. Each deliverable affects whether each phase of the project will meet its goals, budget, quality, and schedule. For simplicity's sake, some projects take a four-phase approach:

1. *Proposal.* Project initiation and definition
2. *Planning.* Project planning and requirements definition
3. *Development.* Requirement development, testing, and training
4. *Implementation.* Rollout of developed requirements for daily operation

Each phase contains review points to help ensure that project expectations and quality deliverables are achieved. It is important to identify the reviewers for the project as early as possible to ensure the proper balance of involvement from subject matter experts and management.

**Managing**

Throughout the project, management and control of the process must be maintained. This is the opportunity for the project manager and team to evaluate the project, assess project performance, and control the development of the deliverables. During the project, the following areas should be managed and controlled:

- Evaluate daily progress of project tasks and deliverables by measuring budget, quality, and cycle time.
- Adjust day-to-day project assignments and deliverables in reaction to immediate variances, issues, and problems.
- Proactively resolve project issues and changes to control unnecessary scope creep.
- Aim for client satisfaction.
- Set up periodic and structured reviews of the deliverables.
- Establish a centralized project control file.

Two essential mechanisms for successfully managing projects are solid status-reporting procedures and issues and change management procedures. Status reporting is necessary for keeping the project on course and in good health. The status report should include the following:

- Major accomplishment to date
- Planned accomplishments for the next period
- Project progress summary:
  - Percentage of effort hours consumed
  - Percentage of budget costs consumed
  - Percentage of project schedule consumed
- Project cost summary (budget versus actual)
- Project issues and concerns
- Impact to project quality
- Management action items

Issues-and-change management protects project momentum while providing flexibility. Project issues are matters that require decisions to be made by the project manager, project team, or management. Management of project issues needs to be defined and properly communicated to the project team to ensure the appropriate level of issue tracking and monitoring. This same principle relates to change management because inevitably the scope of a project will be subject to some type of change. Any change management on the project that impacts the cost, schedule, deliverables, and dependent projects is reported to management. Reporting of issue and change management should be summarized in the status report, noting the number of open and closed items of each. This assists management in evaluating the project health.

Simply having a project management methodology and using it does not lead to maturity and excellence in project management. There must exist a “need” for improving the system so it moves toward maturity. Project management systems can change as the organization changes. However, management must be committed to the change and have the vision to let project management systems evolve with the organization.

### 4.3 ENTERPRISE PROJECT MANAGEMENT METHODOLOGIES ---

Most companies today seem to recognize the need for one or more project management methodologies but either create the wrong methodologies or misuse these that have been created. Many times, companies rush into the development or purchasing of a methodology without any understanding of the need for one other than the fact that their competitors have a methodology. According to Jason Charvat:

Using project management methodologies is a business strategy allowing companies to maximize the project’s value to the organization. The methodologies must evolve and be “tweaked” to accommodate a company’s changing focus or direction. It is almost a mind-set, a way that reshapes entire organizational processes: sales and marketing,

product design, planning, deployment, recruitment, finance, and operations support. It presents a radical cultural shift for many organizations. As industries and companies change, so must their methodologies. If not, they're losing the point.<sup>1</sup>

Methodologies are a set of forms, guidelines, templates, and checklists that can be applied to a specific project or situation. It may not be possible to create a single enterprise-wide methodology that can be applied to each and every project. Some companies have been successful doing this, but there are still many companies that successfully maintain more than one methodology. Unless the project manager is capable of tailoring the EPM methodology to his or her needs, more than one methodology may be necessary.

There are several reasons why good intentions often go astray. At the executive levels, methodologies can fail if the executives have a poor understanding of what a methodology is and believe that a methodology is:

- A quick fix
- A silver bullet
- A temporary solution
- A cookbook approach for project success<sup>2</sup>

At the working levels, methodologies can also fail if they:

- Are abstract and high level
- Contain insufficient narratives to support these methodologies
- Are not functional or do not address crucial areas
- Ignore the industry standards and best practices
- Look impressive but lack real integration into the business
- Use nonstandard project conventions and terminology
- Compete for similar resources without addressing this problem
- Don't have any performance metrics
- Take too long to complete because of bureaucracy and administration<sup>3</sup>

Deciding on the type of methodology is not an easy task. There are many factors to consider, such as:

- The overall company strategy—how competitive are we as a company?
- The size of the project team and/or scope to be managed
- The priority of the project
- How critical the project is to the company
- How flexible the methodology and its components are<sup>4</sup>

Project management methodologies are created around the project management maturity level of the company and the corporate culture. If the company is reasonably

---

1.J. Charvat, *Project Management Methodologies* (Hoboken, NJ: Wiley, 2003), p. 2.

2.Ibid., p. 4.

3.Ibid., p. 5.

4.Ibid., p. 66.

mature in project management and has a culture that fosters cooperation, effective communications, teamwork, and trust, then a highly flexible methodology can be created based on guidelines, forms, checklists, and templates. Project managers can pick and choose the parts of the methodology that are appropriate for a particular client. Organizations that do not possess either of these two characteristics rely heavily on methodologies constructed with rigid policies and procedures, thus creating significant paperwork requirements with accompanying cost increases and removing the flexibility that the project manager needs for adapting the methodology to the needs of a specific client.

Charvat describes these two types as light methodologies and heavy methodologies.<sup>5</sup>

### **Light Methodologies**

Ever-increasing technological complexities, project delays, and changing client requirements brought about a small revolution in the world of development methodologies. A totally new breed of methodology—which is agile and adaptive and involves the client every part of the way—is starting to emerge. Many of the heavyweight methodologists were resistant to the introduction of these “lightweight” or “agile” methodologies.<sup>6</sup> These methodologies use an informal communication style. Unlike heavyweight methodologies, lightweight projects have only a few rules, practices, and documents. Projects are designed and built on face-to-face discussions, meetings, and the flow of information to clients. The immediate difference of using light methodologies is that they are much less documentation oriented, usually emphasizing a smaller amount of documentation for the project.

### **Heavy Methodologies**

The traditional project management methodologies (i.e., the systems development life-cycle approach) are considered bureaucratic or “predictive” in nature and have resulted in many unsuccessful projects. These heavy methodologies are becoming less popular. These methodologies are so laborious that the whole pace of design, development, and deployment slows down—and nothing gets done. Project managers tend to predict every milestone because they want to foresee every technical detail (i.e., software code or engineering detail). This leads managers to start demanding many types of specifications, plans, reports, checkpoints, and schedules. Heavy methodologies attempt to plan a large part of a project in great detail over a long span of time. This works well until things start changing, and the project managers inherently try to resist change.

EPM methodologies can enhance the project planning process and provide some degree of standardization and consistency. Companies have come to realize that enterprise project management methodologies work best if the methodology is based on templates rather than rigid policies and procedures. The International Institute for Learning has created a Unified Project Management Methodology (UPMM™)<sup>7</sup> with

---

5. Ibid., pp. 102–104.

6. M. Fowler, *The New Methodology, Thought Works*, 2005. Available: <https://martinfowler.com/articles/newMethodology.html>.

7. Unified Project Management Methodology (UPMM™) is registered, copyrighted, and owned by International Institute for Learning, Inc., © 2017; reproduced by permission.

templates categorized according to the Areas of Knowledge in the sixth edition of the *PMBOK® Guide*:

*Communication*

Project Charter  
Project Procedures Document  
Project Change Requests Log  
Project Status Report  
PM Quality Assurance Report  
Procurement Management Summary  
Project Issues Log  
Project Management Plan  
Project Performance Report

*Cost*

Project Schedule  
Risk Response Plan and Register  
Work Breakdown Structure (WBS)  
Work Package  
Cost Estimates Document  
Project Budget  
Project Budget Checklist

*Human Resources*

Project Charter  
Work Breakdown Structure (WBS)  
Communications Management Plan  
Project Organization Chart  
Project Team Directory  
Responsibility Assignment Matrix (RAM)  
Project Management Plan  
Project Procedures Document  
Kick-Off Meeting Checklist  
Project Team Performance Assessment  
Project Manager Performance Assessment

*Integration*

Project Procedures Overview  
Project Proposal  
Communications Management Plan  
Procurement Plan  
Project Budget  
Project Procedures Document  
Project Schedule



Responsibility Assignment Matrix (RAM)  
Risk Response Plan and Register  
Scope Statement  
Work Breakdown Structure (WBS)  
Project Management Plan  
Project Change Requests Log  
Project Issues Log  
Project Management Plan Changes Log  
Project Performance Report  
Lessons Learned Document  
Project Performance Feedback  
Product Acceptance Document  
Project Charter  
Closing Process Assessment Checklist  
Project Archives Report

*Procurement*

Project Charter  
Scope Statement  
Work Breakdown Structure (WBS)  
Procurement Plan  
Procurement Planning Checklist  
Procurement Statement of Work (SOW)  
Request for Proposal Document Outline  
Project Change Requests Log  
Contract Formation Checklist  
Procurement Management Summary

*Quality*

Project Charter  
Project Procedures Overview  
Work Quality Plan  
Project Management Plan  
Work Breakdown Structure (WBS)  
PM Quality Assurance Report  
Lessons Learned Document  
Project Performance Feedback  
Project Team Performance Assessment  
PM Process Improvement Document

*Risk*

Procurement Plan  
Project Charter  
Project Procedures Document

Work Breakdown Structure (WBS)  
Risk Response Plan and Register

*Scope*

Project Scope Statement  
Work Breakdown Structure (WBS)  
Work Package  
Project Charter

*Time*

Activity Duration Estimating Worksheet  
Cost Estimates Document  
Risk Response Plan and Register Medium  
Work Breakdown Structure (WBS)  
Work Package  
Project Schedule  
Project Schedule Review Checklist

**Stakeholder Management**

Project Charter  
Change Control Plan  
Schedule Change Request Form  
Project Issues Log  
Responsibility Assignment matrix (RAM)

#### 4.4 BENEFITS OF A STANDARD METHODOLOGY ---

For companies that understand the importance of a standard methodology, the benefits are numerous. These benefits can be classified as both short- and long-term benefits. Short-term benefits were described by one company as:

- Decreased cycle time and lower costs
- Realistic plans with greater possibilities of meeting time frames
- Better communications as to “what” is expected from groups and “when”
- Feedback: lessons learned

These short-term benefits focus on key performance indicators (KPIs) or, simply stated, the execution of project management. Long-term benefits seem to focus more upon critical success factors and customer satisfaction. Long-term benefits of development and execution of a world-class methodology include:

- Faster time to market through better scope control
- Lower overall program risk
- Better risk management, which leads to better decision making

- Greater customer satisfaction and trust, which lead to increased business and expanded responsibilities for the tier 1 suppliers
- Emphasis on customer satisfaction and value-added rather than internal competition between functional groups
- Customer treating the contractor as a partner rather than as a commodity
- Contractor assisting the customer during strategic planning activities

Perhaps the largest benefit of a world-class methodology is the acceptance and recognition by customers. If one of your critically important customers develops its own methodology, that customer could “force” you to accept it and use it in order to remain a supplier. But if you can show that your methodology is superior or equal to the customer’s, your methodology will be accepted, and an atmosphere of trust will prevail.

One contractor recently found that a customer had so much faith in and respect for its methodology that the contractor was invited to participate in the customer’s strategic planning activities. The contractor found itself treated as a partner rather than as a commodity or just another supplier. This resulted in sole-source procurement contracts for the contractor.

Developing a standard methodology that encompasses the majority of a company’s projects and is accepted by the entire organization is a difficult undertaking. The hardest part might very well be making sure that the methodology supports both the corporate culture and the goals and objectives set forth by management. Methodologies that require changes to a corporate culture may not be well accepted by the organization. Nonsupportive cultures can destroy even seemingly good project management methodologies.

During the 1980s and 1990s, several consulting companies developed their own project management methodologies, most frequently for information systems projects, and then pressured clients into purchasing the methodology rather than helping them develop a methodology more suited to their own needs. Although there may have been some successes, there appeared to be significantly more failures than successes. A hospital purchased a \$130,000 project management methodology with the belief that this would be the solution to its information system needs. Unfortunately, senior management made the purchasing decision without consulting the workers who would be using the system. In the end, the package was never used.

Another company purchased a similar package, discovering too late that the package was inflexible and the organization, specifically the corporate culture, would need to change to use the methodology effectively. The vendor later admitted that the best results would occur if no changes were made to the methodology.

These types of methodologies are extremely rigid and based on policies and procedures. The ability to custom design the methodology to specific projects and cultures was nonexistent, and eventually these methodologies fell by the wayside—but after the vendors made significant profits. Good methodologies must be flexible.

#### 4.5 CRITICAL COMPONENTS

---

It is almost impossible to become a world-class company with regard to project management without having a world-class methodology. Years ago, perhaps only a few

companies really had world-class methodologies. Today, because of the need for survival and stiffening competition, numerous companies have good methodologies.

The characteristics of a world-class methodology include:

- Maximum of six life-cycle phases
- Life-cycle phases overlap
- End-of-phase gate reviews
- Integration with other processes
- Continuous improvement (i.e., hear the voice of the customer)
- Customer oriented (interface with customer's methodology)
- Companywide acceptance
- Use of templates (level 3 WBS)
- Critical path scheduling (level 3 WBS)
- Simplistic, standard bar chart reporting (standard software)
- Minimization of paperwork

Generally speaking, each life-cycle phase of a project management methodology requires paperwork, control points, and perhaps special administrative requirements. Having too few life-cycle phases is an invitation for disaster, and having too many life-cycle phases may drive up administrative and control costs. Most companies prefer a maximum of six life-cycle phases.

Historically, life-cycle phases were sequential in nature. However, because of the necessity for schedule compression, life-cycle phases today will overlap. The amount of overlap will be dependent on the magnitude of the risks the project manager will take. The more the overlap, the greater the risk. Mistakes made during overlapping activities are usually more costly to correct than mistakes during sequential activities. Overlapping life-cycle phases requires excellent up-front planning.

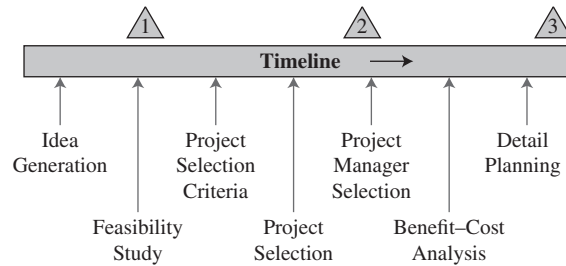
End-of-phase gate reviews are critical for control purposes and verification of interim milestones. With overlapping life-cycle phases, there are still gate reviews at the end of each phase, but they are supported by intermediate reviews during the life-cycle phases.

World-class project management methodologies are integrated with other management processes, such as change management, risk management, total quality management, and concurrent engineering. This produces a synergistic effect, which minimizes paperwork, minimizes the total number of resources committed to the project, and allows the organization to perform capacity planning to determine the maximum workload that the organization can support.

World-class methodologies are continuously enhanced through KPI reviews, lessons-learned updates, benchmarking, and customer recommendations. The methodology itself could become the channel of communication between customer and contractor. Effective methodologies foster customer trust and minimize customer interference in the project.

Project management methodologies must be easy for workers to use as well as covering most of the situations that can arise on a project. Perhaps the best way is to have the methodology placed in a manual that is user friendly.

Excellent methodologies try to make it easier to plan and schedule projects. This is accomplished by using templates for the top three levels of the WBS. Simply stated,



**Figure 4-3.** When to prepare the charter.

using WBS level 3 templates, standardized reporting with standardized terminology exists. The differences between projects will appear at the lower levels (i.e., levels 4 to 6) of the WBS. This also leads to a minimization of paperwork.

Today, companies seem to be promoting the use of the project charter concept as a component of a methodology, but not all companies create the project charter at the same point in the project life cycle, as shown in Figure 4-3. The three triangles in the figure show possible locations where the charter can be prepared:

- In the first triangle, the charter is prepared immediately after the feasibility study is completed. At this point, the charter contains the results of the feasibility study as well as documentation of any assumptions and constraints that were considered. The charter is then revisited and updated once this project is selected.
- In the second triangle, which seems to be the preferred method, the charter is prepared after the project is selected and the project manager has been assigned. The charter includes the authority granted to the project manager, but for this project only.
- In the third method, the charter is prepared after detail planning is completed. The charter contains the detailed plan. Management will not sign the charter until after detail planning is approved by senior management. Then, and only then, does the company officially sanction the project. Once management signs the charter, the charter becomes a legal agreement between the project manager and all involved line managers as to what deliverables will be met and when.

#### 4.6 AIRBUS SPACE AND DEFENCE: INTEGRATION OF THE APQP METHODOLOGY WITHIN PROJECT LIFE CYCLE

The Advanced Product Quality Planning (APQP) is a project management tool that provides effective early warning by monitoring on-quality and on-time delivery of key deliverables from the planning phase until the delivery/serial production with the objective to avoid costly issues and reworks due to immature deliverables and to increase our

internal and external customers’ satisfaction. These key deliverables are called “critical to quality” (CTQ).

This section provides an integration of this methodology within project life cycle through the definition of standard milestones, or gate reviews, where the project is assessed to ensure the maturity to go to the next phase. The project life cycle defines every stage of a project, providing visibility on the predecessor steps, on what will be the upcoming steps, on what other functions shall be involved, on what interfaces are to be delivered, on what results are already achieved and by whom, and on what results are to be created or developed by the next phase. Gate reviews are held at key milestones within all campaigns, programs, and projects. Gates reviews provide an objective assessment of progress against key success criteria agreed for the phase and acceptability of the forward plan and the readiness to proceed to the next phase with the objective to prevent further problems due to immature status. A customer review is not a substitute for a gate review. The main principles of gate reviews are:

- Ensuring the maturity of the project vis-à-vis the specified objectives and the availability of resources. Confirming the availability of resources, tools, and facilities as well as potential obsolescence and process issues. Facilitating the identification and utilization of applicable lessons learned.
- Gate reviews are arranged only when other related reviews have already passed (e.g., sales, commercial and engineering/technical, and other reviews); in order to avoid duplication of effort, gate reviews take into account the findings and actions of other related reviews. To further facilitate the cross-functional integration of project key stakeholders (e.g., operations; corporate functions like security, commercial, finance and legal, quality, engineering, support and service, etc.).
- Provide top management with a structured and independent assessment of program/project status; assess the program/project based on “Four Eyes Principle,” where the person who assesses the program/project is not the same one who is currently leading or performing the program/project itself. Provide transparency and unbiased opinion with respect to complex programs/projects, and provide value-add from expert reviews of the project.

The integration of APQP within project life cycle is performing through the matching of APQP phases with gate reviews, as described in Figure 4–4. Respectively, each

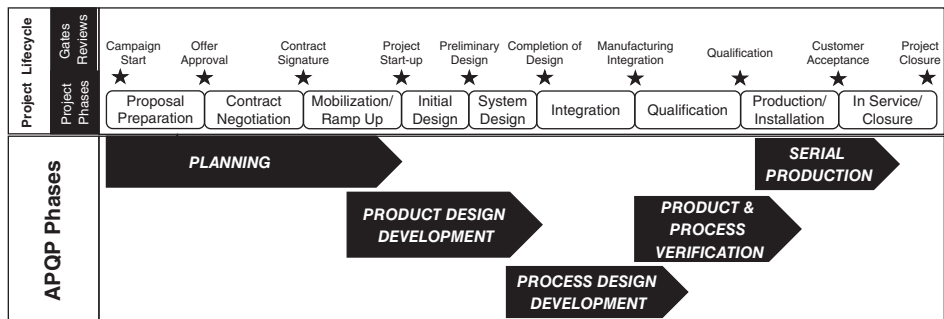


Figure 4–4. APQP Phase with Gate Reviews

TABLE 4–1. CRITERIA ASSESSMENT

Criteria	Project Assessment	APQP Assessment	Project Evidence or Deliverable to assess
Partner / Supplier Contract	<p>Are Supplier/Subcontractor related contracts formally finalized, signed, and kept up-to-date including validated SOW and relevant flow-down from customer contract?</p> <p>Are all changes in requirements (specification, terms, conditions) covered by binding agreements with suppliers/subcontractors?</p>	<p><b>Requirement Transfer to Suppliers:</b> <i>Supplier statement of compliance to requirements is considered via the supplier requirement confirmation.</i></p> <p><b>Subtier Supplier Selection:</b> <i>The list is required in our requirements but:</i></p> <ul style="list-style-type: none"> <li>• Do we usually get this list?</li> <li>• When?</li> <li>• Do we obtain a formal surveillance plan from suppliers?</li> </ul> <p>Set up depending on criticality of supplier and product</p>	<p>Supplier/Subcontractor List/ Partner/Supplier/ Subcontractor Contract</p> <p><b>Critical to Quality Element:</b> <i>Technical specification, interface specification/list of subtier suppliers, subtier quality control/ surveillance plan</i></p>

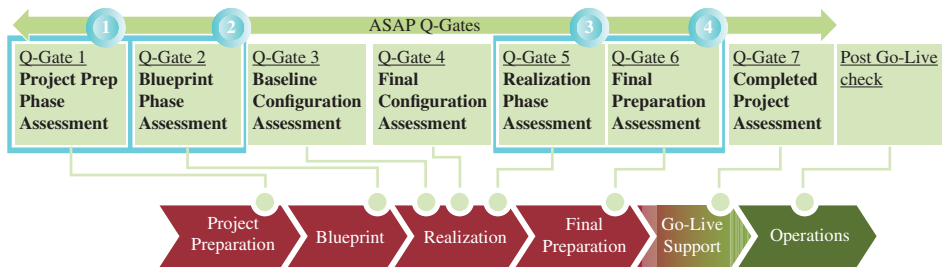
assessment criteria of each gate review contains the expected output and associated critical-to-quality deliverable to be assessed.

Table 4–1 shows an example of a criteria assessment for the gate review.

## 4.7 PROJECT QUALITY GATES—STRUCTURED APPROACH TO ENSURE PROJECT SUCCESS

Project quality is paramount in delivery of SAP projects; this fact is reflected in structured approach to quality management for SAP solution delivery—Quality Built In. The staple of the quality approach in SAP projects is the execution of formal project quality gates. The quality gates are defined in the ASAP (Accelerated SAP project delivery methodology) project delivery methodology that SAP and its customers and partners use for project planning, management, and delivery. Each project type has predetermined number of quality gates (Q-Gates) executed at key milestones of the project, as shown in Figure 4–5.

SAP believes that the quality gates are essential for success of any project regardless of deployment strategy—like traditional or agile. The quality gates are integrated not only into our delivery methodology, but they are also coded into our delivery policies and internal systems. The results of each quality gate are recorded in the corporate project management information system and are regularly reviewed and reported on. A dedicated quality team in SAP has accountability for management of the quality gates, review of project health and follow-up with project manager, stakeholders and leadership.



Four quality gates are mandatory:

- ① Project Preparation Phase
- ② Blueprint Phase
- ③ Realization Phase
- ④ Final Preparation

Other 3 gates are optional as agreed with the customer.

**Figure 4–5.** Project quality gates are defined in the project management plan and are set at critical stages in the project life cycle.

The project quality gates in the ASAP methodology provide clear guidance to project managers, stakeholders, and project teams on how to structure and perform the quality gate review. During each quality gate, the quality assurance manager assesses completeness and quality of each deliverable produced in the project according to predefined quality gate checklist, which includes not only deliverable name but also detailed acceptance criteria. Each deliverable in the checklist is marked as either mandatory or optional for completion of the quality gate. Upon completion of the quality gate, the QA manager assesses pass/fail score for the quality gate and proposes follow-up plans to take corrective actions to address deficiencies identified in this process.

The formal quality built-in process has been shown to have positive impacts on customer satisfaction and improved overall project portfolio health, and it has positively impacted revenue.

## ASAP Methodology

The ASAP methodology is a structured, repeatable, prescriptive way to deliver SAP projects and innovate project delivery. SAP delivery projects follow structured, repeatable, and prescriptive methodology for implementation. The ASAP methodology for implementation is SAP's content-rich methodology for assisting with the implementation and/or upgrade of SAP solutions across industries and customer environments. Built on experience from thousands of SAP projects, ASAP provides content, tools, and best practices that help consultants to deliver consistent and successful results across industries and customer environments.

The six phases of ASAP provide support throughout the life cycle of SAP solutions. Underlying these phases is a series of value delivery checks to make sure that the solution, as implemented, delivers the expected value. Figure 4–6 illustrates the phases of ASAP.





Figure 4-6. The phases of ASAP.

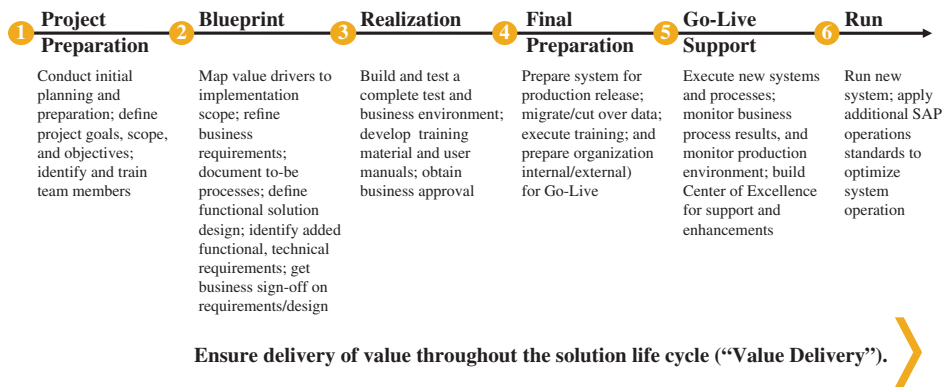


Figure 4-7. The ASAP methodology elements.

The methodology covers key aspects of SAP implementation from project management guidance structured around the PMI *PMBOK® Guide*<sup>\*</sup> through business process design, business value management, application life-cycle management, organizational change management, technical solution management, data management, and other topics important for delivery of SAP solutions.

The ASAP methodology is not pure project management methodology, but instead it combines all key elements the project team needs to cover in order to deliver successful projects. This approach is shown in Figure 4-7.

The ASAP methodology is designed in a way that enables flexibility and scalability from smaller projects, such as single consulting services delivery, to more complex delivery of global deployments in multinational corporations. This flexible design allows us to use the methodology as a foundation for creation of all consulting services. Each engineered service leverages the common WBS of the ASAP methodology to define clearly the work that is performed, roles and skills that are required to deliver service, and also details about sourcing of the roles from within the organization.

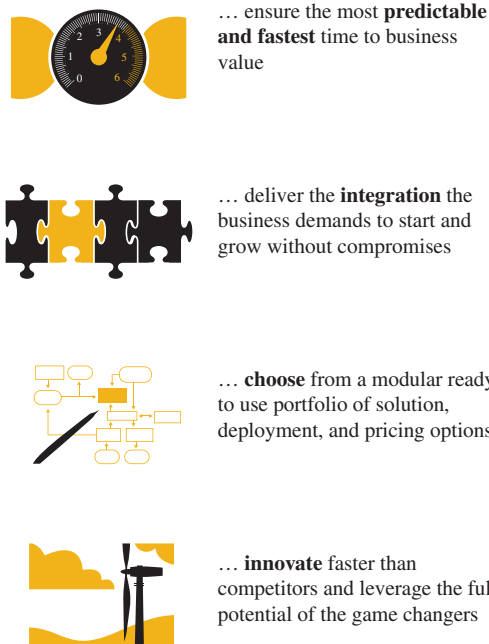
<sup>\*</sup>PMBOK is a registered mark of the Project Management Institute, Inc.

This approach helps us achieve commonality between the services in areas that are not core expertise of service owners (like project management). It also lowers the cost of service creation and simplifies the adoption process.

Thanks to the use of common taxonomy based on ASAP in the creation of services, the SAP projects can be assembled from individual engineered services and delivered in assembled-to-order approach rather than designed from scratch. SAP was recognized by the Technology Services Industry Association in 2012 for its innovative approach in services delivery with the SAP Advanced Delivery Management approach that is built on principles of common modular services that can be assembled and reused in different projects. (See Figure 4–8.)

With this approach, SAP customers take advantage of prebuild services and content and lower the cost of deployment and complexity of projects and minimize the risk of deployment projects. The engineered services and rapid deployment solutions are used in early stages of the project to establish a baseline solution that is later enhanced in a series of iterative incremental builds using agile techniques. This innovative approach to project delivery has significantly changed the delivery of projects and requires our

With New Delivery Approach we ...



The How ...

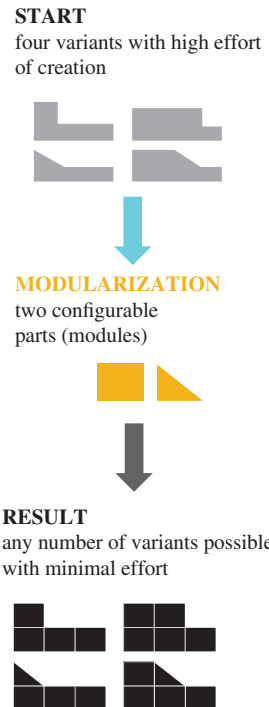


Figure 4–8. The new delivery approach

project managers to adopt their skills to this innovative way of project execution. One example is that project managers need to learn how to structure and run projects with the iterative agile techniques to design, configure, or develop customer-specific extensions, which is substantially different from traditional management of projects where solutions are built from scratch.

The common methodology and its taxonomy are not only great enablers for project delivery, but they have also helped SAP innovate the way solutions are delivered and deployed.

## 4.8 AIRBUS SPACE AND DEFENCE: INTEGRATED MULTILEVEL SCHEDULES \_\_\_\_\_

Perhaps the single most important benefit of a good methodology is the ability to create integrated multilevel schedules for all stakeholders.

### Why Integrated Multilevel Schedules?

The Integrated Multilevel Scheduling practice is aimed at providing each level of management of the project, from the Customer and/or the Company management, down to the Project Management, and down to the Work Package management, with consistent schedule baselines, consistent progress measurement, and consistent estimates to completion.

This practice is widely used for large and complex projects.

### Definition of Integrated Multilevel Schedules

Project-integrated multilevel scheduling is aimed divided into three levels of management:

- Master schedule (Level 1): Customer and/or the company management
- Project summary schedule (Level 2): Project management
- Detailed schedule (Level 3): Work package management

By default, the different levels of schedules are self-sufficient, reflecting the delegation of management responsibility in the project:

- Master schedule is owned by the project manager.
- Project summary schedule is owned by the project manager (for large project, the project manager may be supported by the project management office).
- Detailed schedules are owned by work package managers.

In addition, to deliver and maintain a multilevel project schedule, links shall be performed between the different levels to provide an integrated multilevel project schedule.

### Prerequisites to Prepare and to Deliver Integrated Multilevel Schedules

Before developing integrated multilevel schedules, the following deliverables shall be completed and performed:

#### *Define the Project Scope*

- Collect the requirements.
- Define the product breakdown structure with all internal and external deliverables.
- Develop the work breakdown structure—think *deliverables*.
- Specify work packages with a special focus on inputs needed and outputs expected including acceptance criteria of the deliverables.
- Plan a review of all the work packages descriptions with all main stakeholders of the project, the objective is to share and control the consistency between inputs and outputs of the different work packages.
- Estimate target duration, work, cost and skills for each work package.
- Manage risks and opportunities to define and plan mitigation actions and to identify where buffers shall be added in the plans.

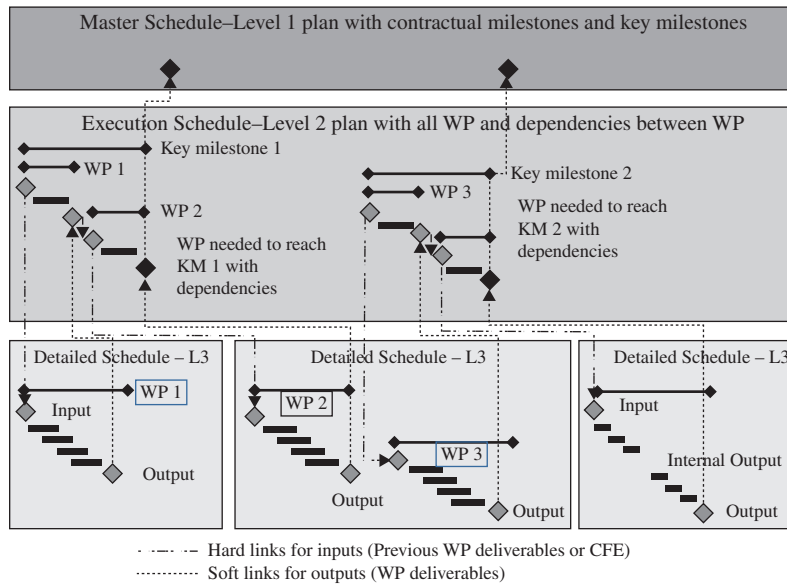
### Principles of Integrated Multilevel Schedules

The following principles shall be followed to ensure a success Integrated Multilevel Schedules:

- The *master schedule* (also called Level 1 Plan) shall deliver a synthetic view (one page) on the project schedule reflecting the *major milestones* (contractual milestones, major customer furnished items or equipment [CFI/CFE] with critical impact on contractual deliverables), the *dependencies* between major milestones and summaries of the main phases, the *contractual dates* (contract commitments), and the current contract status (major milestones passed and current progress with forecasted dates).
- The *project summary schedule* (also called Level 2 Plan) shall cover the complete WBS of the project and shall be organized according to the WBS structure. It shall provide the dependencies between all the WP of the project and the dependencies between the WP deliverables and the major milestones of the project.
- The *detailed schedule* (also called Level 3 Plan) shall deliver the detailed schedule of each work package, which shall be broken down in activities; each activity shall conduct to a deliverable and shall be broken down in elementary tasks with resources assigned.

In addition, between the different levels, multilevel schedule links shall be implemented (see Figure 4–9):

- Between the Level 1 Plan and the Level 2 Plan, links should be defined to follow the adherence to the contractual milestones dates (customer commitments) and other key milestones dates. Thereof, all major milestones (MM) reported in the Level 1 Plan shall be linked to corresponding MM in the Level 2 Plan.



**Figure 4-9.** Example of integrated multilevel schedule.

- Between the Level 2 Plan and the Level 3 Plan, links should be defined to follow the adherence to the project dates (project target dates), where each WP, the input(s) and output(s) defined in the Level 2 Plan should be linked to corresponding input(s) and output(s) of the Level 3 Plan.
- Two types of links should be used:
  - Hard links (also called driving links) for inputs in order to align automatically the date of availability of the corresponding input in the lower level.
  - Soft links for outputs to inform on the forecasted date in the lower level of the output without impacting automatically the date defined in the upper level.

### Monitor and Control of Integrated Multilevel Schedules

The monitoring and controlling of the different levels of schedule, including the consistency, should be performed within one month according to the following scheme:

1. Update of Level 3 schedules by each work package manager based on current actual and new forecast according to ongoing work package progress.
2. Multilevel consistency checking by the project management office including the deviations and the identification of the impact over key milestones.
3. Schedule review among project management office, engineering authority, and work package managers in order to identify actions plan to recover target dates.

Validation by the project manager with the update of Level 3 and Level 2 schedules based on the decisions taken and update performance baseline if needed.

## 4.9 TÉCNICAS REUNIDAS

---

*Material in this section has been provided by Felipe Revenga López, the chief operations officer of Técnicas Reunidas since September 2008. He joined Técnicas Reunidas in 2002 as project director and then as project sponsor of a group of international strategic projects. He has large experience in EPC-LSTK and OBE-LSTK projects in the Oil & Gas Production Units, Refining, Petrochemical, and Power Sector worldwide. He is an Industrial Engineer (specialty Chemicals) by the School of Industrial Engineers and currently is finishing the doctoral program in Engineering of Chemical and Biochemical Processes at the Polytechnic University of Madrid.*

\* \* \*

### **Open Book Estimate as a Successful Contract Alternative to Execute Projects in the Oil and Gas Sector**

#### **Introduction**

As a result of the projected rate of energy demand growth, the oil and gas industry has a wide range of challenges and opportunities across different areas. For that reason, for a number of years the sector has been developing new facilities, which in many cases are megaprojects.

The typical complete life cycle of a capital project in the oil and gas sector is focused in the overall stages that are shown in Figure 4–10. Understanding and managing these stages is crucial on the long-term success of the project.

Lump-sum turnkey (LSTK) and cost-plus contracting are both very prevalent types of contracts within projects in the oil and gas industry. The level of risk the client of a project is willing to accept, budget constraints, and the client's organization core competencies determine which method is best for a project.

A large number of projects in this sector are performed under engineering, procurement, and construction (EPC)–LSTK contracts; The major experience of Técnicas Reunidas (TR) is based mainly in this type of projects, which in general means managing the whole project and carrying out the detailed engineering (in some cases it is included the basic engineering or front-end engineering design (FEED) in the scope of work); procuring all the equipment and materials required; and then constructing, pre-commissioning, and starting up to deliver a functioning facility ready to operate. LSTK contracting tends to be riskiest, and all risks are assumed by the EPC contractor.

The open book estimate (OBE) or open book cost estimate (OBCE) is an alternative way to execute EPC projects. With this type of contract, the final purpose of the work is to define the total price of the project in collaboration with the client; the global costs of the project are established in a transparent manner (open book).

#### **The Open Book Estimate**

The main purpose of the OBE methodology is to build up an accurate EPC price by applying some parameters previously agreed on (between client and the contractor), the base cost through an OBE, the development of an extended front-end engineering effort and in some cases the placement of purchase orders for selected long lead and critical

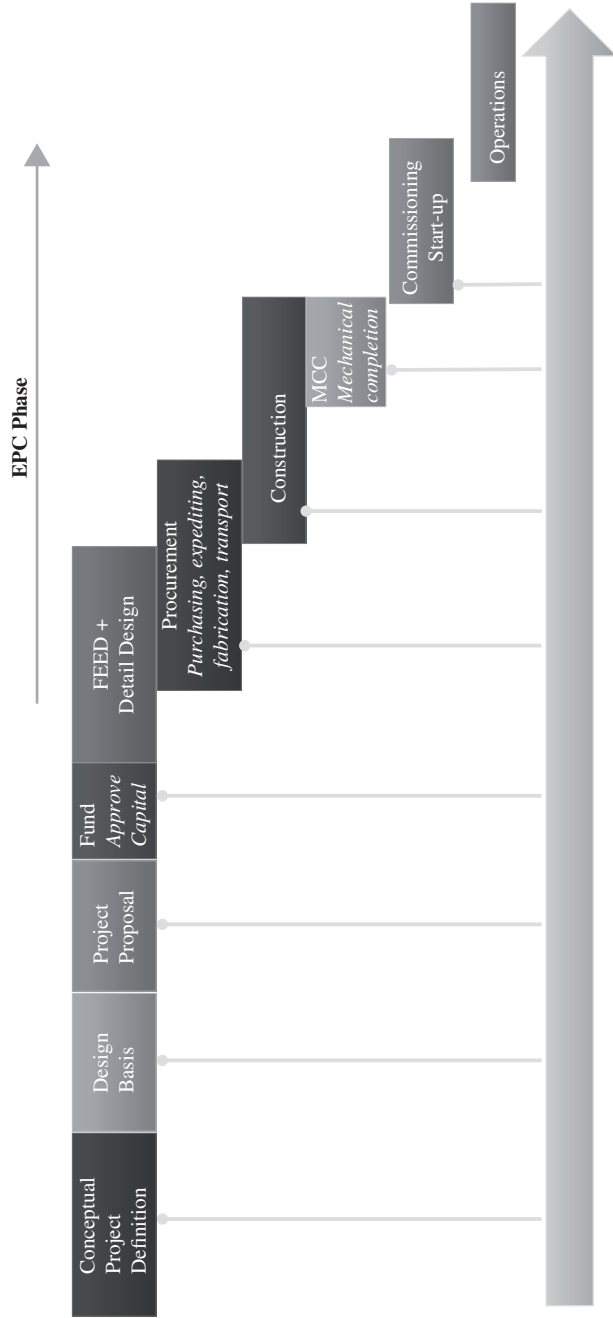


Figure 4-10. Typical life-cycle phases.

items to ensure the overall schedule of the project. The OBE will fix the project base cost and will become the basis for determining the lump-sum EPC price for the project.

During an OBE phase, the contractor develops a FEED and/or part of the detailed engineering under a reimbursable basis or lump-sum price or alternatives, including a complete and open cost estimate of the plant. After an agreed period (usually between 6 to 12 months, mainly dependent on the accuracy grade, schedule, and other factors required by client) of engineering development and after the client and contractor agree on the base cost, the contract is changed or converted to an EPC LSTK contract applying previously agreed-on multiplying factors.

### Cost Estimate Methodology      Principal Cost Elements and Pricing Categories

The OBE usually is based on sufficient engineering development in accordance with the deliverables identified in OBE contract. These deliverables are developed as much as possible in the normal progress of the project. Required deliverables are prepared and submitted to the client prior to completion of the conversion phase.

The principal cost elements, as seen in Figure 4–11, that comprise the OBE are addressed below. The OBE cost estimate shall include the total scope of work:

1. Detailed engineering, procurement, and construction services
2. Supply of equipment, bulk materials, and spare parts
3. Transport to construction site
4. Customs clearance
5. Construction and erection at site
6. Provision of subcontractors' temporary construction facilities and services

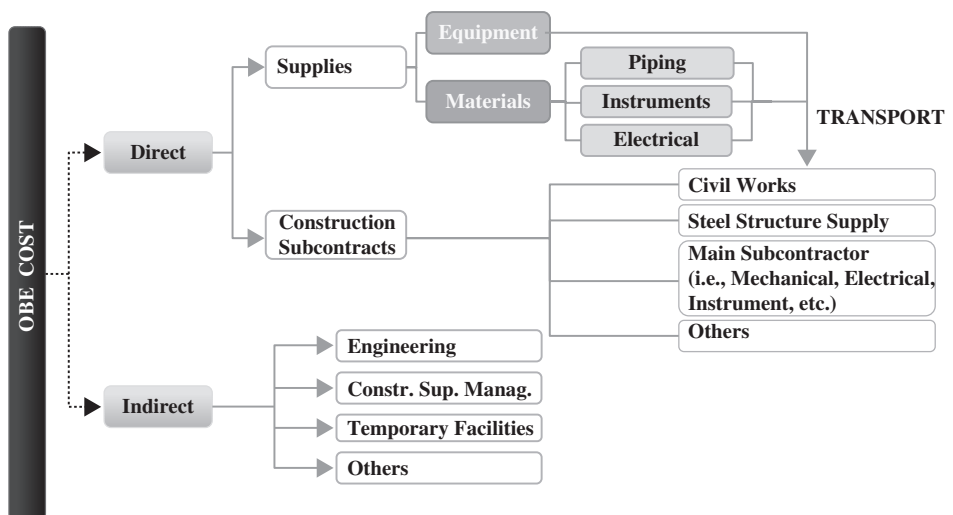


Figure 4–11. Typical cost elements.



7. Construction and precommissioning services
8. Commissioning and start-up services
9. Training services and vendor’s assistance
10. Bonds, insurances, hedging charges
11. Other costs, including third-party inspection and contractor insurance
12. Others

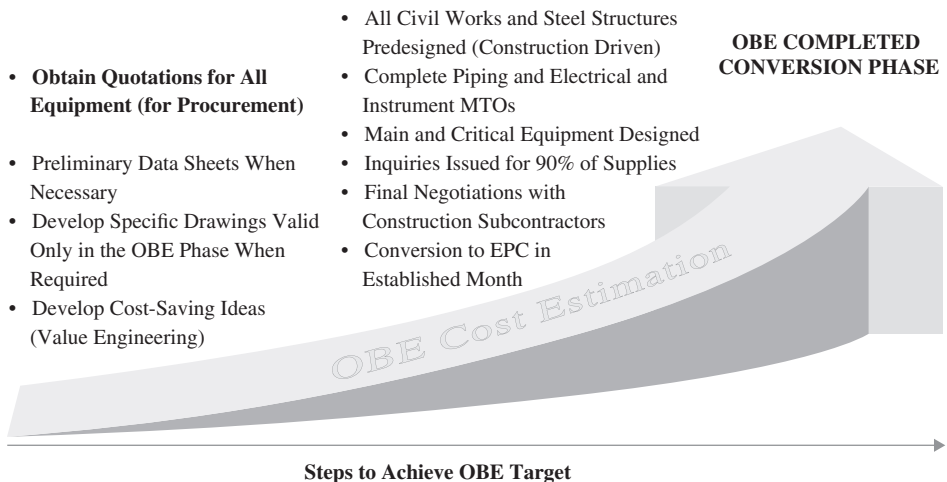
**Cost Base**

- An OBE procedure is developed during the contract stage and implemented during the project’s OBE phase. All details on how to prepare an OBE have to be agreed and included as an annex in the contract.
- Preagreement of allowances, growth, conditioning, technical design allowances, surplus, and cut and waste.
- Material take-offs (MTOs) based on PDS software, measured in process and instrument diagrams (P&ID) and plot plans and estimates. All details on procedures are to be agreed on before OBE contract signature.

In executing projects under convertible basis, TR develops the OBE in parallel with the normal project execution, ensuring that both activities can flow smoothly without interference. During the OBE phase, in certain cases and if agreed with the client, TR can advance the procurement of the main equipment and initiate negotiations for construction subcontractors. The execution of these activities in advance facilitates the fulfillment of project schedule requirements.

This OBE phase of the project is jointly developed between the client and TR. The OBE is fully transparent to client and the conversion to LSTK is made once the risk/reward element is fixed.

In Figure 4–12, we see the main steps and activities that are developed to achieve OBE goals and to convert to next phase of the project.



**Figure 4–12.** Steps to achieve OBE target.

During the OBE phase, cost-saving ideas are developed in order to adjust the final cost estimate; to do so, a special team of engineering specialists is appointed to work with both the engineering manager and the estimating manager, with the purpose to determine those areas where potential savings can be achieved by optimizing the design, without jeopardizing safety, quality, or schedule. Any of these changes that could lead to cost savings are carefully evaluated from a technical point of view. If the feasibility of the potential change is proven, the alternative solution, together with the cost-saving impact evaluation, will be forwarded to the clients for consideration.

The EPC contract price is the result of the base cost multiplied by fixed percentages for fee and markups related to equipment, bulk materials, construction, and ancillary costs agreed to by the client and contractor. During the conversion phase, this price is converted to lump-sum price and thereafter remains fixed during the EPC-LSTK phase.

### **Contracts**

There are two typical models of contracts under this OBE alternative:

1. One contract, two parts: OBE and EPC. The price for the EPC part is to be included at conversion.
2. Two contracts, one OBE and the other EPC. Both may be signed at the beginning or one at the beginning and the other at conversion.

The methodology of the OBE is included in the contract.

In the case of no conversion:

- I. The contractual relationship disappears, and both client and contractor break their commitment. The client may break the contract if it is not interested. Consequences:
  - Six months for a new LSTK offer. Two to three months plus evaluating the offers
  - Repeat FEED with different contractor.
- II. Contract provides mechanisms in the case of no agreement.
  - Continue contract on a service base (better LS contract).
  - Agree on partial conversion.
  - Other actions as per contract agreement.

### **Advantages**

An OBE phase followed by an LSTK contract could optimize all project execution, especially in cost and schedule.

- In terms of cost, the client and contractor could together determine the project cost through an OBCE because an estimation methodology, conversion conditions such as multiplying factors are agreed upon, etc. Both the client and the contractor determine by mutual agreement the final price of the contract, sharing all information. This will generate a feeling of trust between both companies. This model results in an accurate cost because unnecessary contingencies are avoided.

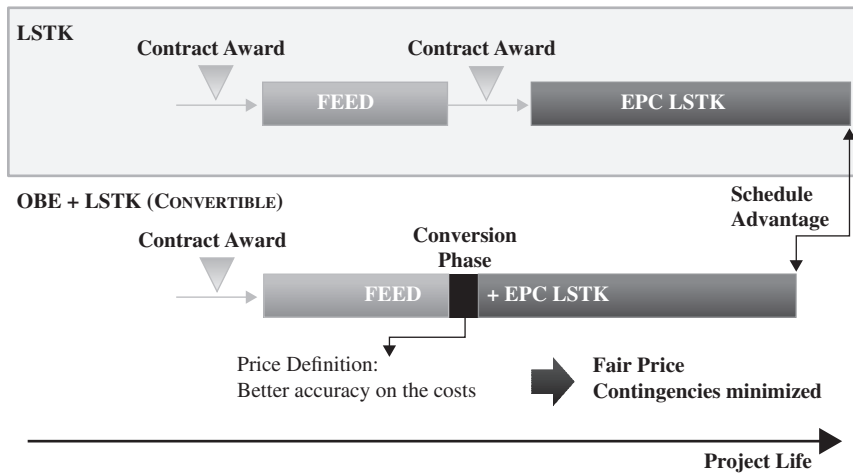


Figure 4–13. Typical schedule advantage.

- However, this model results in schedule advantages because the bidding period is shortened or replaced by a conversion negotiation phase; an EPC stage is shortened because all the work is developed during the extended feed and conversion stage. A representation of the schedule advantage is shown in Figure 4–13.

In summary, the advantages in cost and schedule are shown in Table 4–2.

### Close-out

The OBE has been demonstrated to be a successful contract alternative for executing projects in the oil and gas sector because it aligns clients and contractors with the

TABLE 4–2. COST AND SCHEDULE ADVANTAGES OF THE OBE METHODOLOGY

Cost	Schedule Reduction
Develops an EPC estimate during 6 to 12 months. This provides a much more accurate costs.	Short bidding period, as cost estimate does not need to be as detailed in an EPC-LSTK common bidding process
Accurate prices based on real offers and an agreed conversion factor assures fairness to client and contractor.	Shortening of the overall project schedule: time for extended FEED and EPC bidding is shortened dramatically.
There is enough time to develop the project and to avoid unnecessary contingencies.	Contract award procedure is much easier and shorter.
Application of cost saving to match project cost to client’s budget.	Some long-lead Items and critical equipment could be awarded or negotiated.
Facilitates the possibility of funding, because a more accurate estimation.	
Risk are reduced and better controlled to the benefit of both client and contractor	

project's goals. Both are motivated to pursue the best cost estimation or project target cost, and at the same time the schedule is optimized.

As mentioned in the introduction to this section, in the oil and gas sector, most current projects can be considered megaprojects, where there are many risks with a high workload from suppliers, contractors, subcontractors, and others. Through an OBE alternative, clients can better manage risks through a more cooperative and agreed-on approach, where the risks are reduced during an accurate estimate and then embraced rather than totally transferred to contractors. In this way, project outcomes can be improved.

TR has converted successfully 100 percent from OBE to EPC-LSTK projects.

### Definitions

- Client: The owner of the oil and gas company
- Contractor: Affiliated company responsible for performing the engineering, procurement and construction services
- EPC: Engineering, procurement, and construction. Type of contract typical of industrial plant construction sector, comprising the provision of engineering services, procurement of materials, and construction.
- FEED: Front-end engineering design. This refers to basic engineering conducted after completion of the conceptual design or feasibility study. At this stage, before the start of EPC, various studies take place to figure out technical issues and estimate rough investment cost.
- LS contract: Lump-sum contract. In a lump-sum contract, the contractor agrees to do a specific project for a fixed price
- LSTK contract: lump-sum contract. In a lump-sum turnkey contract, all systems are delivered to the client ready for operations.
- MTOS: Material take-offs. This refers to piping, electrical, and instrumentation.
- OBE: Open book estimate or open book cost estimate (OBCE)
- PDS: Plant design system. Software used for designing industrial plants through a multidisciplinary engineering activity
- P&ID: Process and instrument diagrams
- TR: Técnicas Reunidas

## 4.10 YANFENG GLOBAL AUTOMOTIVE INTERIOR SYSTEMS CO. LTD. \_\_\_\_\_

The Product Realization Process (PRP) project was a global initiative to develop a common launch process to enable consistent execution across all regions within the organization. The project team of regional subject matter experts in all functions worked collaboratively to develop a standard set of deliverables and timing objectives for every program launch. Training was also developed to support the roll-out of the process. The PRP project charter, approved by the organization leadership, allowed the project team

to develop a common launch process that would be applied globally. An aggressive target required the process to be ready to support implementation on programs, in a pilot phase, within six months. PRP enables our new company to “speak one language” regarding program development and launch.

The PRP project team succeeded in developing the new process within the targeted six-month period and made the process available for release into internal systems by October 2016. The core PRP Project team consisted of experienced subject matter experts from each region and each functional group. In total, this was over 30 members.

Initial project development activity began with Workshop #1 in August 2016 in Holland, Michigan, and completed five months later in Shanghai with Workshop #4 in December 2016. Functional experts from North America, Europe, and Asia Pacific regions participated in multiple workshop activities, in addition to their regular work duties. Significant effort was also extended between workshops to continue collaboration and help ensure global alignment on functional deliverable requirements.

The PRP team members also helped develop functional training material to support PRP Pilot phase activity. Training was provided in e-learning, video, and classroom style. Pilot phase team training was kicked off in February 2016. Over 200 team members across the three global regions participated in PRP training for their pilot programs. Over 30 PRP pilot teams used the PRP launch process.

Through the course of the workshop activity and cross-functional collaboration, over 100 process documents were developed and released.

The result of this tremendous effort by a global team is the availability of a common process that will enable consistent launch execution in all regions and allow for seamless execution of global programs. The PRP project team achieved the requirements established in the project charter.

The PRP project team demonstrated all of the organization’s values over the course of the six-month project. The process, created by the team, will positively impact future programs for many years.

This project required that an experienced cross-functional team worked together across different regions, cultures, and time zones. The team was united by one vision to create a new common process based on prior JCI-PLUS and YF-IDS launch processes. Each functional group demonstrated exceptional teamwork working collaboratively with regional peer groups. Team collaboration was highly visible within working groups as they focused on understanding unique regional requirements.

Team members assumed this activity and additional responsibilities beyond their normal work activities. This required extensive travel and additional support that exceeded normal working hours. Each team member stayed focused and fully committed to meet project deliverables. The multicultural team remained patient and open to learning from each other and developing a world-class launch process.

Functional group leaders and individuals consistently demonstrated personal initiative, accountability, and a passion for excellence. Action plans were developed and executed to accomplish the overall project objectives and timeline. Each team member recognized the significance of this project and the long-term benefit to Yanfeng Global Automotive Interior Systems (YFAI).

Facilitating a standard process for launching programs is only one element within the realm of responsibility for the program management office. The governance of



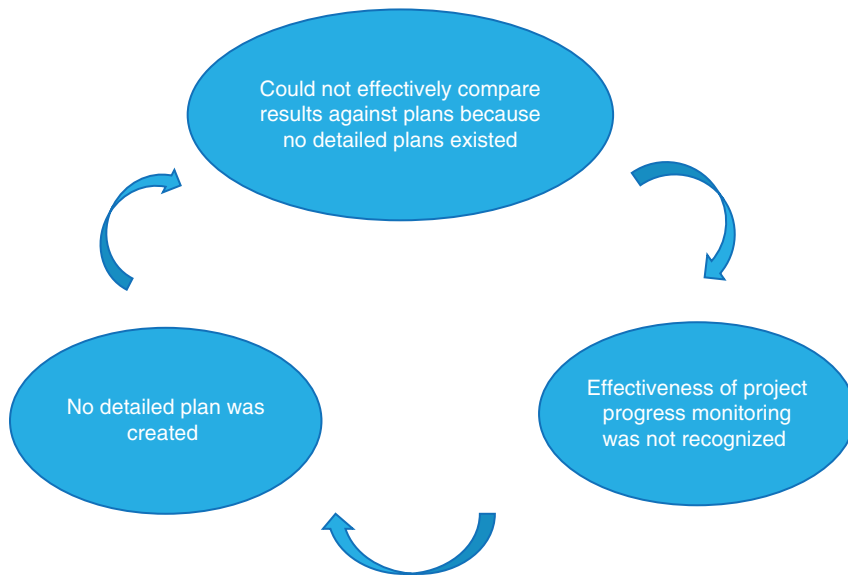
**Figure 4–14.** Major Components of Program Management.

process and compliance along with the development of program team members are the other two areas that are the focus for the project management office (see Figure 4–14).

The true best practice of developing and institutionalizing the new PRP is that it was managed as an actual project using the typical methods of project management. The project timing was managed by the use of a standard timeline and Gantt charts. All of the PMBOK knowledge areas were integrated, and project success was enabled by utilizing the processes of initiation, planning, execution, monitoring, and closing.

#### 4.11 SONY CORPORATION AND EARNED VALUE MANAGEMENT

Earned value management (EVM) is one of the most commonly used tools in project management. When it is used correctly, EVM becomes a best practice and allows



**Figure 4–15.** Sony’s negative cycle.

managers and executives to have a much clearer picture as to the true health of a project. EVM can also lead to significant continuous improvement efforts. Such was the case at Sony.

Sony suffered from some of the same problems that were common in other companies. Because project planning at Sony often did not have desired level of detail, Sony viewed itself as operating in a “negative cycle,” as shown in Figure 4–15. Sony’s challenge was to come up with effective and sustainable ways to break out of this negative cycle.

Sony’s basic idea or assumption was that unless people recognize the need for change and want to get involved, nothing will happen, let alone further improvements. Sony realized that, at the beginning of the EVM implementation process, it might need to sacrifice accuracy of the information.

Sony sought the easiest possible or the most elementary way for project managers and team members to implement progress monitoring continuously.

Sony started by:

1. Using information on a list of final deliverables together with a completion date for each final deliverable. Team members did not have to make an extra effort to produce this level of information because it was being provided to them.
2. Selecting the fixed ratio method, among several EVM methods, such as the weighted milestone method, percentage-complete method, and criteria achievement method for reporting progress. The fixed ratio method required the least effort from project managers and team members.
3. Visualizing project progress and monitoring process using various graphs, such as Figures 4–16 and 4–17 for Schedule Performance Index (SPI) reporting.

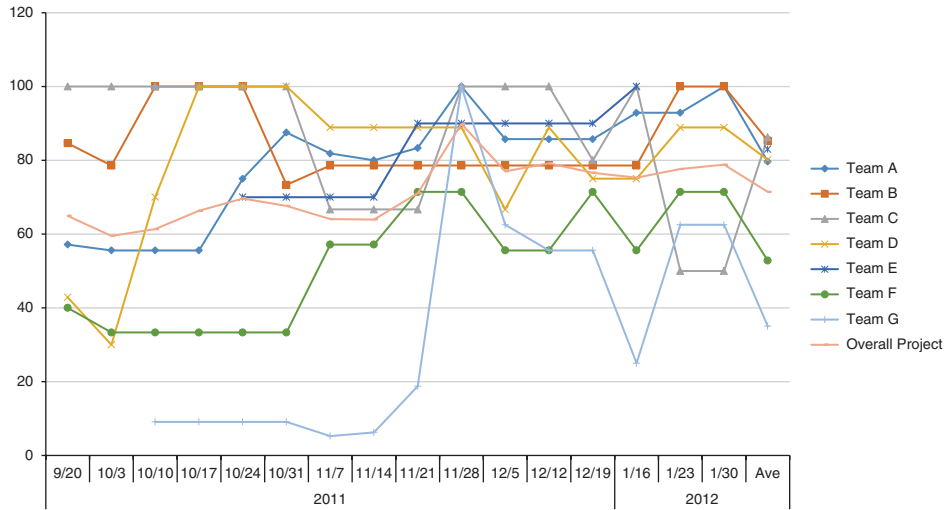


Figure 4–16. SPI (progress rate) transition by team.

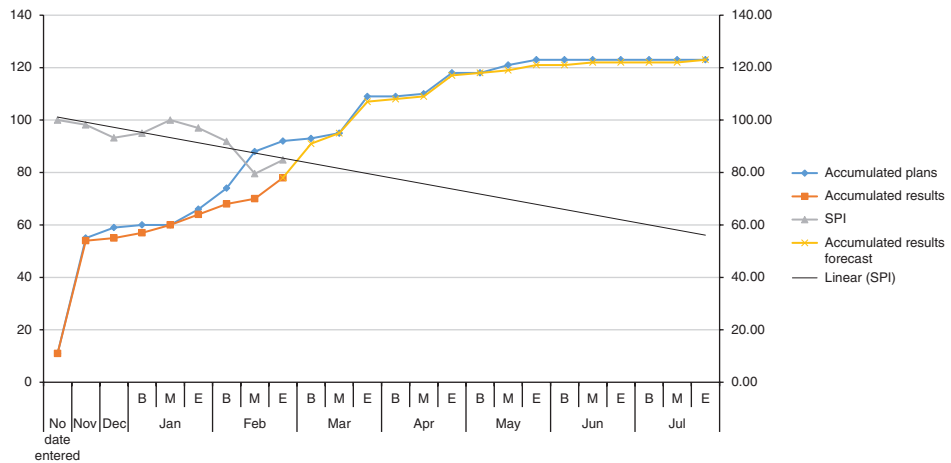


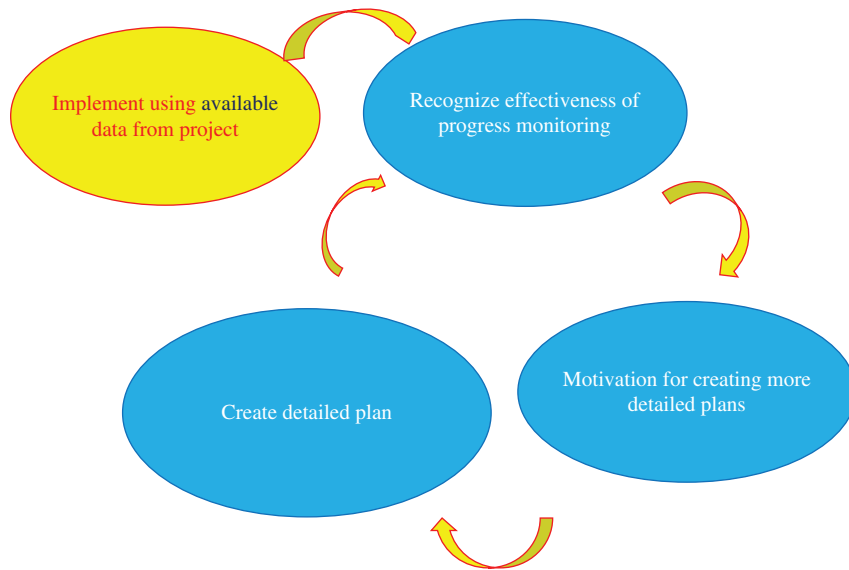
Figure 4–17. Overall project progress forecasting (linear approximation).

Shortly after people started to practice this elementary method of progress monitoring and reporting, we began to observe the following improvements:

1. Increased awareness by project managers and team members that forecasting, early alerts, and taking countermeasures earlier improve productivity (i.e., SPI).
2. Increased awareness by project managers and team members that reviewing and creating more detailed plans were critical to further improve productivity (i.e., SPI).

Visualization or performance certainly helped the project teams to easily understand how important and beneficial practicing project progress monitoring was.





**Figure 4–18.** The progress improvement cycle.

Project managers and team members began to take initiatives to improve project progress monitoring and reporting, as shown in Figure 4–18. For example, team members noted that delays in progress were difficult to detect when data accuracy was poor or not detailed enough. Team members started to improve data accuracy by:

1. Dividing a month into three parts. Previously, data was given on a monthly basis.
2. Making changes to the fixed ratio method. Previously, the 1/100 rule had been applied but now the 20/80 rule was used.
3. Adding intermediate deliverables. Intermediate deliverables were reported in addition to final deliverables

In summary, as an effective first step toward implementing progress monitoring, it is important to start by using as data whatever deliverables are already available in your organization.

By visualizing progress monitoring and through forecasting, ensure sure that correct countermeasures are taken to solve problems.

Accuracy will be improved once people become aware of the effectiveness of project progress monitoring.

## Reference Documents

- Nagachi, Koichi. 2006. "PM Techniques Applied in Nile Firmware Development: An Attempt to Visualize Progress by EVM." Paper presented at the PMI Tokyo Forum.
- Nagachi, Koichi, and Jun Makino. 2012. "Practicing Three Earned Value Measurement Methods." Paper presented at the PMI Japan Forum.

Tominaga, Akira. August 20, 2003. *EVM: Earned Value Management for Japan*. Society of Project Management.

Yamato, Shoso, and Koichi Nagachi. April 20, 2009. "IT Project Management by WBS/EVM," Soft Research Center Inc.

## 4.12 PROJECT MANAGEMENT TOOLS AND SOCIALIZED PROJECT MANAGEMENT \_

In the early years of project management, EVM was the only tool used by many companies. Customers such as the Department of Defense created standardized forms that every contractor was expected to complete for performance reporting. Some companies had additional tools, but these were for internal use only and not to be shared with the customers.

As project management evolved, companies created enterprise project management (EPM) methodologies that were composed of multiple tools displayed as forms, guidelines, templates, and checklists. The tools were designed to increase the chances of repeatable project success and designed such that they could be used on multiple projects. Ideas for the additional tools often came from an analysis of best practices and lessons learned captured at the end of each project. Many of the new tools came from best practices learned from project mistakes such that the mistakes would not be repeated on future projects. Project teams now could have as many as 50 different tools to be used. Some tools were used for:

- Defining project success since the definition could change from project to project
- Capturing best practices and lessons learned throughout the project life cycle rather than just at project completion
- Advances in project performance reporting techniques
- Capturing benefits and value throughout the life cycle of the project
- Measuring customer satisfaction throughout the life cycle of the project
- Handing off project work to other functional groups

As project management continued to evolve, companies moved away from co-located teams to distributed or virtual teams. Now additional tools were needed to help support the new forms of project communications that would be required. Project managers were now expected to communicate with everyone, including stakeholders, rather than just project team members. Some people referred to this as PM 2.0, where the emphasis was on social project management practices.

Advances in technology led to a growth in collaborative software, such as Facebook, and Twitter, as well as collaborative communications, platforms such as company intranets. New project management tools, such as dashboard reporting systems, would be needed. Project management was undergoing a philosophical shift away from centralized command and control to socialized project management, and additional tools were needed for effective communications. These new tools are allowing for a more rigorous form of project management to occur accompanied by more accurate performance reporting. The new tools also allow for decision making based on facts and evidence rather than guesses.

## 4.13 ARTIFICIAL INTELLIGENCE AND PROJECT MANAGEMENT

---

It appears that the world of artificial intelligence (AI) is now entering the project management community of practice, and there is significant interest in this topic. Whether AI will cause an increase or decrease in project management tools is uncertain, but an impact is expected.

A common definition of AI is intelligence exhibited by machines.<sup>8</sup> From a project management perspective, could a machine eventually mimic the cognitive functions associated with the mind of a project manager such as decision making and problem solving? The principles of AI are already being used in speech recognition systems and search engines, such as Google Search and Siri. Self-driving cars use AI concepts as do military simulation exercises and content delivery networks. Computers can now defeat most people in strategy games such as chess. It is just a matter of time before we see AI techniques involved in project management.

The overall purpose of AI is to create computers and machinery that can function in an intelligent manner. Doing this requires the use of statistical methods, computational intelligence, and optimization techniques. The programming for such AI techniques requires not only an understanding of technology but also an understanding of psychology, linguistics, neuroscience, and many other knowledge areas.

The question regarding the use of AI is whether the mind of a project manager can be described so precisely that it can be simulated using the techniques just described. Perhaps there is no simple logic that will accomplish this in the near term, but there is hope because of faster computers, the use of cloud computing, and increases in machine learning technology. However, there are some applications of AI that could assist project managers in the near term:

- The growth in the use of competing constraints rather than the traditional triple constraints will make it more difficult to perform trade-off analyses. The use of AI concepts could make life easier for project managers.
- We tend to take it for granted that the assumptions and constraints given to us at the onset of the project will remain intact throughout the project's life cycle. Today, we know that this is not true and that all assumptions and constraints must be tracked throughout the life cycle. AI could help us in this area.
- Executives quite often do not know when to intervene in a project. Many companies today are using crises dashboards. When an executive looks at the crises dashboard on the computer, the display identifies only those projects that may have issues, which metrics are out of the acceptable target range, and perhaps even the degree of criticality. AI practices could identify immediate actions that could be taken and thus shorten response time to out-of-tolerance situations.
- Management does not know how much additional work can be added to the queue without overburdening the labor force. For that reason, projects are often

---

8. This definition and parts of this section have been adapted from Wikipedia contributors, "Artificial Intelligence," *Wikipedia, The Free Encyclopedia*, [https://en.wikipedia.org/w/index.php?title=Artificial\\_intelligence&oldid=802537752](https://en.wikipedia.org/w/index.php?title=Artificial_intelligence&oldid=802537752).

added to the queue with little regard for (1) resource availability, (2) skill level of the resources needed, and (3) the level of technology needed. AI practices could allow for the creation of a portfolio of projects that has the best chance to maximize the business value the firm will receive while considering effective resource management practices.

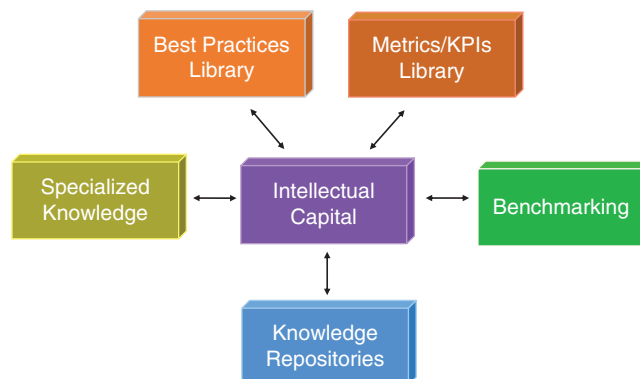
- Although some software algorithms already exist for project schedule optimization, practices still seem to be a manual activity using trial-and-error techniques. Effective AI practices could make schedule optimization significantly more effective by considering all present and future projects in the company rather than just individual projects.

Project managers are often pressured to make rapid decisions based on intuition rather than by step-by-step deduction used by computers. Nothing is simply true or false because we must make assumptions. Generally speaking, the more information we have available, the fewer the assumptions that must be made. With a sufficient database of information, AI tools could perform reasoning and problem solving based on possibly incomplete or partial information. AI can visualize the future and provide us with choices that can maximize the value of the decision.

If AI practices are to be beneficial to the project management community of practice, then pockets of project management knowledge that existed in the past must be consolidated into a corporate-wide knowledge management system that includes all of the firm's intellectual property, as shown in Figure 4–19.

The more information available to the AI tools, the greater the value of the outcome. Therefore, the starting point must be a consolidation of project management intellectual property, and the AI tools must have access to this information. PMOs will most likely have this responsibility.

While all of this sounds workable, there are still some downside risks based on to which area of knowledge in the *PMBOK® Guide* we apply the AI tools. As an example, using the Human Resources Knowledge Area, can AI measure and even demonstrate empathy in dealing with people? In the Integration Management Knowledge Area, can AI add in additional assumptions and constraints that were not included in the business



**Figure 4–19.** Components of intellectual property.

case when the project was approved? In the Stakeholder Management Knowledge Area, can the AI tools identify the power and authority relationships of each stakeholder? And with regard to machine ethics, can an AI tool be made to follow or adhere to PMI's *Code of Ethics and Professional Responsibility* when making a decision?

While all of this seems challenging and futuristic to some, AI is closer than you think. Amazon, Google, Facebook, IBM, and Microsoft have established a nonprofit partnership to formulate best practices on AI technologies, advance the public's understanding, and serve as a platform about AI.<sup>9</sup> In a joint statement, the companies stated: "This partnership on AI will conduct research, organize discussions, provide thought leadership, consult with relevant third parties, respond to questions from the public and media, and create educational material that advance the understanding of AI technologies including machine perception, learning, and automated reasoning."<sup>10</sup> Though not one of the original members in 2016, Apple joined other tech companies as a founding member of the Partnership on AI in January 2017.<sup>11</sup> The corporate members will make financial and research contributions to the group, while engaging with the scientific community to bring academics onto the board.<sup>12</sup>

Given the fact that Amazon, Google, Facebook, IBM, Microsoft, and Apple are all heavy users of project management, and by some are considered to have world-class project practices, how long do you think it will be before they develop AI practices for their own project management community of practice? The implementation of AI practices to project management may very well be right around the corner.

#### 4.14 LIFE-CYCLE PHASES

---

When developing a project management methodology, determining the best number of life-cycle phases can be difficult. As an example, let's consider IT. During the 1980s, with the explosion in software, many IT consulting companies came on the scene with the development of IT methodologies using systems development life-cycle phases. The consultants promised clients phenomenal results if clients purchased the package along with the accompanying training and consulting. Then, after spending hundreds of thousands of dollars, clients read the fine print that stated that the methodology must be used as is, and no customization of the methodology would take place. In other words, clients would have to change their company to fit the methodology rather than vice versa. Most of the IT consultancies that adopted this approach no longer exist.

For an individual company, agreeing on the number of life-cycle phases may be difficult at first. But when an agreement is finally reached, all employees should live by the

---

9. Seth Fiegerman, "Facebook, Google, Amazon Create Group to Ease AI Concerns." CNNMoney.com, September 28, 2016. <http://money.cnn.com/2016/09/28/technology/partnership-on-ai/index.html>. Accessed October 2017.

10. "Artificial intelligence," *Wikipedia, The Free Encyclopedia*, [https://en.wikipedia.org/w/index.php?title=Artificial\\_intelligence&oldid=802537752](https://en.wikipedia.org/w/index.php?title=Artificial_intelligence&oldid=802537752)

11. Partnership on AI, "Partnership in AI Update," January 27, 2017. [www.partnershiponai.org/2017/01/partnership-ai-update/](http://www.partnershiponai.org/2017/01/partnership-ai-update/).

12. Fiegerman, CNNMoney.com.

same phases. However, for today's IT consulting companies, the concept of one-package-fits-all will not work. Whatever methodology they create must have flexibility in it so that client customization is possible. In doing so, it may be better to focus on processes rather than phases, or possibly a framework approach that combines the best features of each.

#### 4.15 EXPANDING LIFE-CYCLE PHASES ---

Historically, we defined the first phase of a project as the initiation phase. This phase included bringing project managers on board, handing them a budget and a schedule, and telling them to begin project execution. Today, there is a preinitiation phase, which Russ Archibald and his colleagues refer to as the Project Incubation/Feasibility Phase.<sup>13</sup> In this phase, we look at the benefits of the project, the value expected at completion, whether sufficient and qualified resources are available, and the relative importance of the project compared to other projects that may be in the queue. It is possible that the project may never reach the Initiation Phase.

In the past, project management was expected to commence at the initiation phase because it was in this phase that the project manager was assigned. Today, project managers are expected to possess a much greater understanding of the business as a whole, and companies have found it beneficial to bring project managers on board earlier than the initiation phase to assist in making business decisions rather than purely project decisions.

In the same context, we traditionally viewed the last life-cycle phase as project closure, which includes the implementation of contractual closure, administrative closure, and financial closure. After closure, the project manager would be reassigned to another project.

Today, we are including a post-project evaluation phase. Some companies refer to this as a customer satisfaction management phase. In this phase, selected members of the project team and sales/marketing personnel, as well as members from the governance committee, meet with the client to see what changes can be made to the methodology or processes used to execute the project and what can be done differently on future projects for this client to further improve the working relationship among client, contractor, and stakeholders.

#### 4.16 CHURCHILL DOWNS INCORPORATED ---

Churchill Downs Incorporated has created a project management methodology that clearly reflects its organization. According to Chuck Millhollan, director of program management:

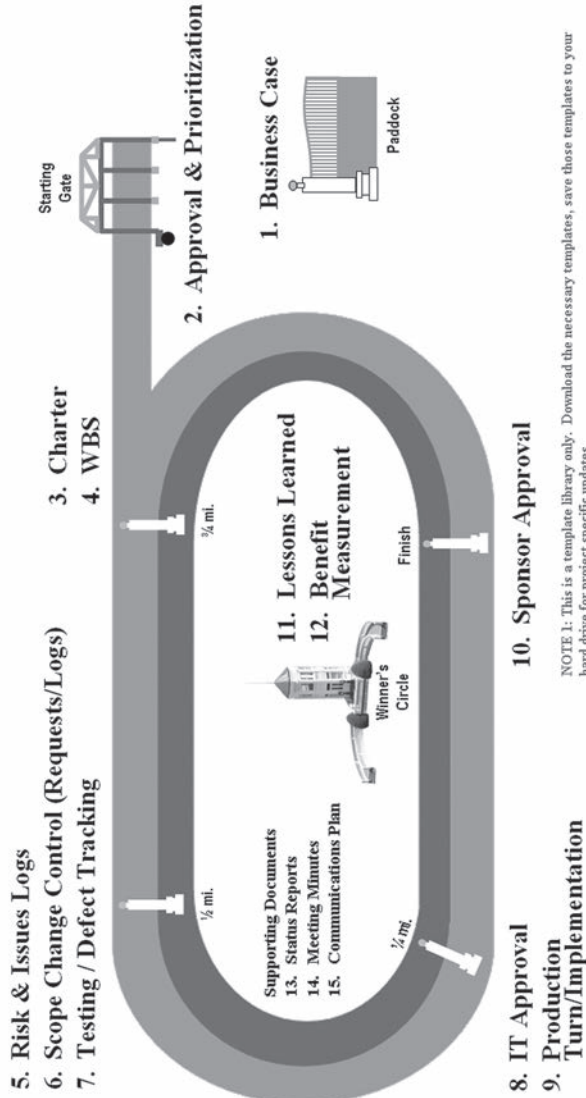
While we based our methodology on professional standards, we developed a graphic (and used terminology) understood by our industry to help with understanding and acceptance. For example, we have a structured investment request, approval and prioritization process. (See Figure 4–20.) We used the analogy of bringing the Thoroughbred

---

13. Russell D. Archibald, Ivano Di Filippo, and Daniele Di Filippo, December 2012, "The Six-Phase Comprehensive Project Life Cycle Model Including the Project Incubation/Feasibility Phase and the Post-Project Evaluation Phase," *PM World Journal*.

**CHURCHILL DOWNS**  
INCORPORATED

# Project Race Track



NOTE 1: This is a template library only. Download the necessary templates, save those templates to your hard drive for project specific updates.

NOTE 2: Remember, for approved projects, upload your completed documents to the appropriate folder in the SharePoint project artifact repository - <http://projects.kydeny.com/default.aspx>

CDIPMO

Figure 4-20. The Churchill Downs Incorporated methodology.

into the paddock prior to race and then into the starting gate. The project, or race, is not run until the Thoroughbred has entered the starting gate (approved business case and project prioritization).

#### 4.17 INDRA: THE NEED FOR A METHODOLOGY ---

As mentioned in Chapter 3, the quest for excellence in project management is almost always accompanied by the development of a project management methodology. Such was the case at Indra. Indra defines excellence in project management as follows: “Excellence in project management is achieved by being able of repeatedly reaching the project targets, creating business opportunities, and improving the management process itself when managing the assigned projects.” Enrique Sevilla Molina, PMP, formerly corporate PMO director, discusses the journey to excellence:

A project management methodology was formally defined in the mid-’90s based upon the experience gained in our major international contracts. The main problems we faced were related to the definition of the scope, the limits of the methodology, and the adoption of the correct strategy to spread this knowledge throughout the company. To solve these issues, our management chose to hire an external consulting company to act as a dynamic factor that boosted and drove the cultural change.

Yes, the process was carefully sponsored from the beginning by senior executives and closely followed up until its complete deployment in all areas of the company.

The major milestones of the process have roughly been:

Project management strategy decision: mid-1990s  
 Methodology definition and documentation: mid- late 1990s  
 Tools definition and preparation: late 1990s  
 Training process start: 2000  
 Risk management at department level: 2002  
 PMP® certification\* training start: 2004  
 Risk management process defined at corporate level: 2007  
 Program and portfolio management processes definition start: 2008

A PM methodology was developed in the early ‘90s and formalized during that decade. It eventually was updated to cope with the company and the industry evolution. It is being used as a framework to develop and maintain the PMIS [project management information system], and to train the PMs throughout the company.

It is based on the project life cycle and structured in two stages and six phases, as shown in Figure 4–21:

##### **Precontractual Stage**

Phase 1. Initiation

Phase 2. Concept development, creation of offers and proposals

Phase 3. Offer negotiation

---

\*PMP is a registered mark of the Project Management Institute, Inc.



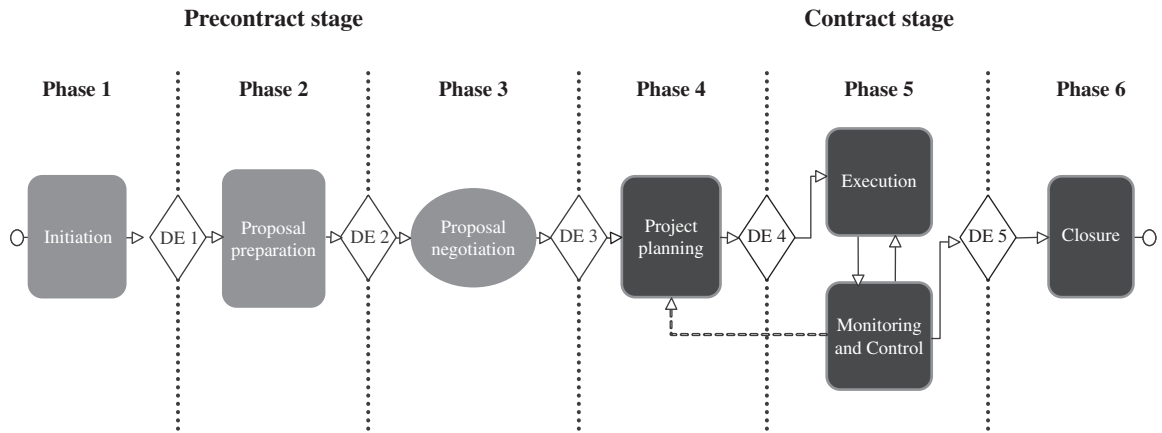


Figure 4–21. Project management life cycle.

**Contractual Stage**

- Phase 4. Project planning
- Phase 5. Execution, monitoring, and control
- Phase 6. Closure

The precontractual and contractual stages are both part of the project and its life cycle. Most problems that appear during a project’s life span originate during its definition and in the negotiation of its objectives, contents, and scope with the customers. A proper management of the precontractual stage is the best way to prevent problems later on.

At the end of each phase there is a specific result that will allow a key decision to be made, focusing and directing the actions of the next phase and thereby reducing the initial risks and uncertainties of the project.

The decision on the stages and phases was a decision mainly based on the needs of our standard cycle of a project conception and development, and based on the most significant types of projects we were involved with.

Risk management processes are integrated into the methodology and into the corporate PM tools. An initial risk identification process is performed during the proposal

phase, followed by a full risk management plan during the planning phase of the contract stage, and the subsequent monitoring processes during the execution phase of the project. QA [quality assurance] and change control processes are considered main support processes in the methodology.

#### 4.18 IMPLEMENTING THE METHODOLOGY ---

Just because a methodology exists does not mean that it is a world-class methodology. Methodologies are nothing more than pieces of paper. What converts a standard methodology into a world-class one is the culture of the organization and the way the methodology is implemented.

The existence of a world-class methodology does not by itself constitute excellence in project management. Its corporate-wide acceptance and use do lead to excellence. It is through excellence in execution that an average methodology becomes a world-class methodology.

One company developed an outstanding methodology for project management. About one-third of the company used the methodology and recognized its true long-term benefits. The other two-thirds of the company would not support the methodology. The president eventually restructured the organization and mandated the use of the methodology.

The importance of execution cannot be overestimated. One characteristic of companies with world-class project management methodologies is that they have world-class managers throughout their organization.

Rapid development of a world-class methodology mandates an executive champion, not merely an executive sponsor. Executive sponsors generally are on an as-needed basis. Executive champions, in contrast, are hands-on executives who drive the development and implementation of the methodology from the top down. Most companies recognize the need for the executive champion. However, many companies fail to recognize that the executive champion position is lifelong. One Detroit company reassigned its executive champion after a few successes were realized using the methodology. As a result, no one was promoting continuous improvement to the methodology.

Good project management methodologies allow you to manage your customers and their expectations. If customers believe in your methodology, then they usually understand it when you tell them that no further scope changes are possible once you enter a specific life-cycle phase. One automotive subcontractor carried the concept of trust to its extreme by inviting customers to attend its end-of-phase review meetings. This fostered extreme trust between the customer and the contractor. The contractor did ask the customer to leave during the last 15 minutes of the end-of-phase review meetings, when project finances were being discussed.

Project management methodologies are an “organic” process, which implies that they are subject to changes and improvements. Typical areas of methodology improvement might include:

- Improved interfacing with suppliers
- Improved interfacing with customers

- Better explanation of subprocesses
- Clearer definition of milestones
- Clearer role delineation of senior management
- Recognition of the need for additional templates
- Recognition of the need for additional metrics
- Template development for steering committee involvement
- Enhancement of the project management guidebook
- Ways to educate customers on how the methodology works
- Ways of shortening baseline review meetings

#### 4.19 IMPLEMENTATION BLUNDERS

---

Even though companies recognize the driving forces that indicate a need for project management improvement, the actual decision to make an investment to do it may not happen until some crisis occurs or a significant amount of red ink appears on the company's balance sheet. Recognizing a need is a lot easier than doing something about it because doing it requires time and money. Too often, executives procrastinate giving the go-ahead in hopes that a miracle will occur and project management improvements will not be necessary. And while they procrastinate, the situation often deteriorates further. Consider the following comments from Carl Manello, PMP, vice president of IT at Ameritas Insurance:

I find that the greatest motivation for my clients to invest in improvements is how they view the impact of project management on their initiatives. When their track record at driving large scale business initiatives is less than stellar (lacking sufficient process, methods, tools or skills), they begin to understand the need to invest. Unrealized project implementations, blown budgets and poor quality all speak loudly and capture the attention of senior executive management. The challenge is instead to arrest executive attention before millions of dollars are squandered.

At first, many corporations are unlikely to want to invest in improving PM infrastructure like the PMf [project management foundations]. "There are *real* projects with hard-core benefits to be realized instead." However, after these same organizations begin to struggle, understand their weaknesses and the need for improvement in basic project management, they begin to focus on those improvements.

Delayed investment in project management capabilities is just one of many blunders. Another common blunder, which can occur in even the best companies, is the failure to treat project management as a profession. In some companies, project management is a part-time activity to be accomplished in addition to one's primary role. The career path opportunities come from the primary role, not through project management. In other companies, project management may be regarded merely as a specialized skill in the use of scheduling tools. Carl Manello continues:

While the PMI has done a super job, especially in the last 10 years, advocating project management as a specialized skill that should be left to the professionals, I find that

many companies still believe project management is a skill, not a profession. Whether in marketing or engineering organizations, someone is often randomly assigned to be the project manager, regardless of their training, demonstrated skill level or capabilities as a project manager. This lack of attention to project management as a profession may be one of the contributing factors to projects around the world which continue to perform poorly. Too many projects do not have qualified experienced project managers at the helm.

#### 4.20 OVERCOMING DEVELOPMENT AND IMPLEMENTATION BARRIERS \_\_\_\_\_

Making the decision that the company needs a project management methodology is a lot easier than actually implementing it. Several barriers and problems surface well after the design and implementation team begins their quest. Typical problem areas include:

- Should we develop our own methodology or benchmark best practices from other companies and try to use their methodology in our company?
- Can we get the entire organization to agree on a singular methodology for all types of projects or must we have multiple methodologies?
- If we develop multiple methodologies, how easy or difficult will it be for continuous improvement efforts to take place?
- How should we handle a situation where only part of the company sees a benefit in using this methodology and the rest of the company wants to do its own thing?
- How do we convince employees that project management is a strategic competency and the project management methodology is a process to support this strategic competency?
- For multinational companies, how do we get all worldwide organizations to use the same methodology? Must it be intranet based?

These are typical questions that plague companies during the methodology development process. These challenges can be overcome, and with great success, as illustrated by the companies identified in the next sections.

#### 4.21 WÄRTSILÄ: RECOGNIZING THE NEED FOR SUPPORTING TOOLS \_\_\_\_\_

Although we have always had a strong passion for engines at Wärtsilä, we are now much more than an engine company. Today, professional project management has become essential for our continuing success due to the bigger and more complex marine and power plant projects we deliver.

**Excellent Project Management—A Prerequisite to Customer Satisfaction**

The Wärtsilä Project Management Office (WPMO) was established in 2007 to develop a project management culture, processes, competences, and tools that would guarantee our customers receive the satisfaction they deserve.

One of the first things we did was to conduct a detailed project management analysis in order to identify improvement areas. At that time, we didn't have any software available for project and portfolio management. Therefore, one of the first actions the WPMO took was to initiate a global improvement program called Gateway to develop and implement a set of project and project portfolio management processes with a supporting application.

According to the program owner, Antti Kämi, the starting point for Gateway and the reason why Wärtsilä needed to improve project management even further was because “professional project management was seen as truly essential for our profitability, competitiveness, and for providing value to our customers.”

**Projects Divided into Three Categories**

To achieve as many of the expected benefits as possible, it was decided that relevant parts of the unified processes of the new tool should be used in all divisions and in all three project categories in the company:

1. Customer delivery projects
2. Operational development projects
3. Product and solution development projects

Using this new approach meant that thousands of projects could be managed with the new tool, involving approximately 2,000 people in project management.

**Good Project Management Practices**

Today we have unified business processes (gate models) in use throughout Wärtsilä with harmonized guidelines and terminology. Additionally, we maintain this resource through a professional training and certification path for project management.

As with all projects of this magnitude, there have been challenges to face on the way, especially when developing both the way of working and the software in parallel. The varying project management maturity levels within the company have also proven to be challenging. On the upside, a continuous and active dialogue around project management is now in place, experiences are openly exchanged between divisions and project categories, and the work gives a true feeling of “One Wärtsilä.”

In several project management areas we can already see improvements and benefits, especially in portfolio management and resource management.

Currently we use the new application as a project database for our research and development portfolio planning. This enables the projects to be arranged in portfolios, which means that there is a more structured follow-up process. This in turn leads to better transparency and visibility in projects, easier and quicker responses to stakeholder inquiries, and more efficient project reporting on the whole.

First-class resource management is important today since information management resources are used in operational development projects throughout the company. Having a shared software tool ensures good resource availability, transparency for managing and monitoring the workload, as well as reliable facts for good planning.

Further benefits with a common project and portfolio management tool include the possibility to record and utilize lessons learned and the ability to collaborate and have information easily available for all project team members.

### **Tools Really Make a Difference in Project Management**

In a nutshell, this is what Gateway at Wärtsilä is all about: to work out and apply a more effective way to plan and run projects and a common tool to help us gather, handle, and share project-related information. And by doing this, we ensure that both internal and external customers are satisfied.

## **4.22 GENERAL MOTORS POWERTRAIN GROUP**

---

For companies with small or short-term projects, project management methodologies may not be cost-effective or appropriate. For companies with large projects, however, a workable methodology is mandatory. General Motors (GM) Powertrain Group is another example of a large company achieving excellence in project management. The company's business is based primarily on internal projects, although some contract projects are taken on for external customers. The size of the group's projects ranges from \$100 million to \$1.5 billion or greater. Based in Pontiac, Michigan, the GM Powertrain Group developed and implemented a four-phase project management methodology that has become the core process for its business. The company decided to go to project management in order to get its products out to the market faster. According to Michael Mutchler, former vice president and group executive:

The primary expectation I have from a product-focused organization is effective execution. This comprehends disciplined and effective product program development, implementation, and day-to-day operations. Product teams were formed to create an environment in which leaders could gain a better understanding of market and customer needs; to foster systems thinking and cross-functional, interdependent behavior; and to enable all employees to understand their role in executing GM Powertrain strategies and delivering outstanding products. This organizational strategy is aimed at enabling a large organization to be responsive and to deliver quality products that customers want and can afford.

The program management process at GM Powertrain was based on common templates, checklists, and systems. Several elements that were common across all GM Powertrain programs during the 1990s are listed next.

- Charter and contract
- Program team organizational structure with defined roles and responsibilities

- Program plans, timing schedules, and logic networks
- Program-level and part-level tracking systems
- Four-phase product development process
- Change management process

Two critical elements of the GM Powertrain methodology were the program charter and program contract. The program charter defined the scope of the program with measurable objectives, including:

- Business purpose
- Strategic objective
- Results sought from the program
- Engineering and capital budget
- Program timing

The program contract specifies how the program will fulfill the charter. The contract became a shared understanding of what the program team will deliver and what the GM Powertrain staff will provide to the team in terms of resources, support, and so on.

Although the information here on GM Powertrain may appear somewhat dated, it shows that GM was several years ahead of most companies in the development of an EPM methodology. GM has made significant changes to its methodology since then. Many companies are just beginning to develop what GM accomplished more than a decade ago. Today, GM uses the above-mentioned methodology for new product development and has a second methodology for software projects.

## 4.23 ERICSSON TELECOM AB

---

General Motors Corporation and the bank (discussed in section 4.2) were examples of project management methodologies that were internal to the organization (i.e., internal customers). For Ericsson Telecom AB, the problem is more complicated. The majority of Ericsson's projects were for external customers, and Ericsson had divisions all over the world. Can a methodology be developed to satisfy these worldwide constraints?

In 1989, Ericsson Telecom AB developed a project management methodology called PROPS.<sup>14</sup> Although it was initially intended for use at Business Area Public Telecommunications for technical development projects, it has been applied and appreciated throughout Ericsson worldwide, in all kinds of projects. In the author's opinion, PROPS is one of the most successful methodologies in the world.

New users and new fields of applications have increased the demands on PROPS. Users provide lessons-learned feedback so that their shared experiences can be used to update PROPS. In 1994, a second generation of PROPS was developed, including

---

14. PROPS is an acronym for a Swedish term. For simplicity's sake, it is referred to as PROPS throughout this book.

applications for small projects, concurrent engineering projects, and cross-functional projects and featuring improvements intended to increase quality on projects.

PROPS is generic in nature and could be used in all types of organizations, which strengthened Ericsson's ability to run projects successfully throughout the world. PROPS could be used on all types of projects, including product development, organizational development, construction, marketing, single projects, large and small projects, and cross-functional projects.

PROPS focuses on business, which means devoting all operative activities to customer satisfaction and securing profitability through effective use of company resources. PROPS uses a tollgate concept and project sponsorship to ensure that projects are initiated and procured in a business-oriented manner and that the benefits for the customer as well as for Ericsson are considered.

The PROPS model is extremely generic, which adds flexibility to its application to each project. The four cornerstones of the generic project model are:

1. Tollgates
2. The project model
3. The work models
4. Milestones

Tollgates are superordinate decision points in a project at which formal decisions are made concerning the aims and execution of the project, according to concepts held in common throughout the company. Five tollgates constitute the backbone of the PROPS model. The function and position of the tollgates are standardized for all types of projects. Thus, the use of PROPS ensures that the corporate tollgate model for Ericsson is implemented and applied.

The project sponsor makes the tollgate decision and takes the overall business responsibility for the entire project and its outcome. A tollgate decision must be well prepared. The tollgate decision procedure includes assessment and preparation of an executive summary, which provides the project sponsor with a basis for the decision. The project and its outcome must be evaluated from different aspects: the project's status, its use of resources, and the expected benefit to the customer and to Ericsson. At the five tollgates, the following decisions are made:

- Decision on start of project feasibility study
- Decision on project execution
- Decision on continued execution, confirmation of the project or revision of limits, implementation of design
- Decision on making use of the final project results, handover to customer, limited introduction on the market
- Decision on project conclusion

The project model describes which project management activities to perform and which project documents to prepare from the initiation of a prestudy to the project's conclusion. The project sponsor orders the project and makes the tollgate decisions;



most of the other activities described in the project model are the responsibility of the project manager. The project model is divided into four phases: prestudy, feasibility study, execution, and conclusion phases.

The purpose of the prestudy phase is to assess feasibility from technical and commercial viewpoints based on the expressed and unexpressed requirements and needs of external and internal customers. During the prestudy phase, a set of alternative solutions is formulated. A rough estimate is made of the time schedule and amount of work needed for the project's various implementation alternatives.

The purpose of the feasibility study phase is to form a good basis for the future project and prepare for the successful execution of the project. During the feasibility study, different realization alternatives and their potential consequences are analyzed, as well as their potential capacity to fulfill requirements. The project goals and strategies are defined, project plans are prepared, and the risks involved are assessed. Contract negotiations are initiated, and the project organization is defined at the comprehensive level.

The purpose of the execution phase is to execute the project as planned with respect to time, costs, and characteristics in order to attain the project goals and meet customer requirements. Technical work is executed by the line organization according to the processes and working methods that have been decided on. Project work is actively controlled; that is, the project's progress is continuously checked, and the necessary action is taken to keep the project on track.

The purpose of the conclusion phase is to break up the project organization, to compile a record of the experiences gained, and to see to it that all outstanding matters are taken care of. During the conclusion phase, the resources placed at the project's disposal are phased out, and measures are suggested for improving the project model, the work models, and the processes.

Besides describing the activities that will be performed to arrive at a specific result, the work model also includes definitions of the milestones. However, to get a complete description of the work in a specific project, one or more work models should be defined and linked to the general project model. A work model combined with the general project model is a PROPS application. If there are no suitable work models described for a project, it is the project manager's responsibility to define activities and milestones so that the project plan can be followed and the project can be actively controlled.

A milestone is an intermediate objective that defines an important, measurable event in the project and represents a result that must be achieved at that point. Milestones link the work models to the project model. Clearly defined milestones are essential for monitoring progress, especially in large and/or long-term projects. Besides providing a way of structuring the time schedule, milestones will give early warning of potential delays. Milestones also help to make the project's progress visible to the project members and the project sponsor. Before each milestone is reached, a milestone review is performed within the project in order to check the results achieved against the milestone criteria. The project manager is responsible for the milestone review.

Ericsson's worldwide success can be partially attributed to the acceptance and use of the PROPS model. Ericsson has shown that success can be achieved with even the simplest of models and without the development of rigid policies and procedures.

#### 4.24 INDRA: CLOSING THE PROJECT

---

In a technological company like Indra, with projects being managed to develop, manufacture, and maintain complex hardware and software systems, an immature project closure can be, if not well treated, a cause of great efficiency losses.

Projects usually require a curve of effort with the peak at the beginning and half of a project life cycle. (See Figure 4–22.) Or in other words, from the project manager point of view, planning and monitoring and control are the phases that require more attention.

During planning stage, project manager works toward clear goals. At the same time, planning depends on established commitments with either the sponsor or the customer. While in the monitoring and control stages, the project manager's attention is focused on coordinating team efforts to achieve project milestones, identifying variances to baselines, and protecting the project from changes, which really take most of the manager's time.

This is not the case at the end of the project: When commitments are fulfilled, most of the pressure on project management is removed. This occasionally means that the last of the milestones (project closure) is not properly achieved, as PM attention and effort has been reduced. A new assignment might be waiting for the project manager, so she is released to start the new responsibility without properly closing the previous one.

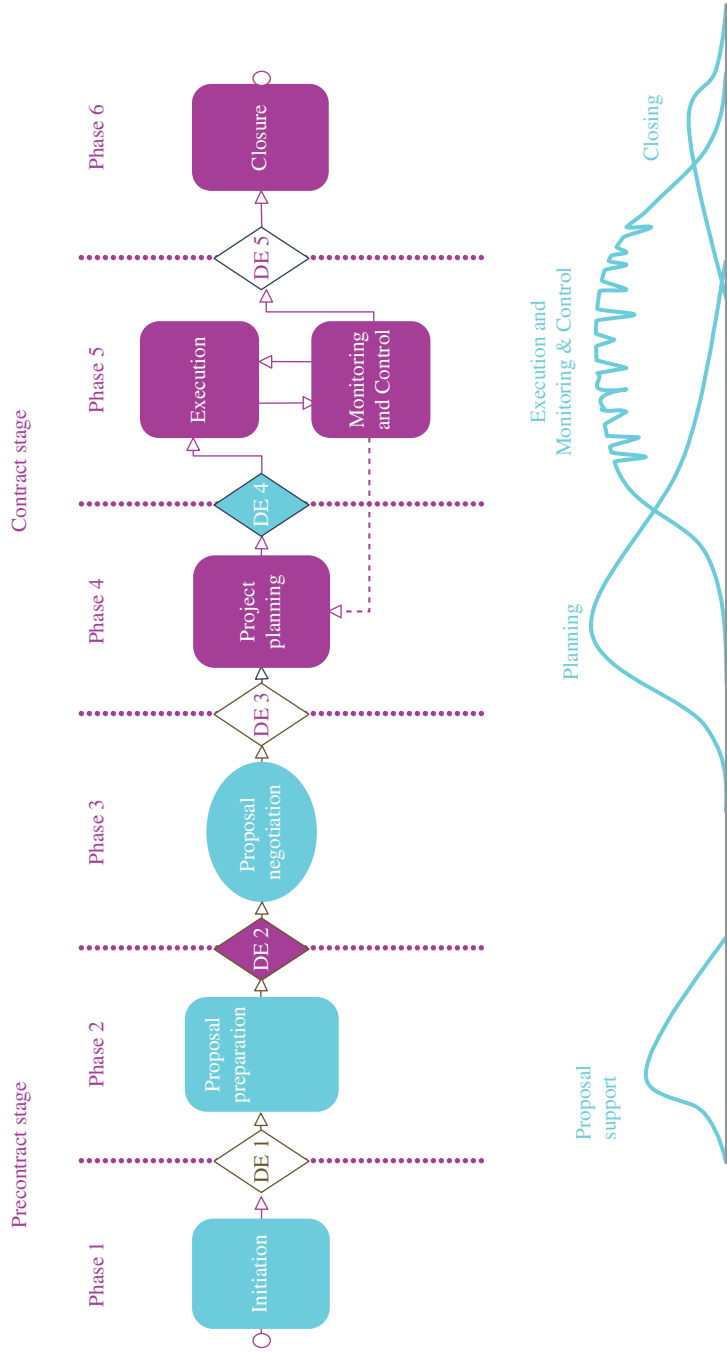
In the context of an organization like Indra, whose main business is delivering project results to its customers, we intend to organize our resources in the most efficient manner, responding effectively to all commitments to customers in a business improvement framework.

Project managers may have little motivation to perform a good project closure; they may consider it to be a simple and administrative task. Therefore, they might forget that if we don't pay attention to the opportunity to consolidate the efficiencies that were gained in the project, that benefit can be lost for the organization, particularly in the management of scope and resources (and scope and resources are the main values used to calculate productivity).

If we focus on scope management, if project closure is not well done, there is a risk that the customer might dilute, reopen, or reinterpret acceptance agreements of the deliverables. This happens if the project end is not well settled and if it is confused and mixed with the warranty period.

Consider this: After a new system is established, a customer's needs may change, and this may mean that the interpretation of the requirements must evolve also. No longer can the requirements be traced to the initial project scope and former conditions of validation. As time passes, the perceptions of the person at the client who performs the requirements validation on deliverables may change without formal project closure. Then the customer may try to relocate new needs back on the project instead of placing them in a project extension, as they should be.

When managing a project based on agile models, which are so popular today, it is especially advisable to pay particular attention to the efforts dedicated to customer requirements acceptance.



**Figure 4-22.** Indra's project management life cycle.

If we focus on management of resources, several organizational staffing roadblocks can occur; one of the most frequent is the failure to release resources from our project to others. This lowers the productivity gained during the project. Another potential negative effect of poor project closure is a lack of methodological focus, with the process instead being redirected to managing reactions to change events and incidents. This risks that the changes, scope, improvements, and responsibilities that were properly negotiated by the project manager during other stages of the project will be jeopardized.

This concern has led Indra to improve project closure practices by implementing in the PMIS of a group of facilitators:

- The possibility of beginning of project closure activities early, by overlapping this phase with the previous phase (e.g., in cases where scope is cut or there is a planned closure date)
- The use of information the PMIS has accumulated from the project over its lifetime to help identify situations that could prevent formal closure
- The use of indicators and reports associated with project closure, tracking its status
- Linking lessons learned to updates to the PMIS, which allows searches in previous experiential knowledge; this could affect the closing process (and other processes) by requiring more time to capture lessons learned

The Spanish saying “Close the door [or] the cat will escape” shows the risks that organizations face if project closure is not properly done. If we don’t close the door, the project escapes; in other words, risks that were controlled at one point ultimately may still occur. Project managers who do not perform project closure carefully may be adding great risks to the project, risks that had been under control during earlier phases when the project manager’s effort and attention were high.

#### 4.25 ROCKWELL AUTOMATION: QUEST FOR A COMMON PROCESS ---

Rockwell Automation was formed by bringing two major automation companies together in the late 1980s. These two companies, Allen-Bradley and Reliance Electric, were the foundation of what is now Rockwell Automation. Over the years, Rockwell Automation has continued to acquire leading automation suppliers as a growth strategy and also as a way to bring new advanced automation technologies into the company. In 2005, as Rockwell Automation was planning the roll-out of a new SAP business system, we recognized the need for a new “common” product development process that would be defined based on company best practices combined with what was considered the industry’s best practices for product development. This effort resulted in a “common product development” process that was defined in a way to allow for enterprisewide adoption. This is shown in Figure 4–23. This means that 16 different product businesses

---

Section 4.25 provided by James C. Brown, PgMP, PMP, OPM3 AC, MPM, CIPM, CSP, CSSMBB, formerly Director, A&S Enterprise Program Management Office; Karen Wojala, Manager, Business Planning; and Matt Sibora, Lean Enterprise Manager

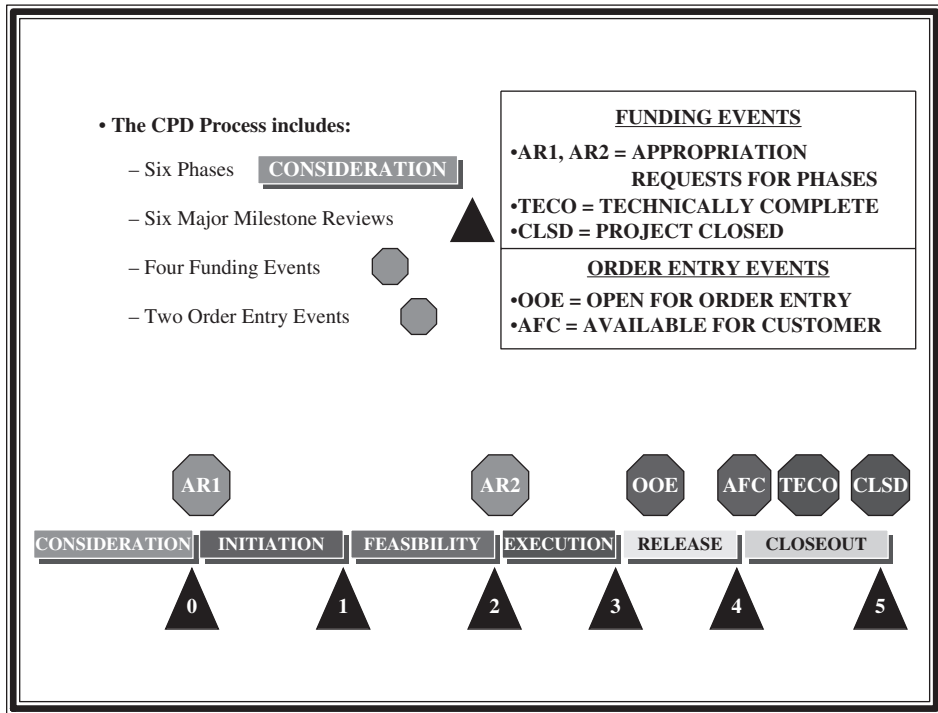


Figure 4–23. Common product development process: basic concepts.

ranging from high-volume component suppliers to complex continuous process control systems solution suppliers all use the same high-level process framework for their new product developments.

The resulting process is made up of six phases with a stage-gate review after each phase. The six phases are:

1. Consideration
  - To develop a high-level business case and project proposal to justify AR1 funding for the execution of initiation and feasibility phase activities.
2. Initiation
  - To refine the high-level business case document created in the consideration phase into a set of customer requirements sufficient for the project team to create solution concepts, product requirement, and functional requirement documents in the feasibility phase. (See Figure 4–24.)
3. Feasibility
  - To evaluate solution concepts to address the customer requirements from the initiation phase.
  - To define the product requirements and functional requirements.

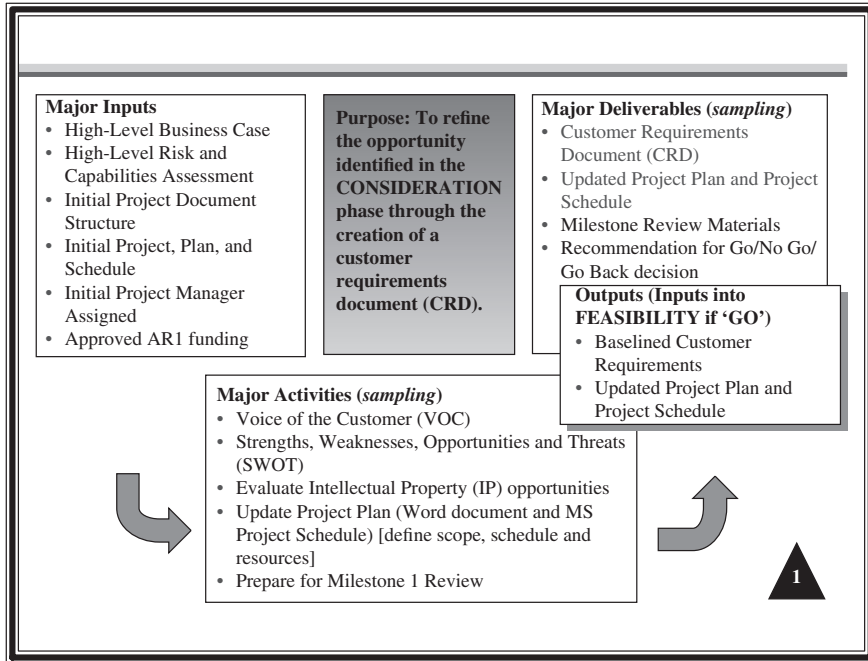


Figure 4–24. Initiation phase summary.

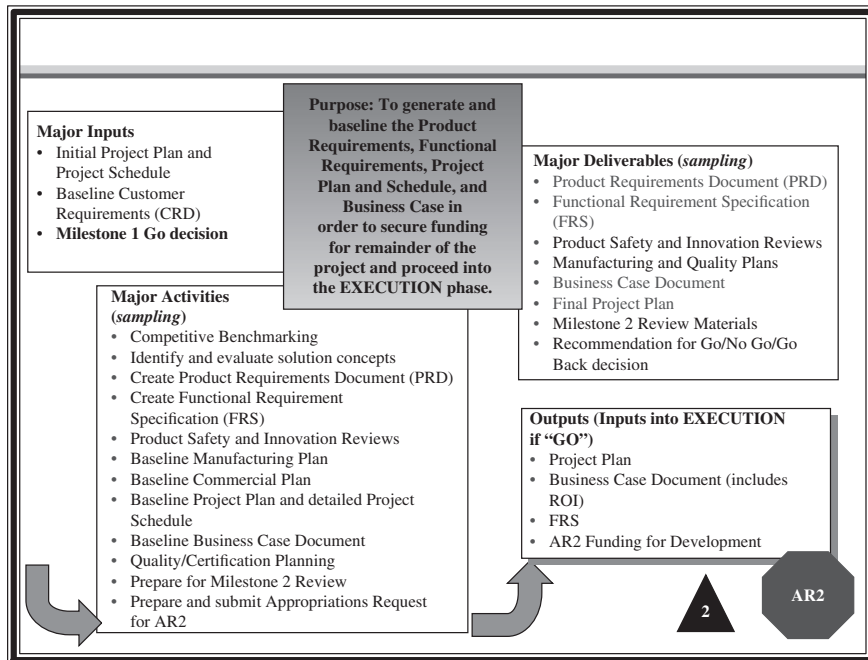


Figure 4–25. Feasibility phase summary.

- To complete all project planning and scheduling to update the project plan for all activities and resources required to complete the execution, release, and closeout phases of the project.
  - To develop a business case document that justifies the investment required to execute the project plan for the solution concept chosen. (See Figure 4–25.)
4. Execution
    - To develop the product or service according to the baselined functional requirement specification from the feasibility phase, performing the necessary reviews and making approved requirement and/or design changes as the project progresses.
  5. Release
    - To finalize all test, certification, and other product verification documentation.
    - To build and validate pilot production.
    - To open for order entry and execute the commercial launch.
  6. Close
    - To position the product for transition to continuation/sustaining engineering; documentation cleanup, postmortems, lessons learned, record retention, and complete all financial transactions.

Our goal was to achieve a rapid, repeatable framework that consistently results in high-quality output. A major focus of the team that produced this new process was to drive the product businesses to be more disciplined in how innovation was embraced when deciding what projects proposals were funded and which ones were not. There were too many examples of projects receiving management support and funding without meeting a set of minimum criteria that would result in a higher probability of commercial success. Investment proposals were not always based on an ideation process that was driven by our customers.

We found examples of funded projects enjoying support and funding without any customer-driven commercial basis. The justification for these projects was based on new interesting technologies, investing in product family coverage for the sake of coverage without real market demand, providing niche solutions with limited potential driven by a single customer, and others.

To solve this problem, the team's original focus was on two aspects of what was defined as best practice. Numerous theories attempt to describe the best way to capture customer needs and use them as the basis for creating effective new product concepts. Our goal was to understand customer problems before we produced solution concepts and product solutions. We accomplished this goal by breaking apart an existing tool called the Marketing Requirements Document, a process used by product management, into two tools.

We wanted product owners to understand the market and target customer's problems before they considered solutions. By breaking the Marketing Requirements Document into two deliverables, the Customer Requirements Document focused on the market need and customer problems and the Product Requirements Document focused on the solution concepts and product requirements, and locating these tools and activities in separate phases divided by a management stage-gate review, we forced our product managers to break away from the death march of continuously evolving the product that we were on.

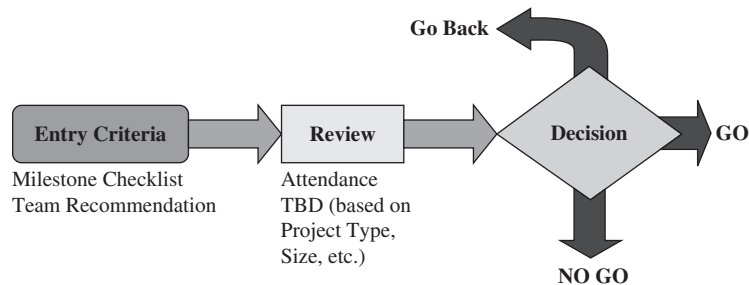
Of course, accepted practice and company culture is hard to break so governance is critical in driving change. The simple step of providing governance is the beginning of what will be a significant improvement in the new product development practices of this company.

The driving force behind management's commitment to implement any new process and to drive the cultural change was the vision of a common consistent methodology for new product development across the enterprise. This consistency was prioritized from the top (direct management involvement in the stage-gate reviews) down, in order to realize benefits as soon as possible.

All too often, businesses are forced to deny funding for strategic projects due to never-ending incremental product improvements that just keep coming. By forcing business management to approve each project's passage from one phase to the next, we pushed the visibility of every project, every resource, and every dollar up to the decision makers who wrestled with trying to find dollars to fund the real game-changers. This visibility made it easier for business owners to kill projects with questionable returns or to delay a project in order to free up critical resources. Once management began to see the returns from these decisions in the form of product introductions that really moved the needle, we began to focus on fine-tuning the process and methodologies employed. (See Figure 4–26.)

The stage-gate review is the most important event of a project. Under the old way of executing a project, these reviews were informal and haphazard. Teams were able to continue spending and even overspending without any real fear of project cancellation. This new process ensures that every dependent organization is represented at the appropriate review and given the chance to agree or disagree with the project manager that all deliverables are available. The intent is to have the go/no-go decision made by both the primary organization responsible for the deliverables during the previous phase and the primary organization responsible for the deliverables in the subsequent phase. Both these organizations are required at each stage-gate review. If done correctly, we will be able to avoid surprises during the later phases by ensuring transparency during the earlier phases.

Once a project manager is assigned and a project team is formed, the importance of well-defined deliverables that are easy to locate and use became evident. The 12 months following the original launch of the new process was spent continuously improving the phase definitions, procedure documents, deliverable templates, and governance policies.



**Figure 4–26.** The decision-making process.



There is a fine line between rigor and burden; the trick is to push this line hard to ensure rigorous implementation without slowing the progress of the project team down.

At the end of the feasibility phase, as the project enters the execution phase with requested funding secured, the project plan becomes the bible. The project plan drives all activities through the execution phase, release phase, and finally project close. Any issue that the project team is faced with that requires a change in course must be recognized in an updated project plan. At the conclusion of the project, the plan must represent what actually occurred. Prior to any new product being released for customer shipment, all impacted stakeholders must agree that the product is ready before they give the final approval.

The company is built from many related but very different product businesses. Each business segment was at a different maturity level relative to all aspects of product development, even the existence of a formal project management organization

Project managers are instrumental in the execution of a product development process. If consistency, transparency, and risk mitigation are important to a business, and they are to Rockwell Automation, then a formal, well-recognized and managed project management entity is paramount.

Rockwell Automation is pursuing the discipline of project management at all levels in its organization.

#### 4.26 SHERWIN-WILLIAMS

---

*There are several ways that a company can develop a methodology for project management. Outsourcing the development process to another company can be beneficial. Some companies have template methodologies that can be used as a basis for developing their own methodology. This can be beneficial if the template methodology has enough flexibility to be adaptable to the organization. The downside is that the end result of this approach may not fit the needs of the organization or the company's culture. Hiring outside consultants may improve the situation a little, but the end result may still be unfavorable as well as more costly. This approach may require keeping contractors on the payroll for a long time such that they can fully understand the company's culture and the way it does business.*

*Benchmarking may be effective, but by the time the benchmarking is completed, the company could have begun developing its own methodology. Another downside risk of benchmarking is that the company may not be able to get all of the needed information or the supporting information to make the methodology work.*

*Companies that develop their own methodology internally seem to have greater success, especially if they incorporate their own best practices and lessons learned from other activities. This occurred in most of the companies in this book.*

\* \* \*

#### **Company Background**

The Sherwin-Williams Company engages in the development, manufacture, distribution, and sale of paints, coatings, and related products to professional, industrial, commercial, and retail customers in North and South America, the United Kingdom, Europe, China, and India. It

operates in four segments: paint stores, consumer, Latin America, and global finishes. The paint stores segment sells paint, coatings, and related products to end-use customers. This segment markets and sells Sherwin-Williams branded architectural paints and coatings, industrial and marine products, and original equipment manufacturer product finishes and related items. As of December 31, 2008, it operated 3,346 paint stores. The consumer segment engages in the development, manufacture, and distribution of paints, coatings, and related products to third-party customers and the paint stores segment. The Latin American and global finishes segments develop, license, manufacture, distribute, and sell architectural paint and coatings, industrial and marine products, automotive finishes and refinish products, and original equipment manufacturer coatings and related products. These segments also license certain technology and trade names as well as distribute Sherwin-Williams branded products through a network of 541 company-operated branches, direct sales staff, and outside sales representatives to retailers, dealers, jobbers, licensees, and various third-party distributors. The company was founded in 1866 and is headquartered in Cleveland, Ohio.

The Corporate Information Technology (IT) Department for The Sherwin-Williams Company provides shared services support for the three operating divisions, just described, that make up the organization.

### Case Study Background

During the summer of 2002, the Corporate IT Department engaged in activities surrounding the conversion of international, interstate, intrastate, and local telecommunications services from the company's current voice telecommunications carrier to a new carrier. Project management disciplines and best practices, using a structured project management methodology, were utilized on this project, ultimately leading to a successful project outcome.

The project was implemented using a phased approach consisting of the major phases to be described. The phases were established to include many of the principles stated in the *PMBOK® Guide* and also included many of the best practices that had been developed previously at The Sherwin-Williams Company. The phases could overlap, if necessary, allowing for a gradual evolvement from one phase to the next. The overlapping also allowed the company to accelerate schedules, if need be, but possibly at an additional risk. Project reviews were held at the end of each phase to determine the feasibility of moving forward into the next phase, to make "go/no-go" decisions, to evaluate existing and future risks, and to determine if course corrections are needed.

- *Initiate*. The first phase is the initiate phase where the project team is formed, a project kickoff meeting is held, needs and requirements are identified, and roles and responsibilities are defined.
- *Planning*. The planning phase is the next phase and is regarded by most project managers as the most important phase. Most of the project's effort is expended in the planning phase, and it is believed that the appropriate time and effort invested in this phase ensure the development of a solid foundation for the project.

Management wholeheartedly supports the efforts put forth in this phase because this is where many of the best practices have occurred. Also, a solid foundation in this phase allows for remaining phases of the project to be accomplished more efficiently, giving senior management a higher degree of confidence in the ability of project managers to produce the desired deliverables and meet customer expectations.

A series of meetings are typically held throughout this phase to identify at the lowest level the project needs, requirements, expectations, processes, and activities/steps for the processes. The results of these meetings are several deliverables, including a needs and requirements document, a project plan, a risk management plan, an issue log, and an action item list. Additional documents maintained include quality management and change management plans. Together these documents provide management with an overview of the entire project and the effort involved to accomplish the goal of transitioning services by the target date established by management.

- *Execution.* The third phase in implementation is execution. This phase is evolved into gradually once the majority of planning has been completed. All activities outlined in the processes during the planning phase come to fruition at this time as actual communication line orders begin to take place as well as the installation of equipment where necessary. Services begin to be transitioned by the division/segment and implementation moves forward aggressively for this project due to a stringent timeframe. It is of vital importance that activities in this phase be monitored closely in order to facilitate the proactive identification of issues that may negatively impact the timeline, cost, quality, or resources of the project.

To facilitate monitoring and control of the project, weekly status meetings were held with the vendor and the project team, as well as short internal daily meetings to review activities planned for each day. Ad hoc meetings also occurred as necessary.

- *Closure.* The final phase of the project is closure. In this phase, there is typically a closure meeting to identify any remaining open issues and to determine the level of client satisfaction. This phase also included any cleanup from the project, administrative close-out, the communication of postimplementation support procedures, and a review of lessons learned.

Best practices that worked notably well for The Sherwin-Williams Company included the establishment of success criteria consisting of project objectives and a needs/requirements analysis; regular communications both within the project team and with stakeholders; dedicated resources; defined roles and responsibilities; knowledge transfer between cross-functional teams; teamwork; the development of a fun, synergistic working environment; and a review of lessons learned.

One of the best practices in project management is that maturity and excellence in project management can occur quickly when senior management not only actively supports it but also articulates to the organization their vision of where they expect project management to be in the future. This vision can motivate the organization to excel, and best practices improvements to a project management methodology seem to occur at a rapid rate. Such was the case at The Sherwin-Williams Company. Tom Lucas, chief information officer at The Sherwin-Williams Company, comments on his vision for the company:

The future of project management at The Sherwin-Williams Company includes the integration of project management disciplines and best practices, combined with portfolio management techniques, to deliver high value project results on a consistent basis. The Sherwin-Williams Company anticipates that the use of a PMO will not only instill the best practices of project management as core competencies, but also aid in the growth of the organization's project management maturity.

One goal has been to unify the goals and objectives of individual departments by applying a universal yet flexible project management framework in pursuit of better across-the-board results. We have made significant strides in this regard. The Sherwin-Williams Company desires to learn from past successes, as well as mistakes, make processes more efficient, and develop people's skills and talents to work more effectively through the establishment of standardized procedures within the company. Above all, we must demonstrate real business value in using professional project management.

While project management professionals may reside in multiple operating units, so as to be as close as possible to our internal clients, our intent is to have a core group of project management professionals that would be the standards setting body and provide for best practices identification and sharing.

We have all managed projects at one time or another, but few of us are capable of being project managers. Herein lies one of the biggest impediments to implementing professional project management. We can have the best-trained project managers, we can have all the right process in place, we can use all the right words, yet the PMO will either fail or be only a shell of what it can be. Staff and management have a hard time appreciating the power, and improved results, of a professionally managed project. Until staff and management become involved themselves, until they feel it, until they personally see the results, the distinction between managing a project and project management is just semantics.

The difference between managing projects and professional project management is like the difference between getting across the lake in a rowboat versus a racing boat. Both will get you across the lake, but the rowboat is a long and painful process. But how do people know until you give them a ride?

A telecom case study was just such a ride. While the focus of the case study discussion was to articulate the mechanics of the PMO process, the real story is the direct per share profitability improvement resulting from this successful initiative. In addition, there was legitimate concern from the business on the potential impact this change may have on our internal clients and external customers, should something go wrong during the transition. The professional project management that was used gave everyone the cautious optimism to proceed, and the results made the staff and management "believers" in the process.

Project by project, success by success, a cultural transition is in process. As we demonstrate improved business results because of professional project management, we

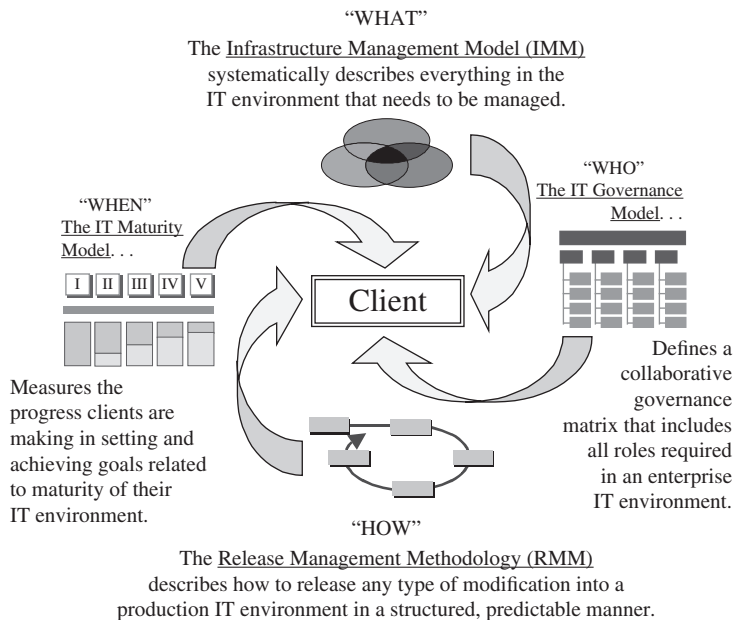
are able to offer services to a wider audience and are able to take on projects outside of IT where the PMO got its start.

By staying focused on business results, by staying close to our clients so we understand their needs well, and by constantly challenging ourselves to improve our underlying processes, our PMO services are maturing more and more every day. It becomes a fun ride for everybody.

## 4.27 HEWLETT-PACKARD

Many clients have a project management methodology. In addition, most companies have several methodologies that include project management disciplines. Hewlett-Packard (HP) has been successful in integrating the definitive project management method into the other methodologies to allow for leveraging of project management standards and tools without duplication.

For the management of an enterprise IT environment, we have developed a client-facing framework called the Information Technology Enterprise Management (ITEM). This framework assists the client to map their strategic direction into feasible releases. ITEM is a preintegrated framework of three models and a methodology, as illustrated in Figure 4–27.



**Figure 4–27.** An integrated approach to an integrated solution activity phase mapping.

**TABLE 4–3. RELEASE METHODOLOGY STAGES**

Stage	Description
Planning	The environment that is used to establish and manage the vision and strategic direction of the enterprise IT environment and proactively define the content and schedule of all IT releases. It provides a common means for the client and service providers to clearly and accurately plan the enterprise IT environment and manage all aspects of planning, estimating a release, and setting appropriate client expectations as to what each release will deliver.
Integration	The environment that is used to finalize the design of a planned infrastructure release and perform all of the required testing and client validation, preparing the release to be deployed to the user community. It provides a common means for the client and service providers to clearly and accurately validate the accuracy, security, and content of each release and to finalize all development. It also provides the client a clear and accurate portrait of the outcome of the release and sets proper expectations of the deployment and operations activities, costs, and schedules.
Deployment	The process that is used by the organization to implement new releases of the enterprise IT design (business, support, and technical components) to a target environment. It provides a common means for the client and service providers to clearly and accurately schedule, deploy, and turn over to production the updated environment.
Operations	The production environment that is used to sustain and maintain the IT components and configurable items that are part of the enterprise IT environment. It provides a stable IT environment that is required by the IT users to support their business roles and responsibilities.

Prior to the release of ITIL the 2007 edition, we identified a gap for managing the life cycle of a service and developed what we called back then the Release Management Methodology, which consisted of four stages (Planning, Integration, Deployment and Operations). Each stage consists of phases—activities—tasks. This is shown in Table 4–3.

Since then, ITIL has introduced the life-cycle approach in the 2007 and 2011 editions. Their stages—Service Strategy, Service Design, Service Transition, Service Operation, and Continual Service Operation—are almost an exact match to our RMM [Release Management Methodology] stages. Since the rollout of 2007, we have maintained much of our collateral, since the new ITIL editions did not provide a comprehensive work breakdown structure. We simply matched our WBS to the overall goals and contents of the ITIL life-cycle framework. That is an illustration of how we continually evolve our practices and continually apply industry advances.

Basically, we used the 9×9 rule, as shown in Figure 4–28. If there are more than nine phases across a stage and more than nine activities to each phase (81 total units of work), then the scope will become too large, and our numbering scheme will become unstable.

## 4.28 AIRBUS SPACE AND DEFENCE: GOLDEN RULES IN PROJECT MANAGEMENT

*All of the companies discussed in this chapter have excellent methodologies for project management. When a company captures best practices in project management and*

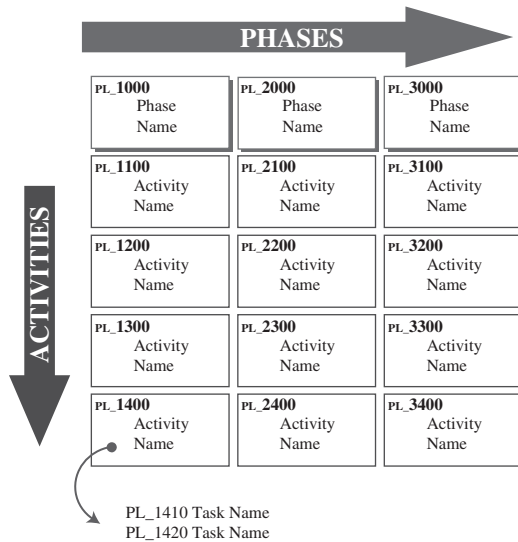


Figure 4-28. Activity phase mapping.

#### Description:

The sequential hierarchy of events should there be no need to deviate. This demonstrates the highest percentage of occurrence when the process is executed. Main intent for this chart is to expose the tasks subordinate to each activity.

#### Value:

- Each work element can be identified and mapped internal or external to the component
- All activities divided into tasks (justified)
- All work is represented once (even if executed many times)

#### Structure:

- All work elements have a unique identifier
  - Phase numbered by the thousands
  - Activity numbered by the thousands
  - Task numbered by the tens
- All work elements preceded by Component Name Identifier (PL\_1000; PL\_1100)
- Activity and Task Names kept relatively short; descriptive of work complete, not sentences
- All tasks make up the scope of the activity
- This is NOT a relationship model

*relates it to the methodology, then the company can develop “Golden Rules in Project Management.” The remainder of section 4.28 has been provided by Airbus Space and Defence<sup>15</sup> and provides excellent examples of how project management should work for the benefits and value to be achieved. This material is also representative of what the outcome may be from the journey to excellence in project management as discussed in Chapter 3.*

\* \* \*

### Why Golden Rules for Project Management?

The Golden Rules for Project Management are the top-level element of the program management over project life cycle. They are developed under the requirement to be easily understandable and applicable for every project/program. The system of having Golden Rules for Program Management provide a set of rules that are common for all projects and programs.

They form a basic body of regulations which have to be followed without exception. They are written in a way that they fit both the highly complex, high-volume, high-risk projects and the low-budget ones as such resource-limited projects.

They describe the major areas where all projects have to cover the same level of performance in order to increase the quality of the projects/programs. Following these rules shall lead to a common basic quality standard that in the end shall help to avoid any critical deficiencies.

Finally, these Golden Rules shall help to increase the overall project/program excellence with respect to “time–cost–quality” requirements and are the backbone of the process “Program and Project Management.”

## Golden Rules for Project Management

**Golden Rule:** The project manager is *fully responsible* for the project in terms of cost, cash, time and quality (as indicated in the project charter) and is actively supported by his/her sponsor in the line management.

**Target:** Empowerment of the project manager and clear definition of responsibilities within proposal and execution team against other functional areas, but also obliging the project manager to fulfill his or her responsibility.

**Golden Rule:** An adequately qualified *project manager* shall be assigned by the organization, actively involved during proposal preparation and contract negotiation.

**Target:** Foster active cooperation of proposal and project execution responsible in order to increase transparency and lossless transfer from initiating to planning phase.

**Golden Rule:** Project management responsibility, based on the *contract-related baselines and project charter* (e.g., cost, scope and schedule, prefunding agreements, final project categorization), shall be handed over officially from the bid team to the project team within a maximum 10 working days after contract signature.

**Target:** Fast transfer, full set of documents available, long-term target is fixed time period. By being within these 10 days, proof is gained that proposal team provided adequate quality

**Golden Rule:** The project manager shall establish a formal, realistic, and measurable *integrated project plan* during the project planning phase not later than three months after contract signature. A performance measurement baseline (cost, scope, and schedule) shall be established against which the project progress is measured and reported on a monthly basis.

**Target:** Ensure integrated planning, including project schedule, major and minor milestones, milestone/dependencies, cost planning, resource planning, and baselines. Establish earned value management as the basis to monitor and to track project planning based on an initial baseline.

**Golden Rule:** The proposal manager (before contract signature) and afterward the project manager (during project execution) own the *risks and opportunities* of the project and ensure they are managed proactively. The chief engineer supports in that task by taking responsibility for the technical risks and opportunities.

**Target:** Ensure proper risk and opportunity management within the projects following defined rules and regulations from project initiation.

**Golden Rule:** The project scope and targets shall be managed with focus on customer requirements, and a dedicated requirements management shall be established in order to avoid scope creep. In addition, change and configuration management shall be fully in place prior to project execution.

**Target:** Increase of requirements management both against gold-plated requests and noncompliances. Strong focus on customer requirements necessary as well as definition of project scope and targets through complete project life cycle. Enhance early customer acceptance of project requirements in order to avoid future misunderstanding.

**Golden Rule:** The project manager shall establish *communications* (formalized within the project communication plan) to facilitate working as an integrated project team and ensure an optimum information flow within the team.

**Target:** Everyone within the project team knows the proper method of communication and internal or external interfaces. Reporting is clearly established and for any project stakeholders.



## 4.29 WHEN TRADITIONAL METHODOLOGIES MAY NOT WORK ---

While methodologies serve a viable purpose, traditional methodologies may not work well when projects become distressed and rapid action is required to save a failing project. In such a case, other factors may become more important than following the traditional life-cycle phases.

### **Insights about Recovering Troubled Projects and Programs**

Today's projects and programs have become so complex that, on a daily basis, effective project recovery techniques may be required regardless of the country you are in or the business base of your company. We must be willing to face different or unforeseen situations that are not related to citizenship, the language we speak, or the experiences we all have. We are affected by a multitude of internal and external risks that can become real issues during project execution.

Following are some insights from Dr. Alexandre Sørensen Ghisolfi, who for many years has collaborated with the International Institute for Learning and faced these challenges in the global project management community. Following are some of his best practices and things to think about.

Project recovery can be source of many ideas and lessons learned. When projects require recovery, they are normally accompanied by conflicts, disagreements and even fights.

When projects are in trouble, you will probably get a better understanding of who the people really are and whether they are truly committed to the organization. In other words, when things go well, we can easily see smiles and we often know the best side of people. When things go bad, a different individual usually emerges.

In this kind of environment we learned that recovery usually requires a team of experts and effective project management leadership to be successful. Not all project managers have skills in recovery project management techniques. Trust in both the project manager and the solution is probably the most essential criteria for recovery to work. Furthermore, dedicated project management teams are usually essential.

When conditions indicate that failure may be imminent, we must to be able to clearly change the cultural aspects where bad feelings can and will surface. In this way, we may be able to create a new culture conducive to recovery.

Recovery project management teams are composed of senior people, professional experts, young people with new ideas, new talent that recognizes that successful recovery may benefit their career goals, and recovery project managers with leadership skills. They must all work together such that we can convert a bad-feeling environment to an environment where people believe we can still bring back the project and deliver what is required. If the team succeeds, this will, even more, make team members proud of their accomplishments. This can develop a great buy-in feeling that remains over a lifetime.

During recovery, we must consider two different environments:

1. Human behaviors
2. Application of technical expertise

## Human Behaviors

Each project that is in trouble has very different scenarios and alternatives. The recovery process depends on your experience and ability to find solutions. It also depends on how well you can influence the different stakeholders to bring them to an agreed-on vision where they recognize that the game can be won. For successful solutions that are based on the different contributions of the team members, the project manager needs to know how to extract the best from them or influence them to achieve what is expected by the leader.

But before you start to identify and evaluate different alternatives, it would be good to consider some different aspects related to human behaviors that strongly influence the output. For simplicity's sake, we will not talk about politics, hierarchy, knowledge, and other aspects that influence human behaviors, but we suggest you at least clearly understand what kind of company and team you have. We can try to understand it through the study of organizational maturity.

Do you have a mature team? Is the company likewise mature in project management?

### *Some Best Practices to Always Try to Put in Place*

- The organizational maturity of a company and/or team will directly affect the outcomes, so the more mature and professional team you have, the better the ability to recover failing programs. The best practice is to first deeply analyze company and team member maturity; having results at your disposal, you will be able to identify gaps, issues, and conditions that may require change. After the maturity analysis, and with the maturity reports in your hands, it will be necessary to prepare a recovery plan and show the project sponsors justification why some important actions must take place urgently. When working in matrix organizations, we can face important difficulties related to resources that are not directly part of our project organizational structure and that may have different interests in the outcome of the project.

### *Additional Best Practices*

- Remind people about the necessity for change. If required, let's remind people every day about our mission and daily tasks.
- Give training to people as appropriate and act as a role model for the attitudes that are necessary. It is probably the best way to improve team and organizational maturity.
- Empower team members; make our challenge their challenge.
- Make sure the entire team is deeply committed to the challenge of bringing back good results.

Ensure that the communications processes are effective. You can communicate less or even more, but at the end of the day, communication must be effective. Effective communications depends again on your company and team maturity and on how much you are committed to the project. Truly committed team members will focus on communication. Communication must naturally flow.

When talking about processes and work, flexibility is important. But on other side, discipline to delivery key critical activities must be in place. Again, here the team

organizational structure, departments, and suppliers' interests can have a huge impact for good and bad things to happen.

Human behavior is probably more challenging than the application of the required technical expertise.

The study of organizational and team maturity can point use to a more secure way of proceeding. Since faster and better performance needs to be in place quickly, you cannot fail again; actions must be effective.

### **Application of Technical Expertise**

On the technical side, when recovering projects, it is may be even more important to clearly know or define priorities.

You will probably put emphasis on the quality criteria (i.e., quality acceptance criteria) of the products you need to delivery; undoubtedly you cannot sacrifice quality. The equilibrium of constraints will depend on your negotiation abilities as well the contractual conditions you may have with your customers.

You may not be able to deliver everything that is required by the project because sacrifices must be made. Perhaps you will deliver results differently when compared to the project baselines. A recovery plan needs to be in place immediately.

What to sacrifice: Costs? Project costs? Product costs? Timing? Downgrade specifications? Change product/project delivery strategies? Communication downgrading? Documentation writing, presentations?

Many factors can significantly impact success and increase the issues on troubled projects. Here are some additional best practices you may try to put in place:

- Emphasis on risk management is a must-have condition. On troubled projects, risk management becomes even more important. When you encourage the team to perform a plan driven by risk management, the team is already defining priorities, which are the ones resulting from risk analysis. Risk management, as a holistic vision, can drive everything else around, such as scope, time, team organization, skills, communications, and others.
- Put the best people you have on the most difficult activities first.
- Emphasize critical activities to shorten their respective durations.
- Avoid bringing new people on board who lack sufficient experience; yet you could bring on board new people where you need to change the cultural aspects and/or interests in place.
- Avoid conflict of interests; we cannot lose time or waste resources solving unnecessary issues. Work even harder with your sponsor to gain their support.
- Adaptation of best practices available in the project scenario is a key point also. You must find out a way, often “out of the box,” to make your team perform things that possibly never have been in practice before. Challenge your team members; ask them what they think and how we can start to work in different ways. In this way you are developing the buy-in feeling.
- You will probably look for quick wins. You will soon observe that some best practices the team tried to apply have been useful and some other ones were not

so well received. Replace or adopt best practices with no previous adoption and not necessarily applicable to your project by other ones where you can quickly have satisfactory results. Fast identification of what is working and what is not working is crucial to recover the time lost.

Successfully recovering bad projects can be an amazing experience, and when you have a team with the proper mind-set in place, it can significantly contribute to increasing enterprise and team project management maturity. Great results can be achieved on future projects by preventing them from entering into critical situations that can lead to failure.



## Integrated Processes

### 5.0 INTRODUCTION

---

Companies that have become extremely successful in project management have done so by performing strategic planning for project management. These companies are not happy with just matching the competition. Instead, they opt to exceed the performance of their competitors. To do this on a continuous basis requires processes and methodologies that promote continuous rather than sporadic success.

Figure 5–1 identifies the hexagon of excellence. The six components identified in the hexagon of excellence are the areas where the companies excellent in project management exceed their competitors. Each of these six areas is discussed in Chapters 5 to 10. We begin with integrated processes.



**Figure 5–1.** Six components of excellence.

Source: Reprinted from H. Kerzner, *In Search of Excellence in Project Management* (Hoboken, NJ: Wiley, 1998), p. 14.

## 5.1 UNDERSTANDING INTEGRATED MANAGEMENT PROCESSES ---

As we discussed in Chapter 1, since 1985 several new management processes (e.g., concurrent engineering) have supported the acceptance of project management. The most important complementary management processes and the years they appeared to be integrated into project management are listed next. It should be understood that many of these processes were introduced years before they were integrated into project management processes.

- 1985: Total quality management (TQM)
- 1990: Concurrent engineering
- 1992: Employee empowerment and self-directed teams
- 1993: Reengineering
- 1994: Life-cycle costing
- 1995: Change management
- 1996: Risk management
- 1997–1998: Project offices and centers of excellence
- 1999: Colocated teams
- 2000: Multinational teams
- 2001: Maturity models
- 2002: Strategic planning for project management
- 2003: Intranet status reporting
- 2004: Capacity-planning models
- 2005: Six Sigma integration with project management
- 2006: Virtual project management teams
- 2007: Lean/agile project management
- 2008: Knowledge/best practices libraries
- 2009: Project management business process certification
- 2010: Managing complex projects
- 2011: Governance by committees
- 2012: Competing constraints including a value component
- 2013: Advances in metrics management and dashboard reporting systems
- 2014: Value-driven project management
- 2015: Global project management including the management of cultural differences
- 2016–2017: Merger and acquisition project management growth

The integration of project management with these other management processes is key to achieving sustainable excellence. Not every company uses every process all the time. Companies choose the processes that work best for them. However, whichever processes are selected, they are combined and integrated into the project management methodology. Earlier we stated that companies with world-class methodologies try to employ a single, standard methodology based on integrated processes. This includes business processes as well as project management–related processes.

As each of these integrated processes undergoes continuous improvement efforts, so does the project management methodology that uses them. Best practices libraries and knowledge repositories contain best practices on the integrated processes as well as the overall project management methodology.

The ability to integrate processes is based on which processes the company decides to implement. For example, if a company implemented a stage-gate model for project management, the company might find it an easy task to integrate new processes, such as concurrent engineering. The only precondition would be that the new processes were not treated as independent functions but were designed from the onset to be part of a project management system already in place. The four-phase model used by the General Motors Powertrain Group (Chapter 4, Section 4.22) and the PROPS model used at Ericsson Telecom AB (Chapter 4, Section 4.23) readily allow for the assimilation of additional business and management processes.

Earlier we stated that project managers today are viewed as managing part of a business rather than just a project. Therefore, project managers must understand the business and the processes to support the business as well as the processes to support the project. This chapter discusses some of the management processes listed and how the processes enhance project management. Then it looks at how some of the integrated management processes have succeeded using actual case studies.

## 5.2 EVOLUTION OF COMPLEMENTARY PROJECT MANAGEMENT PROCESSES \_\_\_\_\_

Since 1985, several new management processes have evolved in parallel with project management. Of these processes, TQM and concurrent engineering may be the most relevant. Agile and Scrum also have a significant impact and will be discussed later in this book (Chapter 15). Companies that reach excellence are the quickest to recognize the synergy among the many management options available today. Companies that reach maturity and excellence the quickest are those that recognize that certain processes feed on one another. As an example, consider the seven points listed below. Are these seven concepts part of a project management methodology?

1. Teamwork
2. Strategic integration
3. Continuous improvement
4. Respect for people
5. Customer focus
6. Management by fact
7. Structured problem solving

These seven concepts are actually the basis of Sprint's TQM process. They could just as easily have been facets of a project management methodology.

During the 1990s, Kodak taught a course entitled "Quality Leadership." The five principles of Kodak's quality leadership program included:

### *Customer Focus*

"We will focus on our customers, both internal and external, whose inputs drive the design of products and services. The quality of our products and services is determined solely by these customers."

*Management Leadership*

“We will demonstrate, at all levels, visible leadership in managing by these principles.”

*Teamwork*

“We will work together, combining our ideas and skills to improve the quality of our work. We will reinforce and reward quality improvement contributions.”

*Analytical Approach*

“We will use statistical methods to control and improve our processes. Data-based analyses will direct our decisions.”

*Continuous Improvement*

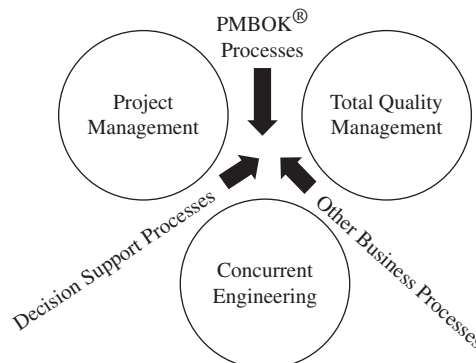
“We will actively pursue quality improvement through a continuous cycle that focuses on planning, implementing, and verifying of improvements in key processes.”

Had we looked at just the left column, we could argue that these are the principles of project management as well.

Figure 5–2 shows what happens when an organization does not integrate its processes. The result is totally uncoupled processes. Companies with separate methodologies for each process may end up with duplication of effort, possibly duplication of resources, and even duplication of facilities. Although there are several processes in Figure 5–2, we focus on project management, TQM, and concurrent engineering only.

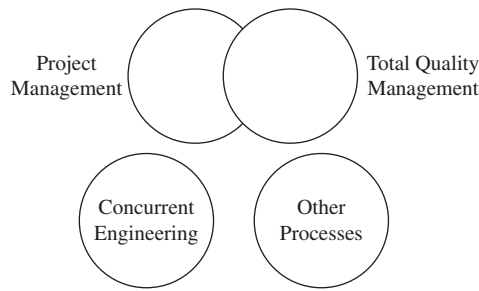
As companies begin recognizing the synergistic effects of putting several of these processes under a single methodology, the first two processes to become partially coupled are project management and TQM, as shown in Figure 5–3. As the benefits of synergy and integration become apparent, organizations choose to integrate all of these processes, as shown in Figure 5–4.

Excellent companies are able to recognize the need for new processes and integrate them quickly into existing management structures. During the early 1990s, integrating project management with TQM and concurrent engineering was emphasized. Since the middle 1990s, two other processes have become important in addition: risk management and change management. Neither of these processes is new; it’s the emphasis that’s new.

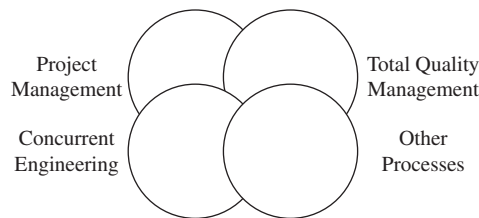


**Figure 5–2.** Totally uncoupled processes.





**Figure 5-3.** Partially integrated processes.



**Figure 5-4.** Totally integrated processes.

During the late 1990s, Steve Gregerson, formerly vice president for product development at Metzeler Automotive Profile System, described the integrated processes in its methodology:

Our organization has developed a standard methodology based on global best practices within our organization and on customer requirements and expectations. This methodology also meets the requirements of ISO 9000. Our process incorporates seven gateways that require specific deliverables listed on a single sheet of paper. Some of these deliverables have a procedure and in many cases a defined format. These guidelines, checklists, forms, and procedures are the backbone of our project management structure and also serve to capture lessons learned for the next program. This methodology is incorporated into all aspects of our business systems, including risk management, concurrent engineering, advanced quality planning, feasibility analysis, design review process, and so on.<sup>1</sup>

Another example of integrated processes was the methodology employed by Nortel. During the late 1990s, Bob Mansbridge, then vice president, supply chain management at Nortel Networks, stated:

Nortel Networks project management is integrated with the supply chain. Project management's role in managing projects is now well understood as a series of integrated

1. H. Kerzner, *Advanced Project Management: Best Practices on Implementation* (Hoboken, NJ: Wiley, 2000), p. 188.

processes within the total supply chain pipeline. Total quality management (TQM) in Nortel Networks is defined by pipeline metrics. These metrics have resulted from customer and external views of “best-in-class” achievements. These metrics are layered and provide connected indicators to both the executive and the working levels. The project manager’s role is to work with all areas of the supply chain and to optimize the results to the benefit of the project at hand. With a standard process implemented globally, including the monthly review of pipeline metrics by project management and business units, the implementation of “best practices” becomes more controlled, measurable, and meaningful.<sup>2</sup>

The importance of integrating risk management is finally being recognized. According to Frank T. Anbari, professor of project management, Drexel University:

By definition, projects are risky endeavors. They aim to create new and unique products, services, and processes that did not exist in the past. Therefore, careful management of project risk is imperative to repeatable success. Quantitative methods play an important role in risk management. There is no substitute for profound knowledge of these tools.<sup>3</sup>

Risk management has been a primary focus among health care organizations for decades, for obvious reasons, as well as among financial institutions and the legal profession. Today, in organizations of all kinds, risk management keeps us from pushing our problems downstream in the hope of finding an easy solution later on or of the problem simply going away by itself. Change management as a complement to project management is used to control the adverse effects of scope creep: increased costs (sometimes double or triple the original budget) and delayed schedules. With change management processes in place as part of the overall project management system, changes in the scope of the original project can be treated as separate projects or subprojects so that the objectives of the original project are not lost.

Today, almost all companies integrate five main management processes (see Figure 5–5):

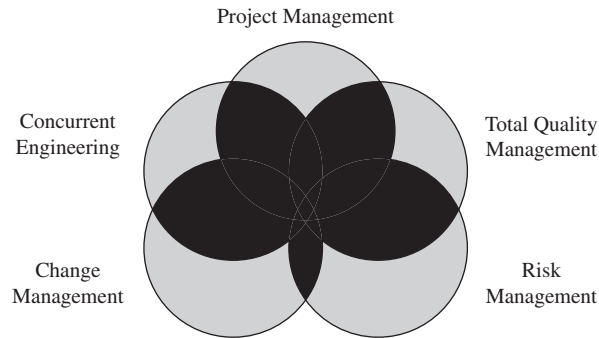
1. Project management
2. Total quality management
3. Risk management
4. Concurrent engineering
5. Change management

Self-managed work teams, employee empowerment, reengineering, and life-cycle costing are also combined with project management in some companies. We briefly discuss these less widely used processes after we discuss the more commonly used ones.

---

2. Ibid.

3. Personal communication with the the author.



**Figure 5-5.** Integrated processes for twenty-first century.

### 5.3 ZURICH AMERICA INSURANCE COMPANY

---

One of the benefits of having integrated processes is that it allows for more comprehensive and realistic contingency planning. Kathleen Cavanaugh of Zurich North America, PMO Lead, states:

As we know, simply put, the goal of all PMOs [project management offices] is to deliver projects on time and on budget. There is increased scrutiny placed on projects these days and many companies have enacted a protective governance gauntlet to help ensure the right projects come to fruition. With the time to market push/shove, it is easy for projects budgets and end dates to be estimated, even “promised” too soon much to the unease of the project manager. To help alleviate this potential heartbreak, the IT [information technology] PMO at Zurich American Insurance Company has implemented a project contingency process for both duration and dollars.

The contingency process helps to mitigate the risk of known unknowns within the scope of a project. Since we are part of the global Zurich Financial Services Group, we have a rather strict governance process that takes time and money to navigate. Once you make it through the gauntlet, you don’t really want to go back for reapprovals, date extension authorizations, etc., so, proper planning for risks and project changes is imperative.

The contingency process uses a determination matrix that considers particular risk factors such as resources and technology complexity just to name a couple. It is designed to help the project manager assign the appropriate amount of contingency needed for both dollars and duration. The concept is nothing new but is still not widely accepted as a necessity.

The goal is not only to protect us from time-consuming project governance submissions but also to move away from padding individual estimates. Before this contingency approach was introduced, some project managers buried contingency within their estimates. The major disadvantage of this is that because the contingency is “hidden,” there is no systematic process to release funds back into the project funding pool as risks lessen throughout the project. Now contingency is kept separate in the project plan so that we can have better insight into where and why original estimates were off. Only then can we find the root cause and improve on the estimating approach.

One important thing to note is that customers take part in determining the need for contingency so they have a good understanding of why it is so critical to the success of the project. The process makes contingency transparent, and once customers understand that contingency dollars cannot be used without their acknowledgment, they are more open to understanding the inherent changes that occur during the life of a project.

Contingency should be actively managed as the project progresses. Each month when project risks are reassessed and risk probability decreases, the amount of contingency should be adjusted accordingly in both budget and schedule. It is expected that contingency would be released from the project if it is determined to no longer be needed based on the updated risk assessment. This allows money to be available for other efforts in the company.

To summarize, the bullet points below are an outline of the steps taken to effectively use the contingency process.

- *Plan:* The IT project manager works with the business project manager and project team using the determination matrix to calculate the appropriate contingency percentage when the project is ready to go for full funding.
- *Document/Communicate:* The project manager updates the project plan and usage log to document and communicate the contingency figures.
- *Approve:* The sponsor is responsible for providing sign-off before contingency is used.
- *Manage:* The project manager maintains the usage log as contingency is consumed and other contingency data is updated each month along with the risk assessment.
- *Release:* Contingency funds are released back into the project funding pool as risks decrease.

Overall, this process addresses the age-old problem of project work starting before everything that needs to be known is known and gives project managers a fighting chance to deliver on time and on budget in this ever-changing environment. Because, after all, change happens.

## 5.4 TOTAL QUALITY MANAGEMENT

---

During the past three decades, the concept of TQM (and then Six Sigma) has revolutionized the operations and manufacturing functions of many companies. Companies have learned quickly that project management principles and systems can be used to support and administer TQM programs and vice versa. Ultimately excellent companies have completely integrated the two complementary systems.

The emphasis in TQM is on addressing quality issues in total systems. Quality, however, is never an end goal. TQM systems run continuously and concurrently in every area in which a company does business. Their goal is to bring to market products of better and better quality and not just of the same quality as last year or the year before.

TQM was founded on the principles advocated by W. Edwards Deming, Joseph M. Juran, and Phillip B. Crosby. Deming is famous for his role in turning postwar Japan into a dominant force in the world economy. TQM processes are based on Deming's simple plan-do-check-act cycle.

The cycle fits completely with project management principles. To fulfill the goals of any project, first you plan what you're going to do, then you do it. Next, you check on what you did. You fix what didn't work, and then you execute what you set out to do. But the cycle doesn't end with the output. Deming's cycle works as a continuous-improvement system too. When the project is complete, you examine the lessons learned in its planning and execution. Then you incorporate those lessons into the process and begin the plan-do-check-act cycle all over again on a new project.

TQM also is based on three other important elements: customer focus, process thinking, and variation reduction. Does that remind you of project management principles? It should. The plan-do-check-act cycle can be used to identify, validate, and implement best practices in project management.

In the mid-1990s, during a live videoconference on the subject titled "How to Achieve Maturity in Project Management," Dave Kandt, then group vice president for quality and program management at Johnson Controls, commented on the reasons behind the company's astounding success:

We came into project management a little differently than some companies. We have combined project management and TQC [total quality control] or total quality management. Our first design and development projects in the mid-1980s led us to believe that our functional departments were working pretty well separately, but we needed to have some systems to bring them together. And, of course, a lot of what project management is about is getting work to flow horizontally through the company. What we did first was to contact Dr. Norman Feigenbaum, who is the granddaddy of TQC in North America, who helped us establish some systems that linked together the whole company. Dr. Feigenbaum looked at quality in the broadest sense: quality of products, quality of systems, quality of deliverables, and, of course, the quality of projects and new product launches. A key part of these systems included project management systems that addressed product introduction and the product introduction process. Integral to this was project management training, which was required to deliver these systems.

We began with our executive office, and once we had explained the principles and philosophies of project management to these people, we moved to the management of plants, engineering managers, analysts, purchasing people, and of course project managers. Only once the foundation was laid did we proceed with actual project management and with defining the role and responsibility so that the entire company would understand their role in project management once these people began to work. Just the understanding allowed us to move to a matrix organization and eventually to a stand-alone project management department. So how well did that work? Subsequently, since the mid-1980s, we have grown from two or three projects to roughly 50 in North America and Europe. We have grown from two or three project managers to 35. I don't believe it would have been possible to manage this growth or bring home this many projects without project management systems and procedures and people with understanding at the highest levels of the company.

In the early 1990s, we found that we were having some success in Europe, and we won our first design and development project there. And with that project, we carried to Europe not only project managers and engineering managers who understood these principles but also the systems and training we incorporated in North America. So, we had a company-wide integrated approach to project management. What we've learned in these last 10 years that is the most important to us, I believe, is that you begin with

the systems and the understanding of what you want the various people to do in the company across all functional barriers, then bring in project management training, and last implement project management.

Of course, the people we selected for project management were absolutely critical, and we selected the right people. You mentioned the importance of project managers understanding business, and the people that we put in these positions are very carefully chosen. Typically, they have a technical background, a marketing background, and a business and financial background. It is very hard to find these people, but we find that they have the necessary cross-functional understanding to be able to be successful in this business.

At Johnson Controls, project management and TQM were developed concurrently. Kandt was asked during the same videoconference whether companies must have a solid TQM culture in place before they attempt the development of a project management program. He said:

I don't think that is necessary. The reason why I say that is that companies like Johnson Controls are more the exception than the rule of implementing TQM and project management together. I know companies that were reasonably mature in project management and then ISO 9000 came along, and because they had project management in place in a reasonably mature fashion, it was an easier process for them to implement ISO 9000 and TQM. There is no question that having TQM in place at the same time or even first would make it a little easier, but what we've learned during the recession is that if you want to compete in Europe and you want to follow ISO 9000 guidelines, TQM must be implemented. And using project management as the vehicle for that implementation quite often works quite well.

There is also the question of whether successful project management can exist within the ISO 9000 environment. According to Kandt:

Not only is project management consistent with ISO 9000, a lot of the systems that ISO 9000 require are crucial to project management's success. If you don't have a good quality system, engineering change system, and other things that ISO requires, the project manager is going to struggle in trying to accomplish and execute that project. Further, I think it's interesting that companies that are working to install and deploy ISO 9000, if they are being successful, are probably utilizing project management techniques. Each of the different elements of ISO requires training, and sometimes the creation of systems inside the company that can all be scheduled, teams that can be assigned, deliverables that can be established, tracked, and monitored, and reports that go to senior management. That's exactly how we installed TQC at Johnson Controls, and I see ISO 9000 as having a very similar thrust and intent.

### **Total Quality Management**

*While the principles of TQM still exist, the importance of Six Sigma concepts has grown. The remainder of Section 5.4 was provided by Eric Alan Johnson, Satellite Control Network Contract Deputy Program Director, AFSCN, and the winner of the 2006 Kerzner Project Manager of the Year Award, and by Jeffrey Neal, Blackbelt/Lean Expert and Lecturer, Quantitative Methods, University of Colorado, Colorado Springs.*

\* \* \*

In addition to the TQM PDCA cycle, the continuous improvement DMAIC [define, measure, analyze, improve, and control] model can be used to improve the effectiveness of project management. This model has been successfully employed for Six Sigma and lean enterprise process improvement, but the basic tenets of its structured, data-enabled problem-solving methodology can also be employed to improve the success of project management.

By assessing data collected on both project successes and root cause of project failures, the DMAIC model can be used to improve and refine both the management of projects and the ultimate quality of products produced.

In the define phase, specific project definitions and requirements are based on data gathered from the customer and on historical project performance. Gathering as much information as possible in these areas allows the project manager to concentrate on what is truly important to the customer while reviewing past performance in order to avoid the problems of and continue to propagate the successes of past projects. In the define stage, available data on the people, processes, and suppliers is reviewed to determine their ability to meet the cost, quality, and schedule requirements of the project. The define phase, in short, should assess not only the requirements of the customer, but it should also assess the capability of your system to meet those requirements. Both of these assessments must be based on data gathered by a dedicated measurement system. Additionally, the define stage should establish the metrics to be used during project execution to monitor and control project progress. These metrics will be continually evaluated during the measure and analysis phase. (These DMAIC phases are concurrent with the PMI phases of project management).

The next phase of the DMAIC model, measure data (the metrics identified in the define stage) from the measurement system is continually reviewed during project execution to ensure that the project is being effectively managed. The same data metrics used in the define stage should be updated with specific project data to determine how well the project is progressing. The continual assessment of project performance, based on data gathered during the execution phase, is the key to data-enabled project management.

During the continual measurement of the progress of the project, it is likely that some of these key metrics will indicate problems either occurring (present issues) or likely to occur (leading indicators). These issues must be addressed if the project is to execute on time and on budget to meet requirements. This is where the analysis aspect of the DMAIC model becomes a critical aspect of project management. The analysis of data is an entire field onto itself. Numerous books and articles have addressed the problem of how to assess data, but the main objective remains. The objective of data analysis is to turn data into usable information from which to base project decisions.

The methods of data analysis are specific to the data type and to the specific questions to be answered. The first step (after the data have been gathered) is to use descriptive techniques to get an overall picture of the data. This overall picture should include a measure of central tendency (i.e., mean) and a measure of variation such as standard deviation. Additionally, graphic tools such as histograms and Pareto charts are useful in summarizing and displaying information. Tests of significance and confidence interval development are useful in determining if the results of the analysis are statistically significant and for estimating the likelihood of obtaining a similar result.

In the continual monitoring of processes, control charts are commonly used tools to assess the state of stability of processes and to determine if the variation is significant enough to warrant additional investigation. In addition, control charts provide a basis for determining if the type of variation is special cause or common cause. This distinction is critical in the determination of the appropriate corrective actions that may need to be taken.

To provide a basis for the identification of potential root causes for project performance issues, tools such failure modes and effects analysis and the fishbone (also known as the Ishikawa) diagram can be used to initiate and document the organized thought process needed to separate main causes of nonconformities from contributing causes.

If the data meets the statistical condition required, such tests as analysis of variance (ANOVA) and regression analysis can be extremely useful in quantifying and forecasting process and project performance. Because ANOVA (the general linear model) can be used to test for mean differences of two or more factors or levels, ANOVA can be used to identify important independent variables for various project dependent variables. Various regression models (simple linear, multiple linear, and binary) can be used to quantify the different effects of independent variable on critical dependent variable that are key to project success.

In short, this phase uses the data to conduct an in-depth and exhaustive root cause investigation to find the critical issue that was responsible for the project execution problem and effects on the project if left uncorrected.

The next phase involves the process correction and improvement that addressed the root cause identified in the previous phase. This is corrective action (fix the problem you are facing) and preventive action (make sure it or one like it doesn't come back). So, once the root cause has been identified, both corrective and preventive process improvement actions can be taken to address current project execution and to prevent the reoccurrence of that particular issue in future projects. To ensure that current projects do not fall victim to that problem recently identified and that future projects avoid the mistakes of the past, a control plan is implemented to monitor and control projects. The cycle is repeated for all project management issues.

The continuing monitoring of project status and metrics along with their continual analysis and correction is an ongoing process and constitutes the control phase of the project. During this phase, the key measurements instituted during the initiation phase are used to track project performance against requirements. When the root cause of each project problem is analyzed, this root cause and the subsequent corrective and preventive action are entered into a "lessons learned" database. This allows for consistent problem resolution actions to be taken. The database is also then used to identify potential project risks and institute a priori mitigation actions.

### **Risk/Opportunity Management Using Six Sigma Tools and Probabilistic Models**

Risk/opportunity management is one of the critical, if not the most, tools in a project or program manager's tool box—regardless of contract type. Typically projects/programs focus on the potential impact and/or probability of a risk occurrence. While these are very critical factors to developing a good risk mitigation plan, the adroit ability of the project team to *detect* the risk will have the greatest impact on successful project execution. If you



can't detect the risk, then your ability to manage it, will always be reactive. The undetectable risk is a greater threat to execution, than the high-probability or high-impact factors. This is where using one of the Six Sigma tools failure modes and effects analysis (FMEA) can be very effective. The FMEA tool can help a project team evaluate risk identification. Focusing on risk identification will help the team think outside of the box in proposing, planning, or executing a successful project.

Example: If your project/program has a risk that has a significant probability of occurrence, then it is probably not really a risk—it is an issue/problem. If the impact is great and the probability is low, then you will keep an eye on this but not usually spend management reserve to mitigate. However, if the risk has a high impact or probability but has a low level of detectability, the results could be devastating.

The other side of managing a project/program is the lack of focus on opportunity identification and management. If a project team is only risk management focused, they may miss looking at the projects potential opportunities. Opportunities need to be evaluated with the same rigor as risks. The same level of focus in the areas of impact, probability *and* the ability to *recognize* the opportunity must occur for a project team. The FMEA is also very useful for opportunity recognition and management. Sometimes undetectable risks will occur, but the ability to recognize and realize opportunities can counter this risk impacts. The use of opportunity recognition can have the greatest impacts on fixed-price projects where saving costs can increase the projects profit margin.

If a project has risk schedule, how can we quantify that risk? One method is through the use probabilistic modeling. Probabilistic modeling of your schedule can help you forecast the likelihood of achieving all your milestones within your period of performance. If the risk of achieving your schedule is too high, you can use these models to perform what-if analysis until the risk factors can be brought to acceptable levels. This analysis should be done *before* the project is baselined or (ideally) during the proposal phase.

The key to successful implementation of this strategy is a relational database of information that will allow you to build the most realistic probabilistic model possible. This information must be gathered on a wide variety of projects so that information on projects of similar size and scope/complexity can be evaluated. It must be integrated with lessons learned from these other projects in order to build the best probabilistic model to mitigate your schedule risks. Always remember that a model is only as good as the information used to build it.

## 5.5 CONCURRENT ENGINEERING

---

The need to shorten product development time has always plagued U.S. companies. During favorable economic conditions, corporations have deployed massive amounts of resources to address the problem of long development times. During economic downturns, however, not only are resources scarce, but time becomes a critical constraint. Today, the principles of concurrent engineering have been almost universally adopted as the ideal solution to the problem.

Concurrent engineering requires performing the various steps and processes in managing a project in tandem rather than in sequence. This means that engineering, research and development, production, and marketing all are involved at the beginning of a project, before any work has been done. That is not always easy, and it can create risks as the project is carried through. Superior project planning is needed to avoid increasing the level of risk later in the project. The most serious risks are delays in bringing product to market and costs when rework is needed as a result of poor planning. Improved planning is essential to project management, so it is no surprise that excellent companies integrate concurrent engineering and project management systems.

Chrysler (now Fiat Chrysler) Motors used concurrent engineering with project management to go from concept to market with the Dodge Viper sports car in less than three years. Concurrent engineering may well be the strongest driving force behind the increased acceptance of modern project management.

## 5.6 RISK MANAGEMENT

---

Risk management is an organized means of identifying and measuring risk and developing, selecting, and managing options for handling those risks. Throughout this book, we have emphasized that tomorrow's project managers will need superior business skills in assessing and managing risk. This includes both project risks and business risks. In the past, project managers were not equipped to quantify risks, respond to risks, develop contingency plans, or keep lessons-learned records. They were forced to go to senior managers for advice on what to do when risky situations developed. Now senior managers are empowering project managers to make risk-related decisions, and doing that requires project managers to have solid business skills as well as technical knowledge.

Preparing a project plan is based on history. Simply stated: What have we learned from the past? Risk management encourages us to look at the future and anticipate what can go wrong and then to develop contingency strategies to mitigate these risks.

We have performed risk management in the past, but only financial and scheduling risk management. To mitigate a financial risk, we increased the project's budget. To mitigate a scheduling risk, we added more time to the schedule. But in the 1990s, technical risks became critical. Simply adding into the plan more time and money is not the solution to mitigate technical risks. Technical risk management addresses two primary questions:

1. Can we develop the technology within the imposed constraints?
2. If we do develop the technology, what is the risk of obsolescence, and when might we expect it to occur?

To address these technical risks, effective risk management strategies are needed based on technical forecasting. On the surface, it might seem that making risk management an integral part of project planning should be relatively easy. Just identify and address risk factors before they get out of hand. Unfortunately, the reverse is likely to be the norm, at least for the foreseeable future.

For years, companies provided lip service to risk management and adopted the attitude toward risk that it is something we should simply learn to live with. Very little was published on how to develop a structure risk management process. The disaster with the space shuttle *Challenger* in January 1986 was a great awakening on the importance of effective risk management.<sup>4</sup>

Today risk management has become so important that companies are establishing separate internal risk management organizations. However, many companies have been using risk management functional units for years, and yet this concept has gone unnoticed. An overview of the program management methodology of the risk management department of an international manufacturer headquartered in Ohio follows. This department has been in operation for approximately 25 years.

The risk management department is part of the financial discipline of the company and ultimately reports to the treasurer, who reports to the chief financial officer. The overall objective of the department is to coordinate the protection of the company's assets. The primary means of meeting that objective is eliminating or reducing potential losses through loss prevention programs. The department works very closely with the internal environmental health and safety department. Additionally, it utilizes outside loss control experts to assist the company's divisions in loss prevention.

One method employed by the company to insure the entire corporation's involvement in the risk management process is to hold its divisions responsible for any specific losses up to a designated self-insured retention level. If there is a significant loss, the division must absorb it and its impact on their bottom-line profit margin. This directly involves the divisions in both loss prevention and claims management. When a claim does occur, risk management maintains regular contact with division personnel to establish protocol on the claim and reserves and ultimate resolution.

The company does purchase insurance above designated retention levels. As with the direct claims, the insurance premiums are allocated to its divisions. These premiums are calculated based upon sales volume and claim loss history, with the most significant percentage being allocated to claim loss history.

Each of the company's locations must maintain a business continuity plan for its site. This plan is reviewed by risk management and is audited by the internal audit and environmental health and safety department.

Risk management is an integral part of the corporation's operations as evidenced by its involvement in the due diligence process for acquisitions or divestitures. It is involved at the onset of the process, not at the end, and provides a detailed written report of findings as well as an oral presentation to group management.

Customer service is part of the company's corporate charter. Customers served by risk management are the company's divisions. The department's management style with its customers is one of consensus building and not one of mandating. This is exemplified by the company's use of several worker's compensation third-party administrators (TPAs) in states where it is self-insured. Administratively, it would be much easier to utilize one nationwide TPA. However, using strong regional TPAs with offices in states where divisions operate provides knowledgeable assistance with specific state laws to the divisions. This approach has worked very well for this company that recognizes the need for the individual state expertise.

---

4. The case study "The Space Shuttle *Challenger* Disaster" appears in H. Kerzner, *Project Management Case Studies*, 5th ed. (Hoboken, NJ: Wiley, 2017), p. 357.

The importance of risk management is now apparent worldwide. The principles of risk management can be applied to all aspects of a business, not just projects. Once a company begins using risk management practices, it can always identify other applications for those processes.

For multinational companies that are project-driven, risk management takes on paramount importance. Not all companies, especially in undeveloped countries, have an understanding of risk management or its importance. These countries sometimes view risk management as an overmanagement expense on a project.

Consider the following scenario. As your organization gets better and better at project management, your customers begin giving you more and more work. You're now getting contracts for turnkey projects or complete-solution projects. Before, all you had to do was deliver the product on time and you were through. Now you are responsible for project installation and startup as well, sometimes even for ongoing customer service. Because the customers no longer use their own resources on the project, they worry less about how you're handling your project management system.

Alternatively, you could be working for third-world clients who haven't yet developed their own systems. One hundred percent of the risk for such projects is yours, especially as projects grow more complex. (See Figure 5–6.) Welcome to the twenty-first century!

One subcontractor received a contract to install components in a customer's new plant. The construction of the plant would be completed by a specific date. After construction was completed, the contractor would install the equipment, perform testing and then startup. The subcontractor would not be allowed to bill for products or services until after a successful startup. There was also a penalty clause for late delivery.

The contractor delivered the components to the customer on time, but the components were placed in a warehouse because plant construction had been delayed. The contractor now had a cash flow problem and potential penalty payments because of external dependencies that sat on the critical path. In other words, the contractor's schedule was being controlled by actions of others. Had the project manager performed business risk management rather than just technical risk management, these risks could have been reduced.

For the global project manager, risk management takes on a new dimension. What happens if the culture in the country with which you are working neither understands risk management nor has any risk management process? What happens if employees

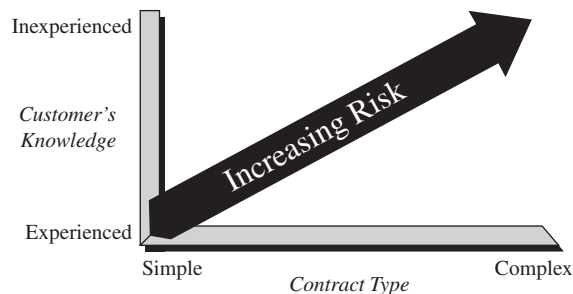


Figure 5–6. Future risks.

are afraid to surface bad news or identify potential problems? What happens if the project's constraints of time, cost, and quality/performance are meaningless to the local workers?

## 5.7 WÄRTSILÄ: THE NEED FOR PROACTIVE RISK MANAGEMENT

---

### **Proactive Project Risk Management in Wärtsilä Power Plant Projects**

At Wärtsilä, project risk management has traditionally been much about identifying and planning. We have seen that this now needs to be expanded to cover reflection and proactive action taking in today's complex projects. Risks need to be tackled up front before they occur and potentially jeopardize project objectives. Here we briefly present what we have done in this respect.

How uncertainty and risk are handled in projects very much depends on experience. It can be said that many project managers deal with risk and uncertainty only as a result of what they are actually experiencing in their projects. Experienced project managers, however, can recognize risks far ahead before they become issues. Likewise, opportunities and positive uncertainties can be recognized more easily by experienced project managers. However, the recognition of opportunities is not only restricted to experience, since a willingness to take risks is also required. In many cases, a change of mind-set is required from project managers to be able to accomplish this.

As large projects are becoming increasingly complex to manage today, it is essential that the project manager has enough experience to have an accurate perception of what is involved. Besides the project itself, it is of huge importance to know about the location, the customer, and the environment. Failure to have the knowledge or experience about these issues in advance will cause major problems, making the project more complex and challenging than necessary. In order to avoid such pitfalls, it is important to use the combined knowledge, experience, and creativity of the whole project team. Although risk management is the project manager's responsibility, it is not solely his or her task. The whole project team needs to share this responsibility.

This brings us to the importance of having a lessons-learned database with information that has been shared among the project teams. Such a database is an important resource for a new project manager or other team member joining the force. Likewise, when a project team accepts a new project type or a project in a totally new location, it is beneficial to be able to access the knowledge about similar cases. In light of this, a lessons-learned database is being implemented where all this knowledge and experience can be shared.

We have seen that knowledge and experience play an important role in managing risk, uncertainty, and other factors in projects. However, proactive risk management is not always easy to implement, since it depends on so many people's different perceptions of it. A lot of communication is needed in order to gain a common understanding of what the organization needs regarding risk and uncertainty as well as a clear understanding of the potential benefits they bring into the organization. Proactive risk management

is not only about identifying, qualifying, and quantifying the risks; it is much more. The utilization of the risk management process is all about having the maturity to use the previously learned experience and knowledge to prevent risks from occurring in the first place, as well as the confidence to take the necessary actions to encourage positive opportunities to develop.

A project team needs a tool for project risk management where upcoming events, both foreseen and unforeseen, can be continuously followed. A risk management process tool does not need to be complex. The most important aspect is the way it is utilized in the organization. We see that in this case, the statement “The simpler the better” describes quite well what is needed.

The proactive risk management process taken into use at Wärtsilä consists of three different phases. (See Figure 5–7.) First a project classification should be done to define the complexity of the project. Thereafter, the risk process itself will be managed as a continuous process throughout the whole project life cycle. In addition, lessons learned should be recorded on risks where the actions taken significantly differed from the planned response. At Wärtsilä we have implemented this entire process in one common project management tool used by all project management teams and management.

The classification process will provide important information for the risk identification steps. The intent of the process is to encourage project managers to think about the project and define where project complexity is situated and provide an input for the risk management process identification. It must describe the project from an objective point of view. One of the core added values that project classification brings to project management is defining needed resources for resource allocation.

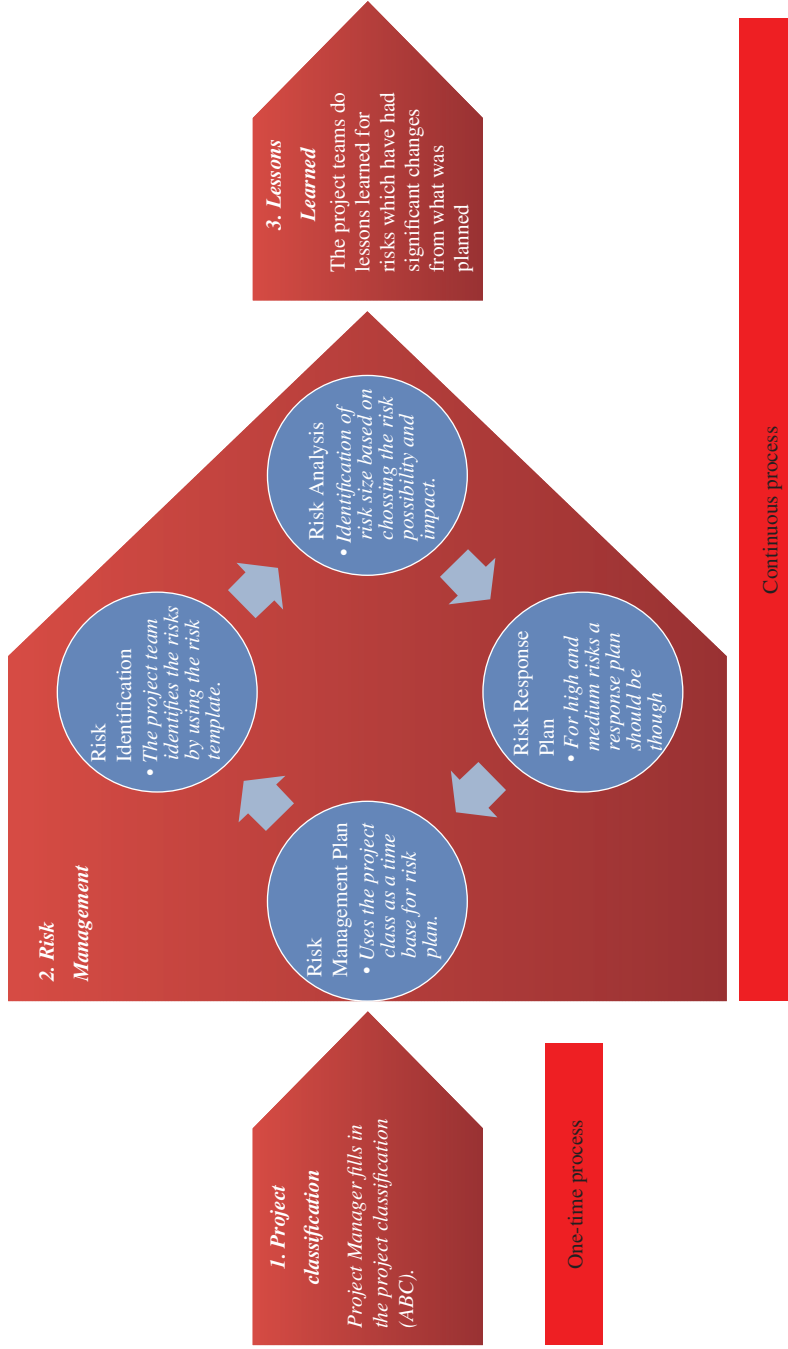
The risk management process basically also is one continuous process. All the same elements that were used in the classification process are implemented in this process. The traditional risk management process described in *PMBOK® Guide* (2008) has been used as the basis for the new risk management process.

In order for a proactive risk management process to be successful, it is vital that the project team makes full use of it. Ignorance of risks and uncertainties will cause large problems within project management when they materialize unexpectedly and become harmful issues.

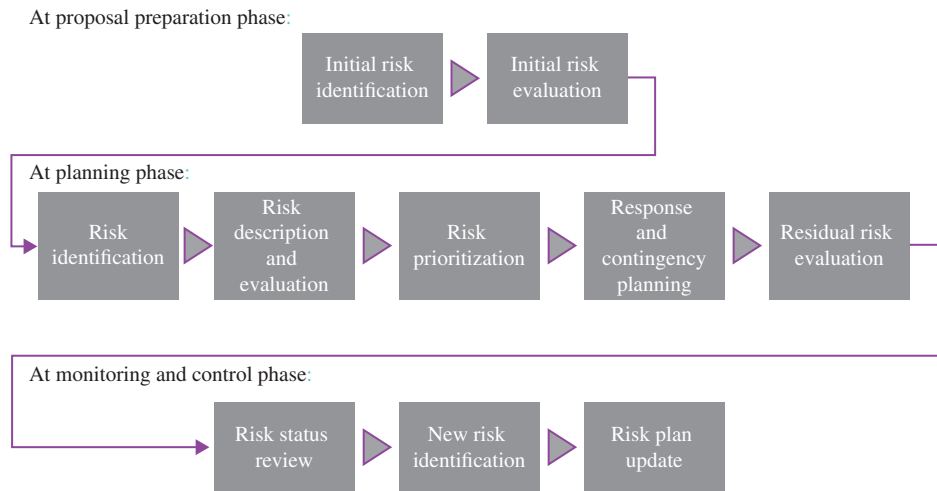
A good communication system needs to be created in order for the project teams to implement a uniform risk management process. In addition, training should be given on how to use the risk management process in order to improve the understanding of how the proactive risk process can be utilized and to gain an appreciation as to why it is so important.

## 5.8 INDRA: WHEN A RISK BECOMES REALITY (ISSUE MANAGEMENT) \_\_\_\_\_

In a company like Indra, with thousands of active projects geographically distributed, a solid and continuous risk management practice is vital. This is shown in Figure 5–8. Actions that might contain the impact that risks can have on the results of the project are planned and monitored throughout the project life cycle.



**Figure 5-7.** Proactive project risk management process in Wärtisliä power plants.



**Figure 5-8.** Indra's project risk management process.

The percentage of projects with risk plans and risk registers is very high in Indra. However, we at the corporate project management office (PMO) noted that these high figures didn't prevent some risks from happening; even worse, other unknown-unknown risks showed up as issues that project managers haven't been able to identify in their plans.

However, an issue is not in the future; it is now already affecting project milestones or schedule, or certain work breakdown structure elements, or the committed budget, or the quality level of the project. For that reason, an issue usually demands immediate response, and it must be resolved as quickly and effectively as possible to avoid affecting other areas of the project.

We think that analyzing the relationship between risks and issues is essential for an integrated approach to risk management. By a premortem review of risks and their related issues, by sorting and classifying them, and by analyzing why those risks were not well addressed in earlier planning stages, we seek to understand what caused those risks and to determine earlier risk screening criteria.

In a second stage, we need to know the actual effects on the project of the risk and whether the solutions proposed to contain the effects have been effective. That will allow us to create a database and to identify some lessons learned to help us to identify issue-prone risks early on and prevent them from appearing in future projects.

Not all issues are equal or affect the organization in the same way. Their impacts depend on the project size or volume, its internal or external visibility, project complexity, variances on initial economic forecast, time needed to put the project on track, or the issues' impact on the image of the company.

Having all those considerations up front, we have decided to focus our efforts on the projects with more critical issues. Those are considered projects that require close surveillance, and for those projects, key points are identifying the source of the issue, its immediate effects, and the follow-up of the action plan. To allow this we created a new functionality in our project management information system (PMIS) called issue registry. This is embedded within our PMIS issue management module.



The issue registry works like this: When a project management office or a user responsible for project control analyzes a project and detects it is having serious problems, the project manager is required to complete detailed information in the Issue Registry module. This can be triggered automatically through a red alert in the PMIS. (See Figure 5–9.)

The project manager must describe existing issues in the project, the action plans to cope with them, and the recovery target that must be obtained to get the project back on track. Once fulfilled, and to avoid this being a static snapshot of the project, the project manager is expected to update the information every reporting period from that moment on, indicating action plan updates and project status with regard to the initial targets.

What we intend to achieve with the Issue Registry? We want to focus our attention and our efforts on:

- Detecting which problems and issues have emerged from previously identified risks and which have not
- Getting a homogeneous classification and typification of projects that were seriously affected by issues
- Tracking the effectiveness of the issue action plans
- Automated and systematic reporting to business management on those issues and their projects from different perspectives (business unit, solution, type of project, geographic location, etc.)

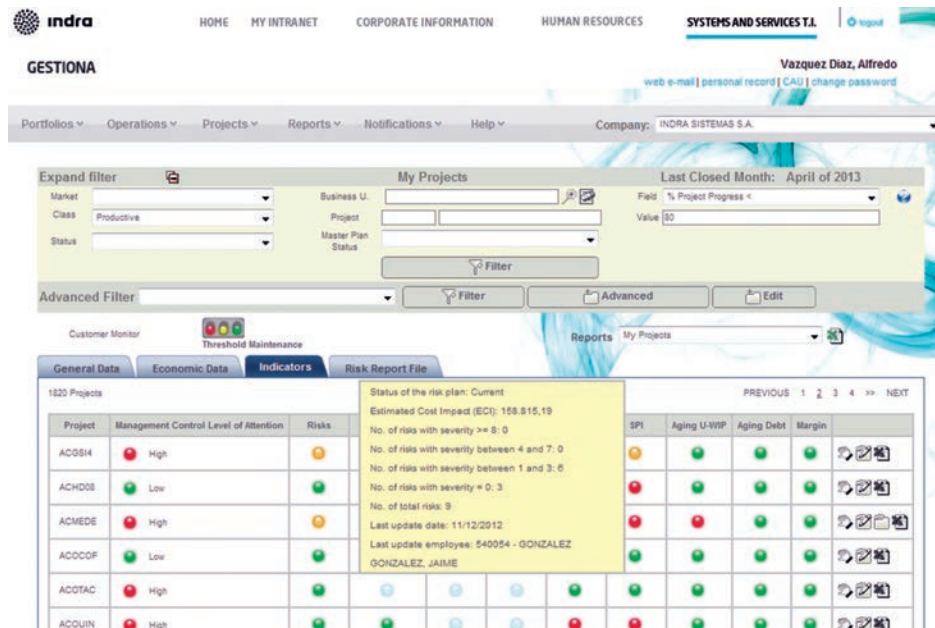


Figure 5–9. Indra’s project risk monitoring in the PMIS.

Historically the efforts of our organization had been focused on the management of risks, leaving the management of issues and problems as a secondary process, not connected with risk management. Issue management was more dependent on the involvement and proactiveness of the project manager; for that reason, it was approached heterogeneously, usually in an internal project context and without a close monitoring and follow-up by the organization, as it was the case with risk management.

The registration and follow-up of projects and the traceability between risks and issues can be made from the PMIS. To reverse actual dynamics, we will take a first step by learning from issues and problems that have already occurred; based on that analysis, in a second stage we will focus on prevention of recurrent issues—those that have been registered, diagnosed, and solved by other projects managers. This invaluable information will enable project managers to learn from others' experiences.

Inside the problem is the solution. Only by knowing the problem can we solve and avoid it.

## 5.9 THE FAILURE OF RISK MANAGEMENT ---

There are numerous reasons why risk management can fail. Typical reasons might include:

- The inability to
  - perform risk management effectively
  - identify the risks
  - measure the uncertainty of occurrence
  - predict the impact, whether favorable or unfavorable
- Having an insufficient budget for risk management work
- Having team members who do not understand the importance of risk management
- Fear that identification of the true risks could result in project cancellation
- Fear that whoever identifies critical risks will get unfavorable recognition
- Peer pressure from colleagues and superiors who want to see a project completed regardless of the risks

All of these failures occur during project execution. We seem to understand these failures and can correct them with proper education and budget allocations for risk management activities. But perhaps the worst failures occur when people refuse to even consider risk management because of some preconceived notion about its usefulness or importance to the project. David Dunham discusses some of the reasons why people avoid risk management on new product development (NPD) projects.

Discussing risk in new product development certainly seems to be a difficult thing to do. Despite the fact that the high-risk nature of new product development is built into the corporate psyche, many corporations still take a fatalistic approach toward managing the risk. Reasons for not being anxious to dwell on risk differ depending on the chair in which you are sitting.

*Program Manager*

- Spending time on risk assessment and management is counter to the action culture of many corporations. “Risk management does not create an asset,” to quote one executive.
- Management feels that the learning can/should be done in the market.

*Project Manager*

- There is a natural aversion among developers to focusing on the downside.
- Highlighting risk is counterintuitive for development teams who want to promote the opportunity when competing for NPD funding.<sup>6</sup>

## 5.10 DEFINING MATURITY USING RISK MANAGEMENT

---

For years, project management maturity was measured by how frequently we were able to meet a project’s triple constraints of time, cost, and performance or scope. Today, we are beginning to measure maturity in components, such as the areas of knowledge in the *PMBOK® Guide*. Maturity is now measured in stages and components, such as how well we perform scope management, time management, risk management, and other areas of knowledge. Gregory Githens believes that the way we handle risk management can be an indicator of organizational maturity.

Some firms have more capability to manage risk well, and these firms are the most consistent in their growth and profitability. Perhaps the simplest test for examining risk management maturity is to examine the level of authority given to the NPD program [project] manager: If authority is high, then the organization is probably positioning itself well to manage risks, but if authority is low, then the blinders may be on. Another test is the use of checklists: if ticking off a checklist is the sole company response to risk, then organizational maturity is low. Risk management provides an excellent lens by which to evaluate a firm’s ability to integrate and balance strategic intent with operations.

Many firms ignore risk management because they have not seen the need for it. They perceive their industry as stable and mostly focus on their competitive rivals and operational challenges. . . . By addressing risk at the project level, you encourage the organization to surface additional strategic concerns.

Top NPD firms have a sophisticated capability for risk management, and they will “book” a project plan, pay attention to the details of product scope and project scope, use risk management tools such as computer simulations and principle-based negotiation, and document their plans and assumptions. These more mature firms are the ones that will consider risk in establishing project baselines and contracts. For example, Nortel uses a concept called “out of bounds” that provides the NPD program managers with the freedom to make trade-offs in time, performance, cost and other factors. Risk analysis and management is an important tool.

Less mature firms typically establish a due date and pay attention to little else (and in my experience, this is the majority of firms). Firms that use the decision rule “Hit the launch

---

6. D. J. Dunham, “Risk Management: The Program Manager’s Perspective,” in P. Belliveau, A. Griffin, and S. Somermeyer, *The PDMA Toolbook for New Product Development* (Hoboken, NJ: Wiley, 2002), p. 382.

date” default to passive acceptance—hiding the risk instead of managing it. Firefighting and crisis management characterize their organizational culture, and their strategic performance is inconsistent. These firms are like the mythological character Icarus: They fly high but come crashing down because they ignored easily recognizable risk events.<sup>7</sup>

## 5.11 BOEING AIRCRAFT COMPANY

---

As companies become successful in project management, risk management becomes a structured process that is performed continuously throughout the life cycle of the project. The two most common factors supporting the need for continuous risk management are how long the project lasts and how much money is at stake. For example, consider Boeing’s aircraft projects. Designing and delivering a new plane might require 10 years and a financial investment of more than \$15 billion.

From an academic perspective, Table 5–1 shows the characteristics of risks at the Boeing Aircraft Company. (The table does not mean to imply that risks are mutually exclusive of each other, nor does it imply that these are the only risks.) New technologies can appease customers, but production risks increase because the learning curve is lengthened with new technology compared to accepted technology. The learning curve can be lengthened further when features are custom designed for individual customers. In addition, the loss of suppliers over the life of a plane can affect the level of technical and production risk. The relationships among these risks require the use of a risk management matrix and continued risk assessment.

## 5.12 CHANGE MANAGEMENT

---

Companies use change management to control both internally generated changes and customer-driven changes in the scope of projects. Most companies establish a configuration control board or change control board to regulate changes. For customer-driven changes, the customer participates as a member of the configuration control board. The configuration control board addresses these four questions at a minimum:

1. What is the cost of the change?
2. What is the impact of the change on project schedules?
3. What added value does the change represent for the customer or end user?
4. What are the risks?

The benefit of developing a change management process is that it allows you to manage your customer. When your customer initiates a change request, you must be able to predict immediately the impact of the change on schedule, safety, cost, and technical performance. This information must be transmitted to the customer immediately,

---

<sup>7</sup> G. D. Githens, “How to Assess and Manage Risk in NPD Programs: A Team-Based Risk Approach,” in P. Belliveau, A. Griffin, and S. Somermeyer, *The PDMA Toolbook for New Product Development* (Hoboken, NJ: Wiley, 2002), p. 208.

**TABLE 5-1. RISK CATEGORIES AT BOEING**

Type of Risk	Risk Description	Risk Mitigation Strategy
Financial	Up-front funding and payback period based on number of planes sold	Funding by life-cycle phases Continuous financial risk management Sharing risks with subcontractors Risk reevaluation based on sales commitments
Market	Forecasting customers' expectations on cost, configuration, and amenities based on a plane's 30- to 40-year life	Close customer contact and input Willingness to custom design per customer Development of a baseline design that allows for customization
Technical	Because of the long lifetime of a plane, must forecast technology and its impact on cost, safety, reliability, and maintainability	Structured change management process Use of proven technology rather than high-risk technology Parallel product improvement and new product development processes
Production	Coordination of manufacturing and assembly of a large number of subcontractors without impacting cost, schedule, quality, or safety	Close working relationships with subcontractors Structured change management process Lessons learned from other new airplane programs Use of learning curves

Note: The information in this section on how Boeing might characterize risks on a new airplane project is the author's opinion and not necessarily Boeing's official opinion.

especially if your methodology is such that no further changes are possible because of the life-cycle phase you have entered. Educating your customer as to how your methodology works is critical in getting customer buy-in for your recommendations during the scope change process.

Risk management and change management function together. Risks generate changes that, in turn, create new risks. For example, consider a company in which the project manager is given the responsibility for developing a new product. Management usually establishes a launch date even before the project is started. Management wants the income stream from the project to begin on a certain date to offset development costs. Project managers view executives as their customers during new project development, but executives view the stockholders who expect a revenue stream from the new product as their customers. When the launch date is not met, surprises result in heads rolling, usually executive heads first.

In a previous edition of this book, we stated that Asea Brown Boveri had developed excellent processes for risk management, so it is understandable that it also has structured change management processes. In companies excellent in project management, risk management and change management occur continuously throughout the project life cycle. The impact on product quality, cost, and timing is continuously updated and reported to management as quickly as possible. The goal is always to minimize the number and extent of surprises.

## 5.13 OTHER MANAGEMENT PROCESSES

Employee empowerment and self-directed work teams took the business world by storm during the early 1990s. With growing emphasis on customer satisfaction, it made sense to empower those closest to the customer—the order service people, nurses, clerks,

and so on—to take action in resolving customers' complaints. A logical extension of employee empowerment is the self-managed work team. A self-directed work team is a group of employees with given day-to-day responsibility for managing themselves and the work they perform. This includes the responsibility for handling resources and solving problems.

Some call empowerment a basis for the next industrial revolution, and it is true that many internationally known corporations have established self-directed work teams. Such corporations include Lockheed-Martin, Honeywell, and Weyerhaeuser. Time will tell whether these concepts turn out to be a trend or only a fad.

Reengineering a corporation is another term for downsizing the organization with the (often unfortunate) belief that the same amount of work can be performed with fewer people, at lower cost, and in a shorter period of time. Because project management proposes getting more done in less time with fewer people, it seems only practical to implement project management as part of reengineering. It still is not certain that downsizing executed at the same time as the implementation of project management works, but project-driven organizations seem to consider it successful.

Life-cycle costing was first used in military organizations. Simply stated, life-cycle costing requires that decisions made during the research and development process be evaluated against the total life-cycle cost of the system. Life-cycle costs are the total cost of the organization for the ownership and acquisition of the product over its full life.



## Culture

### 6.0 INTRODUCTION

---

Perhaps the most significant characteristic of companies that are excellent in project management is their culture. Successful implementation of project management creates an organization and cultures that can change rapidly because of the demands of each project and yet adapt quickly to a constantly changing dynamic environment, perhaps at the same time. Successful companies have to cope with change in real time and live with the potential disorder that comes with it. The situation can become more difficult if two companies with possibly diverse cultures must work together on a common project.

Change is inevitable in all organizations but perhaps more so in project-driven organizations. As such, excellent companies have come to the realization that competitive success can be achieved only if the organization has achieved a culture that promotes and sustains the necessary organizational behavior. Corporate cultures cannot be changed overnight. The time frame is normally years but can be reduced if executive support exists. Also, if as few as one executive refuses to support a potentially good project management culture, disaster can result.

In the early days of project management, a small aerospace company had to develop a project management culture in order to survive. The change was rapid. Unfortunately, the vice president for engineering refused to buy into the new culture. Prior to the acceptance of project management, the power base in the organization had been engineering. All decisions were either instigated or approved by engineering. How could the organization get the vice president to buy into the new culture?

The president realized the problem but was stymied for a practical solution. Getting rid of the vice president was one alternative, but not practical because of his previous successes and technical know-how. The corporation was awarded a two-year project that was strategically important to it. The vice president was then temporarily assigned as the project manager and removed from his position as vice president for engineering. At the completion of the project, the vice president was assigned to fill the newly created position of vice president of project management.

## 6.1 CREATION OF A CORPORATE CULTURE

---

Corporate cultures may take a long time to create and put into place but can be torn down overnight. Corporate cultures for project management are based on organizational behavior, not processes. Corporate cultures reflect the goals, beliefs, and aspirations of senior management. It may take years for the building blocks to be in place for a good culture to exist, but that culture can be torn down quickly through the personal whims of one executive who refuses to support project management.

Project management cultures can exist within any organizational structure. The speed at which the culture matures, however, may be based on the size of the company, the size and nature of the projects, and the type of customer, whether it is internal or external. Project management is a culture, not policies and procedures. As a result, it may not be possible to benchmark a project management culture. What works well in one company may not work equally well in another.

Good corporate cultures can also foster better relations with the customer, especially external clients. As an example, one company developed a culture of always being honest in reporting the results of testing accomplished for external customers. Customers, in turn, began treating the contractor as a partner and routinely shared proprietary information so that customers and the contractor could help each other.

Within the excellent companies, the process of project management evolves into a behavioral culture based on multiple-boss reporting. The significance of multiple-boss reporting cannot be overstated. There is a mistaken belief that project management can be benchmarked from one company to another. Benchmarking is the process of continuously comparing and measuring against an organization anywhere in the world in order to gain information that will help your organization improve its performance and competitive position. Competitive benchmarking is where organizational performance is benchmarked against the performance of competing organizations. Process benchmarking is the benchmarking of discrete processes against organizations with performance leadership in these processes.

Since a project management culture is a behavioral culture, benchmarking works best if we benchmark best practices, which are leadership, management, or operational methods that lead to superior performance. Because of the strong behavioral influence, it is almost impossible to transpose a project management culture from one company to another. As mentioned earlier, what works well in one company may not be appropriate or cost-effective in another company.

Strong cultures can form when project management is viewed as a profession and supported by senior management. A strong culture can also be viewed as a primary business differentiator. Strong cultures can focus on either a formal or an informal project management approach. However, with the formation of any culture, there are always some barriers that must be overcome.

According to a spokesperson from AT&T:

Project management is supported from the perspective that the PM [project manager] is seen as a professional with specific job skills and responsibilities to perform as part of the project team. Does the PM get to pick and choose the team and have complete



control over budget allocation? No. This is not practical in a large company with many projects competing for funding and subject matter experts in various functional organizations.

A formal project charter naming an individual as a PM is not always done; however, being designated with the role of project manager confers the power that comes with that role. In our movement from informal to more formal, it usually started with project planning and time management, and scope management came in a little bit later.

In recent memory PM has been supported, but there were barriers. The biggest barrier has been in convincing management that they do not have to continue managing all the projects. They can manage the project managers and let the PMs manage the projects. One thing that helps this is to move the PMs so that they are in the same work group, rather than scattered throughout the teams across the company, and have them be supervised by a strong proponent of PM. Another thing that has helped has been the PMCOE's [project management center of excellence] execution of their mission to improve PM capabilities throughout the company, including impacting the corporate culture supporting PM.

Our success is attributable to a leadership view that led to creating a dedicated project management organization and culture that acknowledges the value of project management to the business. Our vision: Establish a global best-in-class project management discipline designed to maximize the customer experience and increase profitability for AT&T.

In good cultures, the role and responsibilities of the project manager is clearly identified. It is also supported by executive management and understood by everyone in the company. According to Enrique Sevilla Molina, formerly Corporate Project Management Office (PMO) director at Indra:

Based on the historical background of our company and the practices we set in place to manage our projects, we found out that the project manager role constitutes a key factor for project success. Our project management theory and practice has been built to provide full support to the project manager when making decisions and, consequently, to give him or her full responsibility for project definition and execution.

We believe that he or she is not just the one that runs the project or the one that handles the budget or the schedule but the one that "understands and looks at their projects as if they were running their own business," as our CEO used to say, with an integrated approach to his/her job.

Our culture sets the priority on supporting the project managers in their job, helping them in the decision-making processes, and providing them with the needed tools and training to do their job. This approach allow for a certain degree of a not-so-strict formal processes. This allows the project manager's responsibility and initiative to be displayed, but always under compliance with the framework and set of rules that allows for a solid accounting and results reporting.

We can say that project management has always been supported throughout the different stages of evolution of the company, and throughout the different business units, although some areas have been more reluctant in implementing changes in their established way of performing the job. One of the main barriers or drawbacks is the ability to use the same project management concepts for the different types of projects

and products. It is still a major concern in our training programs to try to explain how the framework and the methodology is applied to projects with a high degree of definition in scope and to projects with a lesser degree of definition (fuzzy projects).

## 6.2 CORPORATE VALUES

An important part of the culture in excellent companies is an established set of values that all employees abide by. The values go beyond the normal “standard practice” manuals and morality and ethics in dealing with customers. Ensuring that company values and project management are congruent is vital to the success of any project. In order to ensure this congruence of values, it is important that company goals, objectives, and values be well understood by all members of the project team.

Many forms of value make up successful cultures. Figure 6–1 shows some of the types of values. Every company can have its own unique set of values that works well for it. Groups of values may not be interchangeable from company to company.

One of the more interesting characteristics of successful cultures is that productivity and cooperation tend to increase when employees socialize outside of work as well as at work.



Figure 6–1. Types of values.

Successful project management can flourish within any structure, no matter how terrible the structure looks on paper, but the culture within the organization must support the four basic values of project management:

1. Cooperation
2. Teamwork
3. Trust
4. Effective communication

Some companies prefer to add in a fifth bullet, namely ethical conduct. This is largely due to PMI's *Code of Conduct and Professional Responsibility*.

### 6.3 TYPES OF CULTURES

---

There are different types of project management cultures, which vary according to the nature of the business, the amount of trust and cooperation, and the competitive environment. Typical types of cultures include:

- *Cooperative cultures.* These are based on trust and effective communication, not only internally but externally as well with stakeholders and clients.
- *Noncooperative cultures.* In these cultures, mistrust prevails. Employees worry more about themselves and their personal interests than what is best for the team, company, or customer.
- *Competitive cultures.* These cultures force project teams to compete with one another for valuable corporate resources. In these cultures, project managers often demand that employees demonstrate more loyalty to the project than to their line manager. This can be disastrous when employees are working on multiple projects at the same time and receive different instructions from the project and the functional manager.
- *Isolated cultures.* These occur when a large organization allows functional units to develop their own project management cultures. This could also result in a culture-within-a-culture environment within strategic business units. It can be disastrous when multiple isolated cultures must interface with one another.
- *Fragmented cultures.* Projects where part of the team is geographically separated from the rest of the team may lead to a fragmented culture. Virtual teams are often considered fragmented cultures. Fragmented cultures also occur on multinational projects, where the home office or corporate team may have a strong culture for project management, but the foreign team has no sustainable project management culture.

Cooperative cultures thrive on effective communications, trust, and cooperation. Decisions are made based on the best interest of all of the stakeholders. Executive sponsorship, whether individual or committee, is more passive than active, and very few problems ever go up to the executive levels for resolution. Projects are managed more

informally than formally, with minimum documentation, and often meetings are held only as needed. This type of project management culture takes years to achieve and functions well during both favorable and unfavorable economic conditions.

Noncooperative cultures are reflections of senior management's inability to cooperate among themselves and possibly their inability to cooperate with the workforce. Respect is nonexistent. Noncooperative cultures can produce a good deliverable for the customer if the end justifies the means. However, this culture does not generate the number of project successes achievable with the cooperative culture.

Competitive cultures can be healthy in the short term, especially if an abundance of work exists. Long-term effects are usually not favorable. An electronics firm continuously bid on projects that required the cooperation of three departments. Management then implemented the unhealthy decision of allowing each of the three departments to bid on every job, thus creating internal competition as they bid against each other. One department would be awarded the contract, and the other two departments would be treated as subcontractors.

Management believed that this competitiveness was healthy. Unfortunately, the long-term results were disastrous. The three departments refused to talk to one another, and the sharing of information stopped. In order to get the job done for the price quoted, the departments began outsourcing small amounts of work rather than using the other departments, which were more expensive. As more and more work was being outsourced, layoffs occurred. Management then realized the disadvantages of a competitive culture.

The type of culture can be impacted by the industry and the size and nature of the business. According to Eric Alan Johnson and Jeffrey Alan Neal:

*Data-orientated culture:* The data-orientated culture (also known as the data-driven culture and knowledge-based management) is characterized by leadership and project managers basing critical business actions on the results of quantitative methods. These methods include various tools and techniques such as descriptive and inferential statistics, hypothesis testing, and modeling. This type of management culture is critically dependent on a consistent and accurate data collection system specifically designed to provide key performance measurements (metrics). A robust measurement system analysis program is needed to ensure the accuracy and ultimate usability of the data.

This type of culture also employs visual management techniques to display key business and program objects to the entire work population. The intent of a visual management program is not only to display the progress and performance of the project, but to instill a sense of pride and ownership in the results with those who are ultimately responsible for project and program success ... the employees themselves.

Also critical to the success of this type of management culture is the training required to implement the more technical aspects of such a system. In order to accurately collect, assess, and enable accurate decision making the diverse types of data (both nominal and interval data), the organization needs specialists skilled in various data analysis and interpretation techniques.<sup>1</sup>

---

1. Eric Alan Johnson, Satellite Control Network Contract Deputy Program Director, AFSCN, was the winner of the 2006 Kerzner Project Manager of the Year Award; and Jeffrey Alan Neal, Blackbelt/Lean Expert and Lecturer, Quantitative Methods, University of Colorado, Colorado Springs.

## 6.4 CORPORATE CULTURES AT WORK

---

Cooperative cultures are based on trust, communication, cooperation, and teamwork. As a result, the structure of the organization may become unimportant. Restructuring a company simply to bring in project management may lead to disaster. Companies should be restructured for other reasons, such as getting closer to the customer.

Successful project management can occur within any structure, no matter how bad the structure appears on paper, if the culture within the organization promotes teamwork, cooperation, trust, and effective communications.

### Boeing

In the early years of project management, aerospace and defense contractors set up customer-focused project offices for specific customers, such as the Air Force, Army, and Navy. One of the benefits of these project offices was the ability to create a specific working relationship and culture for that customer.

Developing a specific relationship or culture was justified because the projects often lasted for decades. It was like having a culture within a culture. When the projects disappeared and the project office was no longer needed, the culture within that project office might very well disappear as well.

Sometimes one large project can require a permanent culture change within a company. Such was the case at Boeing with the decision to design and build the Boeing 777 airplane.<sup>2</sup> The Boeing 777 project would require new technology and a radical change in the way people would be required to work together. The culture change would permeate all levels of management, from the highest levels down to the workers on the shop floor. Table 6–1 shows some of the changes that took place.<sup>2</sup> The intent of the table is to show that on large, long-term projects, cultural change may be necessary.

As project management matures and the project manager is given more and more responsibility, those managers may be given the responsibility for wage and salary administration. However, even excellent companies are still struggling with this new approach. The first problem is that project managers may not be on the management pay scale in the company but are being given the right to sign performance evaluations.

The second problem is determining what method of evaluation should be used for union employees. This is probably the most serious problem, and the jury is not yet in on what will and will not work. One reason why executives are a little reluctant to implement wage and salary administration that affects project management is because of union involvement, which dramatically changes the picture, especially if a person on a project team decides that a union worker is considered promotable when in fact his or her line manager says that promotion must be based on a union criterion.” There is no black-and-white answer for the issue, and most companies have not even addressed the problem yet.

---

2. The Boeing 777 case study, “Phil Condit and the Boeing 777: From Design and Development to Production and Sales,” appears in H. Kerzner, *Project Management Case Studies*, 5th ed. (Hoboken, NJ: Wiley, 2017), pp. 711–734.

**TABLE 6-1. CHANGES DUE TO BOEING 777 NEW AIRPLANE PROJECT**

<b>Situation</b>	<b>Previous New Airplane Projects</b>	<b>Boeing 777</b>
Executive communications	Secretive	Open
Communication flow	Vertical	Horizontal
Thinking process	Two dimensional	Three dimensional
Decision making	Centralized	Decentralized
Empowerment	Managers	Down to factory workers
Project managers	Managers	Down to nonmanagers
Problem solving	Individual	Team
Performance reviews (of managers)	One way	Three ways
Human resources problem focus	Weak	Strong
Meetings style	Secretive	Open
Customer involvement	Very low	Very high
Core values	End result/quality	Leadership/participation/customer satisfaction
Speed of decisions	Slow	Fast
Life-cycle costing	Minimal	Extensive
Design flexibility	Minimal	Extensive

Note: The information presented in this table is the author's interpretation of some of the changes that occurred, not necessarily Boeing's official opinion.

### **Midwest Corporation (Disguised Company)**

The larger the company, the more difficult it is to establish a uniform project management culture across the entire company. Large companies have pockets of project management, each of which can mature at a different rate. A large Midwest corporation had one division that was outstanding in project management. The culture was strong, and everyone supported project management. This division won awards and recognition on its ability to manage projects successfully. Yet at the same time, a sister division was approximately five years behind the excellent division in project management maturity. During an audit of the sister division, the following problem areas were identified:

- Continuous process changes due to new technology
- Not enough time allocated for effort
- Too much outside interference (meetings, delays, etc.)
- Schedules laid out based on assumptions that eventually change during execution of the project
- Imbalance of workforce
- Differing objectives among groups
- Use of a process that allows for no flexibility to "freelance"
- Inability to openly discuss issues without some people taking technical criticism as personal criticism
- Lack of quality planning, scheduling, and progress tracking
- No resource tracking
- Inheriting someone else's project and finding little or no supporting documentation
- Dealing with contract or agency management
- Changing or expanding project expectations
- Constantly changing deadlines

- Last-minute requirements changes
- People on projects having hidden agendas
- Project scope unclear right from the beginning
- Dependence on resources without having control over them
- Finger pointing: “It’s not my problem”
- No formal cost-estimating process
- Lack of understanding of a work breakdown structure
- Little or no customer focus
- Duplication of efforts
- Poor or lack of “voice of the customer” input on needs/wants
- Limited abilities of support people
- Lack of management direction
- No product/project champion
- Poorly run meetings
- People not cooperating easily
- People taking offense at being asked to do the job they are expected to do, while their managers seek only to develop a high-quality product
- Some tasks lacking a known duration
- People who want to be involved but do not have the skills needed to solve the problem
- Dependencies: making sure that when specifications change, other things that depend on them also change
- Dealing with daily fires without jeopardizing the scheduled work
- Overlapping assignments (three releases at once)
- Not having the right personnel assigned to the teams
- Disappearance of management support
- Work being started in days-from-due-date mode rather than in as-soon-as-possible mode
- Turf protection by nonmanagement employees
- Nonexistent risk management
- Project scope creep (incremental changes that are viewed as small at the time but that add up to large increments)
- Ineffective communications with overseas activities
- Vague/changing responsibilities (who is driving the bus?)

Large companies tend to favor pockets of project management rather than a company-wide culture. However, there are situations in which a company must develop a company-wide culture to remain competitive. Sometimes it is simply to remain a major competitor; other times it is to become a global company.

## 6.5 GEA AND HEINEKEN COLLABORATION: A LEARNING EXPERIENCE \_\_\_\_\_

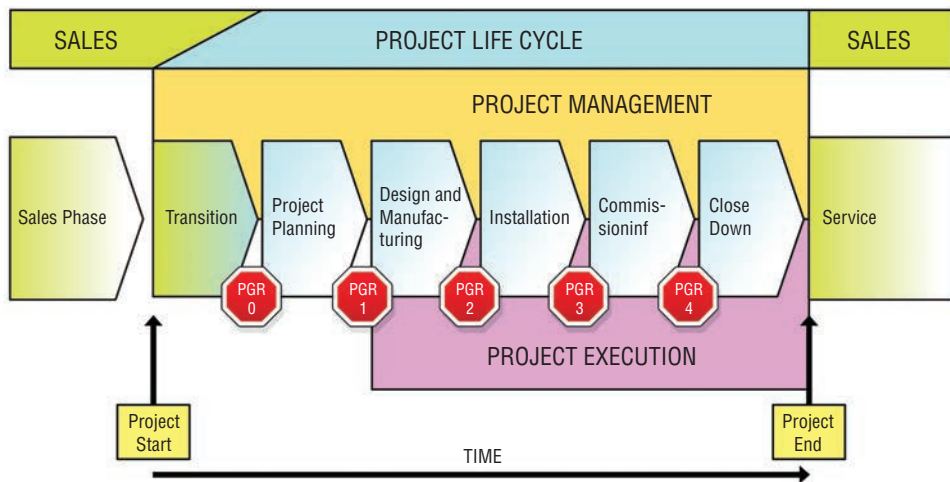
One of the most important aspects of the project management discipline is to adapt to the specific characteristics of the project, to the work culture of the country where the project is developed as well as to the customer that owns the project.

GEA, a world-class technology supplier of turnkey plants in a wide range of process industries, and particularly one of the largest suppliers for the food and beverage industry, and Heineken, the world's third largest brewing company, have been working together worldwide in close partnership to execute different types of projects at the Heineken plants according to Heineken needs. The last projects executed for the Heineken plants in Spain and, especially, the close collaboration between the Heineken and GEA local teams in Spain are great examples to identify from the cultural perspective the best practices learned and applied in project management to meet the strategic objectives of both companies.

Cultural aspects have been key in the projects developed by GEA for Heineken in several plants of Spain. To be able to do it successfully, both teams had to work on an open-minded approach to combine the different project management methodologies between both companies.

Project management is a core competency of GEA. To enable all project managers to deliver projects consistently on time, within budget, and according to customers' expectations, GEA has developed project management methods, tools, and training. This is all covered on the GEA Project Management Manual.

This manual, based on the *PMBOK® Guide*,\* explains to the project managers how to manage and execute the projects. It divides the project in single steps, which can be considered small projects on their own. The methodology secures not only the correct project execution but also a smooth transition between the project and the sales and after-sales stages. (See Figure 6–2.)



 = Phase Gate Review

Figure 6–2. GEA Project Management Model.

\*PMBOK is a registered mark of the Project Management Institute, Inc.



This model is key the projects executed by GEA and provides great value added on the collaboration between GEA and Heineken in Spain.

We explain the sequence of steps shown in the model next.

#### *Transition Stage*

- The interaction between Heineken project teams and project managers is intense during the sales phase to ensure the needs of the customer are included in the submitted quotation.
- Clarifying the scope of the project and all the terms and conditions was a must for creating solid bases for the development of the project. Even issues that were relevant for the project future stages, such as occupational health and safety, plant infrastructure, were discussed with Heineken at this point.
- Frequent alignment meetings were held, and they created an excellent relationship between project managers and project team members of both parties. Of course, whenever possible, these meetings are held with a predetermined agenda and at specific intervals. From the GEA perspective, the exercise allowed a better understanding not only of project requirements but also of the customer's most important stakeholders.

#### *Planning Stage*

- During the planning stage, the contact between both project managers was very deep. From the contractual dates, all processes for creating the different management plans were done jointly, with a deep focus on communication, risk assessment, resources allocation, schedule (of activities, procurement, logistics, etc.), quality expected, and so on.
- Passionate discussions were held until a common ground was reached that was, in the end, very beneficial for project execution and for the relationship among project team members. For both companies and their top management, from that point on, only one joint project team existed.
- Although it belongs to other stages of the project, updates of the timing schedule based on project evolution were very useful for both parties and a way of facing the issues and risks of the project successfully.

#### *Design and Engineering*

- Design and engineering was also done jointly. GEA, working with the set of requirements for the project established by Heineken, developed the detailed engineering in all its aspects (process and instrumentation diagrams, three-dimensional solids, layouts, skids, hydraulic design, equipment and component selection, etc.).
- Rounds of preliminary consultations, work development, and further validation were carried on one after another and in all disciplines (mechanical and process, electrical).

- As a consequence, the relatively large amount of time consumed by these preliminary consultations was later recovered by reducing the scope variations to minor changes in the manufacturing of equipment, erection of the installation, and its commissioning. The open minds on both sides was a factor that allowed good engineering development.
- Heineken showed its commitment to GEA by being open to sharing key factors of the process with GEA to design and engineer. Transparency, mutual trust, and clear set of goals—of course, all protected by the confidentiality agreement signed by both parties—are very important to securing the success of this part of the project.
- Contrary to the previous stages, where the number of deliverables was not so high, there are a significant number of deliverables in the design and engineering stage. Along with the update of the already existing documents (mainly timing schedule and risk assessment), these included process and instrumentation diagrams; electrical and entity drawings; three-dimensional designs; layouts; and hydraulic, electrical, and structural calculations.
- Also, it is important to remark that this stage was also relevant to the procurement of components and manufacturing of the equipment. GEA consulted Heineken about the technical specifications for the equipment and about the use of certified suppliers and contractors. Procurement dates were also agreed in order to secure Heineken's readiness to store safely and securely all the material needed for the further erection of the installation in its plant.
- As an important part of the procurement, GEA provided Heineken with the recommended spare parts list that will be used later on to support the commissioning of the project. This practice ensures that project commissioning is not affected by missing replacement parts.

### *Installation Stage*

- During the installation stage, the design becomes something real.
- In this stage, the number of stakeholders on the customer side usually expands significantly. In earlier stages, GEA had contact just with the project manager or key engineers; in this stage, many other roles suddenly appear. There is a long list of people to deal with, including relevant people from other contractors (civil works, utilities, occupational health and safety, etc.), other people from the customer (plant management, maintenance, warehousing, etc.) to even government officials (for permits, regulations, formal authorizations, etc.).
- The case of the projects with Heineken has been a good example of what are effective project management practices. The solid relationship developed during previous stages was very important for a smooth completion of the installation, when clashes between integrators and the customer often occur. Heineken and GEA worked without issues. The equipment and components were according with the approved process and instrumentation diagrams, and their quality and standards were correct. Infrastructures for mobilization, warehouse space, services, and the like were already available for the start of operations in the plant.

- Also, in this stage the interaction with other contractors is very intense. Daily joint meetings for aligning the work to be done are key not only for better coordination but also for avoiding incidents and accidents. With regard to the interactions the work done by Heineken has to be praised.
- Another relevant subject for the development of the project is the control of the subcontractors involved in the mechanical and electrical installation. The interaction among GEA, its subcontractors, and Heineken was intense and always managed from a proactive perspective, obtaining good results for the project development.
- Once that the installation is close to its completion, a common verification round should be done to ensure that all issues are properly registered and actions for their resolution are specified.

### *Commissioning Stage*

- It is important to start the commissioning stage, with the installation completely finished and verified. If that is not possible, a good list of pending points, including owners and dates of resolution, is vital.
- In this stage, more than ever during the project, interactions between the different integrators and the customer are frequent and sometimes conflict-laden. The GEA approach is to have the customer—not only its management but also those in all operational levels—involved as much as possible. Heineken management was very receptive and cooperative in all the projects developed in its Spanish plants. The usual conflicts due to a project's interference with a plant's regular production runs were minimized, thanks to the previous alignment with management of the production departments. Also, services and utilities for the areas subjected to the project works were provided in a timely manner, easing the start of the commissioning.
- System acceptance tests were performed successfully by Heineken and ensured that the production was reliable, robust, and repeatable. Also, during the installation phase, a list of pending issues was created for recording, analyzing, and fixing all the issues that needed attention to leave the plant in good condition, although these issues did not impede regular production.
- Project documentation was provided at the end of the commissioning. It covered all maintenance requirements as well as the material list to be used for plant engineers and technicians. Plant operators are trained during this stage. Here the intervention of Heineken in providing suitable people as well as the proper facilities was key for securing the proper environment for doing a good training. The main goal is to have the people ready for maintaining and operating the plant once a project is handed over to the customer.
- The start of the product trials and particularly the commercial production release and the provisional acceptance of the installation, allowed the handover of the asset to Heineken and the start of the warranty period. As mentioned in the design and engineering stage, the existence of spare lists mitigated the impact of component and equipment breakdowns.

- From that point on, all the warranty issues would be managed by GEA Service and Heineken Production and Maintenance departments. In that regard, it is very important to secure a smooth transition from the project stage to the after-sales phase, and the project managers of both teams work together to support any issues that need to be resolved.

#### *Close-Down Stage*

- The close-down stage provides a fine-tuning of the installation and ensures a good ramp-up until the plant reaches full capacity. If there are issues pending from the commissioning, they are also fixed; the project's punch list is completely cleared. The final accomplishment of the project key performance indicators is a must and it is verified once again, but now at full production. Now the transition of the operations, in GEA from project execution to service and in Heineken from engineering to production, is complete and final, opening the after-sales stage, which, although outside of the project life cycle, should be transitioned carefully too.
- This stage is also the one for closing the project administratively. From GEA side updated the project repository with all the data about the plant, and Heineken provided the final acceptance of the project and release of final payments according to the financial milestones.
- It is also the time for preparing the internal session of lessons learned and the project evaluation, internally and by the customer. Both lessons learned and project evaluation allow the listing of good practices that should be lauded and bad ones that should be rectified in future projects. They are an important part of the continuous improvement philosophy praised by GEA and the basis of the first and most important of its values, excellence.

To summarize, the *framework for the collaboration* between Heineken and GEA for the projects developed jointly according to this methodology and the *support of the management*, not only during the project execution but also in the sales, after-sales, and service stages, were crucial for project success and for the creation of a strong partnership between GEA and Heineken.

Along with that, the teams from both companies learned, project after project, how to improve their collaboration and how to work together in future projects. The success of this partnership was not only the good foundation from the beginning but also the joint aim of improving and learning from the obstacles found along the way that we overcame together.

Finally, along with following a project management methodology and being close to the customer, the other most important best practices shared between Heineken and GEA were:

- *Stakeholder management.* The Heineken project manager involved all departments that could be impacted on every meeting. That was key for the stakeholder's engagement. Even if their needs were considered on every meeting, when they were participating, their involvement and buy in of them was much higher.

- *Scope management.*
- *Collecting requirements* Managing assumptions and validating the acceptance criteria are very relevant. Technical meetings to review the project scope provided open discussions and valuable insights that allowed project teams to make significant improvements on engineering. On the initial projects, some items were assumed, which created some discrepancies on the next project phase. The meetings became more important project after project and reduced the risks of issues during assembly and commissioning.
- *Scope validation.* During the projects, GEA understood which engineering tasks were really important for Heineken and provided an added value for them. The engineering reviews and especially the three-dimensional reviews were critical for Heineken, and those were settled as an important milestone on the project schedule.
- *Scope lessons learned.* Different engineering design criteria were used on the initial projects. As a result, during the commissioning, they were controlled in a different way than Heineken expected. For the next projects, before defining the design criteria, all parties verified that they met Heineken expectations, even if the original design criteria were initially valid.
- *Resource management.* The expectations of resource management on site during the execution phase were different between Heineken and GEA in terms of the number of resources, accountability, and others. Due to the lack of task management between the teams, some phases exceeded while others fell behind initial expectations. Expectations were aligned and improved in the next project, creating more open communication to review such matters.
- *Communication management.* Even if regular and frequent communications were defined between the teams to cover needs, the success factor for managing project priorities was the close communication between the GEA and Heineken project managers.

Without a doubt, taking care of all these best practices is the best way to ensure a good project execution and to secure the sustainability of GEA and its customers.

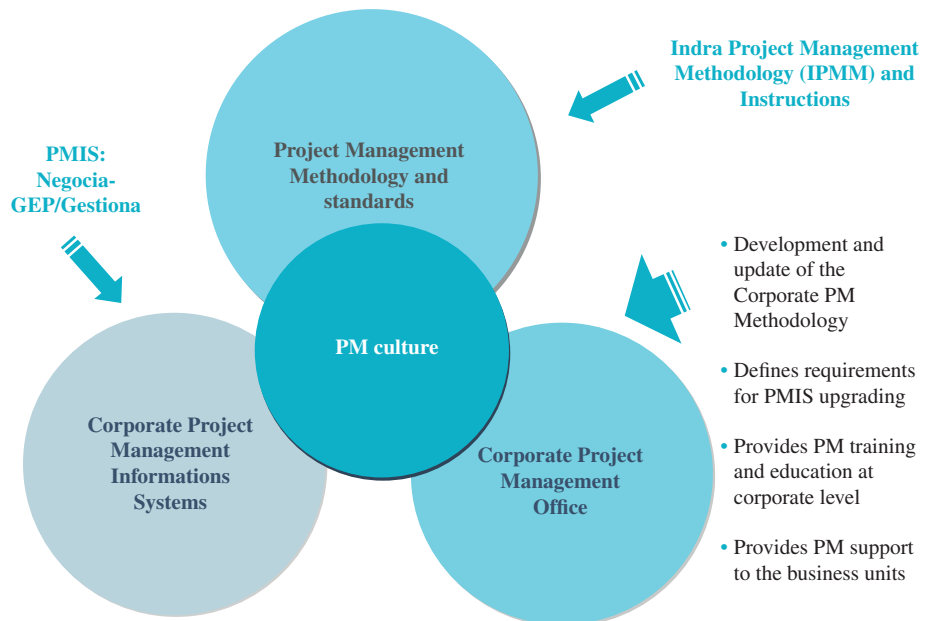
## 6.6 INDRA: BUILDING A COHESIVE CULTURE

---

At Indra, the project manager role constitutes a key factor for project success. This is because running projects is a core part of our business. As such, company policies and practices are oriented to provide full support to project managers and to give them full responsibility on the project definition and execution. In the words of our former chief executive (CEO): “Project managers must look at their projects as if they were running their own business.”

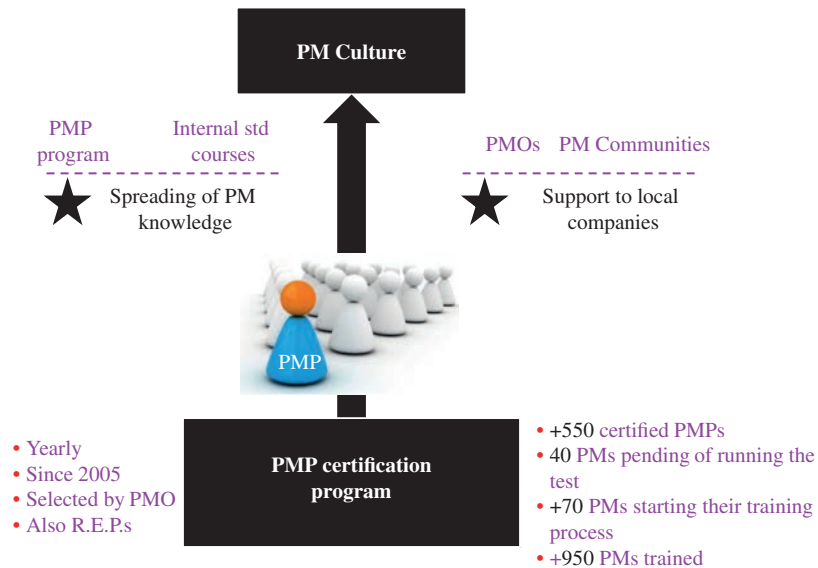
This sentence distills the basis of the project management culture at Indra. It implies that a project manager must have an integrated approach to their job, not only focusing on main objectives tied to the triple constraints, taking care of schedule and cost baselines, but also having a business perspective and pushing to deliver results that will fulfill their business unit objectives (profitability, cost efficiency, development of resources, productivity, etc.) The project management foundations are shown in Figure 6–3.

As of 2013, the corporate PMO provided support to around 3,300 project managers with clear directions, missions, strategies, methodologies, and a set of common tools and procedures to develop their jobs. We were responsible for developing and updating the Indra Project Management Methodology (IPMM), the Corporate Project Management Methodology. Based on that development, requirements for upgrading the company PMIS are defined and deployed. Ongoing support is provided both to business units and PM individuals, in terms of training and education, informal networking and participation in different initiatives related to project management that are required by the business units. Our final objective is building and consolidating a strong and recognizable project management culture within Indra, whatever the performing unit, geography, or business sector. In 2005 we started an internal certification program as PMP® credential holders\* for a small group of senior program and project managers and business unit managers. This certification program has been carried out yearly since then and has become one of the most sought-after training initiatives by project managers. Business managers carefully select the candidates that participate in the program.



**Figure 6–3.** Project management foundations.

\* PMP is a registered mark of the Project Management Institute, Inc.



**Figure 6–4.** People: Internal trainers.

In total, more than 950 professionals have been through the training process to become PMP® credential holders. We achieved the objective of counting on 500 certified PMP® credential holders by the end of 2012. As of May 2013, we had over 500 PMP® credential holders.

These figures wouldn't mean nothing without a context. For us achieving these figures mean that an important proportion of the most experienced and talented professionals at Indra are well trained in project management best practices. Taking into account that our project management methodology, IPMM, is aligned with the *PMBOK® Guide*, then we could intuit that a certified PMP® credential holder could easily spread out the knowledge and experience in project management best practices in her area of influence, be this her program, project or business unit. This is a way that works when it comes to settle a strong project management culture in all branches within the company. (See Figure 6–4.)

We started in 2008 having PMP® credential holders collaborating as internal trainers by delivering content on the course “Project Management at Indra,” created by the Corporate PMO. This course explains IPMM and project management information systems. Thanks to this initiative, we are training our people in the *PMBOK®* standard. At the same time, the experience of the trainer is used to provide a fitted project management context, using projects and services that Indra provides to its customers as training examples. In fact, this collaboration has been a success, having win-win result for all participants:

- PMP® credential holders contribute to create a better project management culture, spreading best practices within the company and also getting professional development units to maintain their certification.
- Trainees connect directly with the content, without any interpretation that an external trainer could provide, as the teacher is a PMP® credential holder who

knows well which issues must be handled when it comes to managing a project in our company.

- Human resources training departments also win, because they can invest money in other areas that could need external trainers.
- Corporate PMOs must supervise and support the consistency of the message being delivered in the training process.

In the end it is Indra as whole that benefits, because this project management course content has been put into e-learning format, has been translated into English and Portuguese, and has been included as a mandatory content in the project management training paths of every Indra company, wherever in the world this might be. (See Figure 6–5.)

In addition to this, in 2010 the human resources department made available to all employees one platform accessed from the intranet aimed to let people connect, share, and learn from each other. This platform (named “Sharing Knowledge”) has the look and feel of a social network and aims to support the informal exchange of knowledge and experiences between professionals. Its scope is corporate and local, and it helps to quickly and easily deliver content on best practices and methodologies, management, and technical issues and business information. It also has the possibility of creating groups and communities and even broadcasting digital content and courses.

For us, Sharing Knowledge has been a powerful tool to get our project managers into the loop and in touch with the Corporate PMO and also to keep building project management culture. We created PMPnet (see Figure 6–6) for certified professionals at Indra who want to be in touch, be updated with any interesting initiative or activity, or simply contribute with experiences and ideas.

PROJECT MANAGEMENT AT INDRRA

**indra**

**GESTIONA I**  
Master Plan

The Master Plan is the **main product** of the planning phase

It shows, in an **Integrated plan**:

- The **scope** of the project
- The project **schedule**
- The project **budget**

**INSTRUCTIONS:**  
Click on each active zone

**Master Plan**  
(Integrated plan for scope, schedule and budget)

160  
140  
120  
100  
80  
60  
40  
20  
0

Projects

Jan Feb Mar Apr May Jun Jul Aug Sep Oct Nov Dec

Month

WBS  
+  
Schedule  
+  
Budget

The budget shows when and how the PM invests money in resources for the project.

It must be detailed and tied to the definition of scope and level of quality committed with the customer

8 / 15

Figure 6–5. “Project Management at Indra” course on the e-learning platform.



Figure 6–6. “PMPnet” in Sharing Knowledge tool.

## 6.7 DFCU FINANCIAL

At \$3.4 billion in assets, DFCU Financial is the largest credit union in Michigan and among the top 40 largest in the nation. With a 318.7 percent increase in net income since 2000, DFCU Financial has never done better, and effective project implementation has played a key role. At the root of this success story is a lesson in how to leverage what is best about your corporate culture. The story is also proof that staying true to core values is a sure way to sustain success over the long haul.

### 1997 to 2005: Overcoming the Past

Rolling back the clock to late 1997, I had just volunteered to be the Y2K project manager—the potential scope, scale, and risk associated with this project scared most folks away. And with some justification—this was not a company known for its project successes. We made it through very well, however, and it taught me a lot about the DFCU Financial culture. We did not have a fancy methodology. We did not have business unit managers who were used to being formally and actively involved in projects. We did not even have many information technology (IT) resources who were used to being personally responsible for specific

deliverables. What we did have, however, was a shared core value to outstanding service—to doing whatever was necessary to get the job done well. It was amazing to me how effective that value was when combined with a well-chosen sampling of formal project management techniques.

Having tasted project management success, we attempted to establish a formal project management methodology—the theory being that if a little formal project management worked well, lots more would be better. In spite of its bureaucratic beauty, this methodology did not ensure a successful core system conversion in mid-2000. We were back to the drawing board concerning project management and were facing a daunting list of required projects.

With the appointment of a new president in late 2000, DFCU Financial’s executive team began to change. It did not take long for the new team to assess the cultural balance sheet. On the debit side, we faced several cultural challenges directly affecting project success:

- Lack of accountability for project execution
- Poor strategic planning and tactical prioritization
- Projects controlled almost exclusively by IT
- Project management overly bureaucratic
- Limited empowerment

On the plus side, our greatest strength was still our strong service culture. Tasked with analyzing the company’s value proposition in the marketplace, Lee Ann Mares, former senior vice president of marketing, made the following observations:

Through the stories that surfaced in focus groups with members and employees, it became very clear that this organization’s legacy was extraordinary service. Confirming that the DFCU brand was all about service was the easy part. Making that generality accessible and actionable was tough. How do you break a high-minded concept like *outstanding service* into things that people can relate to in their day-to-day jobs? We came up with three crisp, clear guiding principles: “Make Their Day,” “Make It Easy,” and “Be an Expert.” Interestingly enough, these simple rules have not only given us a common language but have helped us to keep moving the bar higher in so many ways. We then worked with line employees from across the organization to elaborate further on the Principles. The result was a list of 13 brand actions—things each of us can do to provide outstanding service. (See Table 6–2.)

While we were busy defining our brand, we were also, of course, executing projects. Since 2000, we had improved our operational efficiency through countless process improvement projects. We replaced several key sub-systems. We launched new products and services and opened new branches. We also got better and better at project execution, due in large part to several specific changes we made in how we handled projects. When we looked closer at what these changes were, it was striking how remarkably congruent they were with our guiding principles and brand actions. As simple as it may sound, we got better at project management by truly living our brand.

**TABLE 6–2. DFCU FINANCIAL BRAND ACTIONS****• Make Their Day—Make It Easy—Be an Expert**

Voice	We recognize team members as the key to the company’s success, and each team member’s role, contributions, and voice are valued.
Promise	Our brand promise and its guiding principles are the foundation of DFCU Financial’s uncompromising level of service. The promise and principles are the common goals we share and must be known and owned by all of us.
Goals	We communicate company objectives and key initiatives to all team members, and it is everyone’s responsibility to know them.
Clarity	To create a participative working environment, we each have the right to clearly defined job expectations, training and resources to support job function and a voice in the planning and implementation of our work.
Teamwork	We have the responsibility to create a teamwork environment, supporting each other to meet the needs of our members.
Protect	We have the responsibility to protect the assets and information of the company and our members.
Respect	We are team members serving members, and as professionals, we treat our members and each other with respect.
Responsibility	We take responsibility to own issues and complaints until they are resolved or we find an appropriate resource to own them.
Empowerment	We are empowered with defined expectations for addressing and resolving member issues.
Attitude	We will bring a positive, “can do” attitude to work each day—it is my job!
Quality	We will use service quality standards in every interaction with our members or other departments to ensure satisfaction, loyalty, and retention.
Image	We take pride in and support our professional image by following dress code guidelines.
Pride	We will be ambassadors for DFCU Financial by speaking positively about the company and communicate comments and concerns to the appropriate source.

**Brand Action—Responsibility**

Project control was one of the first things changed. Historically, the IT department exclusively controlled most projects. The company’s project managers even reported to the CIO. As former chief financial officer, Eric Schornhorst commented, “Most projects had weak or missing sponsorship on the business side. To better establish project responsibility, we moved the project managers out of IT, and we now assign them to work with a business unit manager for large-scale projects only. The project managers play more of an administrative and facilitating role, with the business unit manager actually providing project leadership.” We updated our leadership curriculum, which all managers must complete, to include a very basic project management course, laying the foundation for further professional development in this area.

**Guiding Principle—Make It Easy**

With project ownership more clearly established, we also simplified our project planning and tracking process. We began tracking all large corporate and divisional projects on a single spreadsheet that was reviewed by the executive team monthly. (See Table 6–3 for the report headers.) Project priority was tied directly to our strategic initiatives. Our

**TABLE 6–3. DFCU FINANCIAL CORPORATE PROJECTS LIST REPORT HEADERS**

<b>Column Label</b>	<b>Column Contents</b>
Priority	1 = Board reported and/or top priority 2 = High priority 3 = Corporate priority but can be delayed 4 = Business unit focused or completed as time permits
Project	Project Name
Description	Brief entry, especially for new initiatives
Requirements Document Status	R = Required Y = Received N/A = Not needed
Status	Phase (Discovery, Development, Implementation) and percentage completed for current phase
Business Owner	Business unit manager who owns the project
Project Manager	Person assigned to this role
Projected Delivery Time	The year/quarter targeted for delivery
Resources	Functional areas or specific staff involved
Project Notes	Brief narrative on major upcoming milestones or issues

limited resources were then applied to the most impactful and most critical projects. Eric Schornhorst commented, “Simplifying project management forms and processes has enabled us to focus more on identifying potential roadblocks and issues. We are much better at managing project risk.”

### **Brand Action—Goals**

Chief information officer Vince Pittiglio recalled the legacy issue of IT overcommitment.

Without effective strategic and tactical planning, we used to manage more of a project wish list than a true portfolio of key projects. We in IT would put our list of key infrastructure projects together each year. As the year progressed, individual managers would add new projects to our list. Often, many of these projects had little to do with what we were really trying to achieve strategically. We had more projects than we could do effectively, and to be honest, we often prioritized projects based on IT’s convenience, rather than on what was best for the organization and our members.

Focusing on key initiatives made it possible to say no to low-priority projects that were non-value-added or simply not in our members’ best interest. And the new measuring stick for project success was not merely whether the IT portion of the project was completed but rather that the project met its larger objectives and contributed to the company’s success as a whole.

### **Brand Action—Teamwork**

Historically, DFCU Financial was a strong functional organization. Cross-departmental collaboration was rare and occurred only under very specific conditions. This cultural dynamic did not provide an optimal environment for projects. The monthly project

review meeting brought together the entire executive team to discuss all current and upcoming projects. The team decided which projects were in the best interest of the organization as a whole. This critical collaboration contributed to building much more effective, cross-functional project teams. We began to develop a good sense of when a specific team or department needed to get involved in a project. We also gained a much better understanding of the concept that we will succeed or fail together and began working together better than ever.

### **Brand Action—Empowerment**

As now-retired chief operating officer Jerry Brandman pointed out:

Our employees have always been positive and pleasant. But our employees were never encouraged to speak their minds, especially to management. This often had a direct negative impact on projects—people foresaw issues, but felt it was not their place to sound the alarm. A lot of the fear related to not wanting to get others “in trouble.” We have been trying to make it comfortable for people to raise issues. If the emperor is naked, we want to hear about it! To make people visualize the obligation they have to speak up, I ask them to imagine they are riding on a train and that they believe they know something that could put the trip in jeopardy. They have an obligation to pull the cord and stop the train. This has not been easy for people, but we are making headway every day.

### **Brand Action—Quality**

At DFCU Financial project implementation in the past followed more of the big bang approach—implement everything all at once to everyone. When the planets aligned, success was possible. More often than not, however, things were not so smooth. Commented Jerry Brandman, “You have to have a process for rolling things out to your public. You also need to test the waters with a small-scale pilot whenever possible. This allows you to tweak and adjust your project in light of real feedback.” Most employees have accounts at DFCU Financial, so we found we had a convenient pilot audience for major projects such as ATM to debit card conversions and the introduction of eStatements to ensure everything functioned correctly prior to launching to the entire membership.

Bottom line, the most significant best practice at DFCU Financial has been to be true to our core cultural value of providing extraordinary service. As we were working on defining this value and finding ways to make it actionable, we were also making changes to the way we approach project management that were very well aligned with our values. Our commitment to living our brand helped us:

- Move project responsibility from IT to the business units
- Simplify project management forms and processes
- Use project review meetings to set priorities and allocate resources more effectively
- Break down organizational barriers and encourage input on projects from individuals across the organization
- Improve project success through pilots and feedback

As president and CEO, Mark Shobe summarized back in 2005:

Good things happen when you have integrity, when you do what you say you are going to do. The improvements we have made in handling projects have rather naturally come out of our collective commitment to really live up to our brand promise. Have we made a lot of progress in how we manage projects? Yes. Is everything where we want it to be? Not yet. Are we moving in the right direction? You bet. And we have a real good roadmap to get there.

### 2005 to 2009: Poised for Growth

So, how good was that roadmap? The preceding material was written in early 2005. By objective measures, fiscal years 2005 through 2008 were good ones for DFCU Financial. (See Table 6–4.) With over \$2 billion in assets in late 2008, the credit union was ranking in the top 10 among its peers in the most important key measures.

So, from a purely financial perspective, DFCU was doing very well, especially given the global economic climate as 2009 began and the fact that DFCU was largely serving members associated with the auto industry sector that is so much a part of the notoriously troubled Michigan economy.

The solid financials were the result of the current administration's efforts over an eight-year period to streamline and improve operations, clarify DFCU's brand and value proposition, and initiate effective project selection and execution processes.

While these efforts were under way, the executive team and board of directors were evaluating a troubling metric—one that could undermine the company's ability to sustain its recent successes: DFCU's membership has been nearly flat for many years—a trend affecting nearly all U.S. credit unions. They therefore were focused on the critical, strategic issue of growth. And again DFCU's brand and guiding principles were helping shape the results.

### Brand Actions—Voice and Quality; Guiding Principle—Make Their Day

While DFCU's executive team and board of directors explored several growth options, work on selection of a new core processing system began in mid-2005. The core system

TABLE 6–4. DFCU FINANCIAL RESULTS FOR QUARTER ENDING SEPTEMBER 30, 2008

Metric	DFCU	Result		Ranking	
		National Peer <sup>1</sup> Average	Regional Peer <sup>2</sup> Average	National Peers	Regional Peers
Return on Assets	1.94%	0.42%	0.77%	1	1
Return on Equity	13.98%	4.23%	7.19%	2	2
Efficiency Ratio	49.57%	65.41%	69.31%	5	3
Capital/Assets	13.91%	9.82%	10.69%	2	9
Total Assets	\$2.0B	\$3.4B	\$1.0B	39	5

<sup>1</sup>50 largest credit unions as measured by total assets

<sup>2</sup>Credit unions with at least \$500 million in total assets in the states of Michigan, Pennsylvania, Ohio, Indiana, Illinois, Wisconsin, and Minnesota

conversion project was viewed as a strategic imperative for growth, regardless of DFCU's operating structure. The prior system conversion in 2000 suffered from poor execution that left behind lingering data and process issues that needed to be addressed. At the start of the conversion project, which began formally in January 2006, the conversion was targeted for October of that same year. From the outset, however, we ran into difficulties with the system vendor. The vendor was going through one of its largest client expansions ever and was having a hard time satisfying all of the demands of the conversion projects in its pipeline. The impact to us was noticeable—high turnover in key vendor project team members, poor-quality deliverables, and lack of responsiveness to conversion issues. Due to the poor quality of the data cuts, the project conversion date was at serious risk by June.

Due to its scope, the system conversion project was the only corporate project commissioned in 2006, and all attention was on it. It was not an easy task, therefore, to deliver the message that the project was in trouble. "Mark was well aware that we were having difficulties when we sat down to discuss whether we would have a smooth October conversion," commented chief information officer Vince Pittiglio. "I have had to deliver bad news before to other bosses, but the talk I had with Mark was a lot different than those I had before." Our stated objective of this conversion was basically to do no harm. We all agreed that we could not put our members or our employees through the same type of conversion we experienced in July 2000. It had to be as close to a nonevent as possible. According to Pittiglio, "I laid out the key issues we were facing and the fact that none of us on the project believed they could be resolved by the October date. If we kept to the original date, we believed we would negatively impact member experience." But our CEO, Mark Shobe, was very clear—he insisted that this project be a quality experience for both members and employees, as we all had agreed at the outset, and he was willing to go to the board to bump the date and to put other key initiatives on hold to ensure the conversion's success. The project team agreed on a revised conversion date in early June 2007. According to conversion project manager and senior vice president Martha Peters:

Though the team continued to face difficulties with the vendor, we worked hard and got it done without any major issues. It made a real difference to know that the chiefs and the board took our feedback seriously. In the end, it really was a nonevent for most of our members and employees, exactly as we all wanted it to be. It was a tough decision to postpone the conversion, one that many companies are not willing to make. But it was the right decision to make—we really try to live our brand.

### **Brand Action—Clarity and Teamwork**

By the time the system conversion was completed in June 2007, we had really only engaged one project in the previous two years, albeit a large-scale project of strategic importance—which was consciously delayed by eight months. This project drained our resources, so little else was accomplished in those two years. "Coming out of the system conversion was this huge, pent-up project demand. And everyone thought that the issues facing their division were, of course, the most pressing," commented former chief financial officer Eric Schornhorst. "We found out very quickly that our handy project

tracking list and monthly corporate project meeting were insufficient tools for prioritizing how to deploy our scarce project resources.” A small team was quickly assembled to put together a process for initiating and approving projects more effectively and consistently. A key objective for this team was to minimize bureaucracy while trying to establish some useful structure, including a preliminary review of all new requests by the IT division. The output was a simple flow diagram that made the steps in the request and approval process clear to everyone (see Figure 6–7) and a form that integrated the instructions for each section. As the senior vice president of human resources related at the time:

My group was one of the first to use the new process. It was surprisingly well put together and easy to use. We made the pitch to replace our learning management system with a more robust, outsourced solution. It was one of the projects that made it on the 2008 list. To be honest, we were really at the point in our company’s history where we needed a bit more discipline in this process. In years past, we independently advocated for our projects at budget time with our division heads. If we received budgetary approval, we viewed our project as “on the list.” When it came time to actually execute, however, we often had trouble lining up the resources from all the different areas that needed to be involved, especially those in IT.

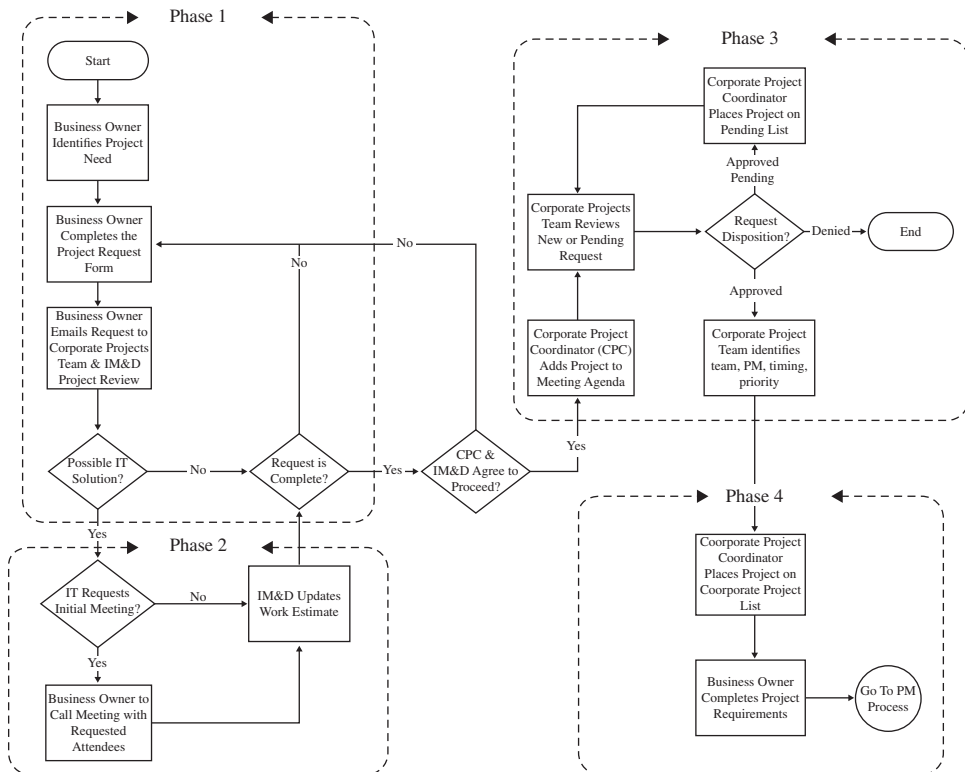


Figure 6–7. DFCU Financial’s project initiation process.



The new process contributed not only to clarity regarding corporate projects but to teamwork as well. As Schornhorst had reflected in late 2008:

We reviewed the projects requested for 2009 using the new process. While we haven't completely addressed the backlog of projects created by the system conversion, we also have another project likely to take over the majority of resources in 2009. This is not good news for areas that have not yet seen their projects addressed. What's interesting though is how little contention there was as we reviewed the docket for 2009—and we had to put many important things on the back burner. I think that when you have everyone review the facts together in lock step, it's easier to get to a set of priorities that make sense for the organization and are mutually supported regardless of personal interest. It helps to bring the best out in all of us.

### **So Where Was the Road Headed?**

In early 2009, DFCU Financial was poised for membership growth. After a review of charter options, the board and executive team decided to remain a credit union but to pursue other avenues for growth. To that end, as 2009 began, the board put forth for vote a proposal to DFCU's membership for a merger with CapCom Credit Union, which had nine branch locations in the lower central and western areas of Michigan. According to former chief operating officer Jerry Brandman:

We considered many different options to address our strategic vision for growth and expansion in membership—from mergers to various internal growth strategies. While we in the credit union industry currently face the same challenges as other financial institutions, we also are an industry known for service. And here at DFCU Financial we not only talk about service—we deliver. Our employees are happy and enthusiastic. They treat our members very well. We have been rated in the top 101 companies to work for in southeastern Michigan for five years in a row, based on feedback from our employees. And we have a member shops program that shows us how our service stacks up to industry benchmarks. We have consistently performed at the highest level of service relative to our peers. Merging with CapCom and shifting to a community charter will provide us the growth we need to ensure a bright future for our members and our employees. It will allow us to spread the DFCU brand to other geographic areas. We believe this proposal will be appealing to our members and will be successful. We believe that people want to be a part of our organization.

And for good reason. Also in early 2009, DFCU Financial paid out a \$17 million patronage dividend to its members for the third consecutive year, for a total of more than \$50 million being paid out since inception, during one of the worst economic times to hit the Motor City in decades. According to Keri Boyd, senior vice president of marketing at the time, "Since we are committed to remaining a credit union, we have looked at ways we could improve our value proposition to existing members and attract new members. The patronage dividend is the cornerstone of our approach to growing the business as a credit union." As Mark Shobe summed it up:

The board and I did not want to begin the payout until we were confident that we could sustain it over the years. It took hard work, some tough decisions, excellent project

execution and diligence in our day-to-day operations to be in the position to share our success with our membership. The simple truth is that the driving force behind our success is our collective commitment to our brand.

So, with a 2009 schedule of agreed-on projects, a potential merger in the offing, and some very, very satisfied members, how is the DFCU roadmap working? “Quite well, thank you!” replied Mark.

### **2009 to 2013: Paying Dividends in More Ways Than One**

During this most recent period in DFCU Financial’s history, we have made good progress on our strategic goal of growth. We completed the CapCom merger in late 2009, the same year we began due diligence for another merger with MidWest Financial Credit Union, based in Ann Arbor, Michigan. The MidWest merger was completed in early 2011. In January 2012, we opened a new branch we built in Novi, Michigan, and at the time of this writing we are building a new branches in other locations. Table 6–5 summarizes the key growth metrics for the last four years.

Just as we set out to do, we have indeed grown the business through merger and new branch projects. But growth is not the only measure of success. If managed poorly, growth can have a deleterious effect on core financials, service and employee morale. So, how have we done?

During this same period of time, we have maintained a strong position financially when compared with our peers. Our financial strength has allowed us to continue to pay out an annual patronage dividend to our membership. In January 2013, we paid out our seventh dividend, totaling \$21.8 million, accounting for an accumulated total of \$133.4 million since 2006. Member satisfaction has never been higher as measured through our member shops program, and in 2012 we were again in the top ranks on this element when benchmarked against our peers.

Not least importantly, we have continued to receive awards that recognize DFCU Financial as a premier employer—awards that are based solely on employee feedback—such as the 101 Best and Brightest Companies to Work For and the *Detroit Free Press* “Top Workplace” awards.

We have also been recognized for our growth and geographic expansion over the last few years by being named a Michigan Economic “Bright Spot” by *Corp! Magazine*. These successes are summarized in Table 6–6.

### **Brand Is Still How We Do It**

When we grow by building new branches, the DFCU Financial brand extends rather naturally. In new branch projects, all elements of brand are well controlled—from the look and feel of the facility, to the training and on boarding of new employees, even to the project methodology we use. Growth by merger is not as organic. Ensuring that brand is protected through these projects is no small feat. According to president and CEO Mark Shobe, “In seeking potential merger partners, we look for organizations that are not only a good fit strategically, but which also ostensibly share our core values. But no matter how well suited the match appears to be, the biggest challenge in any merger project is culture.”

**TABLE 6-5. DFCU FINANCIAL GROWTH METRICS**

	2000	2008	2009	2010	2011	2012
Number of Members	170,812	167,910	201,329	218,374	213,869	214,454
Number of Branches	6	12	12	21	22	23
Number of Employees	409	336	434	426	408	413
Assets in Billions	\$1.2	\$1.9	\$2.4	\$2.7	\$3.0	\$3.2

**TABLE 6-6. DFCU FINANCIAL SUCCESS METRICS**

	2000	2008	2009	2010	2011	2012
<b>Key Financial Metrics<sup>1</sup></b>						
Return on Assets	1.01%	1.69%	1.25%	1.23%	1.38%	1.55%
Return on Equity	13.08%	12.06%	9.52%	9.53%	11.11%	12.36%
Efficiency Ratio	77.50%	50.84%	52.90%	54.73%	57.56%	52.26%
Capital/Assets	7.66%	14.00%	13.12%	12.94%	12.70%	12.49%
<b>Special Patronage Dividend</b>						
Total Payout in Millions	-	\$17.5	\$19.3	\$18.9	\$21.1	\$21.8
<b>Member Satisfaction</b>						
Member Shops 0 – 5 scale	-	4.80	4.86	4.89	4.96	4.97 <sup>2</sup>
<b>Employee Satisfaction</b>						
Best & Brightest—Metro Detroit <sup>3</sup>	-	✓	✓	✓	✓	✓
Best & Brightest—West MI	-	-	-	-	-	✓
Best & Brightest—National	-	-	-	-	-	✓

<sup>1</sup> Compared to our top 50 national peers, DFCU ranked 8th in ROA, 15th in ROE, 5th in efficiency, and 5th in C/A as of 12/31/12.

<sup>2</sup> Versus a peer compare score of 4.82 for 2012. Note: Shops began in 2002 with a baseline of 4.05.

<sup>3</sup> DFCU has received the 101 Best & Brightest Companies to Work For—Metro Detroit for eight consecutive years.

## Brand Action—Goals and Clarity

CapCom was the first merger DFCU Financial completed during this period. It provided us access to two new geographical markets, but most important, it presented us with an opportunity for charter change. Originally a federally chartered credit union, DFCU Financial is now a state-chartered community credit union that has growth access to all counties in Michigan's lower peninsula. To change the charter required a vote of the membership. The membership charter vote was one of the most important tasks within the scope of the CapCom merger project. According senior vice president for strategic marketing and operations Martha Peters, who was the CapCom merger project manager:

For us to achieve what we set out to with this merger, we not only needed to successfully integrate systems and functional areas, we also needed to make a compelling argument to our existing membership base to change our business structure. In making both things happen, we leveraged our brand. We needed to assure our existing members that we would be the same DFCU they had relied on—only better, while at the same time

we had to demonstrate to our new CapCom colleagues how they and the members they historically served would benefit by adopting the DFCU Financial culture. To facilitate our success on this project, we were very careful about how we structured the project and communicated our goals. We established a steering committee, comprised of DFCU and CapCom executives, which was responsible for making all major project decisions and assessing and communicating the member and staff impact of these decisions. This structure helped us to keep a pulse on employee and member feedback and to address project risk very effectively.

All key objectives of this project were met—the charter change, the functional integration, the legal merger, and the system integration—and, more important, the DFCU Financial brand came out a winner.

### **Brand Actions—Respect and Responsibility; Guiding Principle—Make It Easy**

As the CapCom merger was successfully wrapping up, I was assigned as project manager for the MidWest Financial merger. While charter change figured heavily in the CapCom merger, it was also a project where we learned a lot about how to do mergers. Since we conducted a formal lessons learned exercise coming out of the CapCom merger, I was able to reuse the elements that worked and focus on the areas that needed strengthening.

Being a small company, we do not have dedicated project management resources. Front-line and back-office business unit managers and their teams are expected to participate as project team members and often serve as project managers. In our merger projects, all managers are responsible for all functional integration tasks that relate to their business unit. They are essentially the project manager for their functional area. Managers whose operations are tightly coupled with the core computer system have even greater responsibility to ensure that data from the relinquishing system is safely and correctly converted into the surviving system. It is a daunting set of responsibilities.

One of the lessons learned from the CapCom merger is that these responsibilities were not clear to everyone, so we had varying degrees of compliance with project methodology. By the same token, we all learned together on that first merger what the big pieces were and how they fit together. To build on what we learned from CapCom, I worked with the executive team to develop a project charter that explained project scope, goals, structure, and participant responsibilities and featured the review of this document at the kickoff meeting. Then, to make this large-scale project more manageable for the business unit managers, I pulled together the small set of tools that everyone was required to use—our usual project database in Lotus Notes, a simple task list template in Excel, and a simple status reporting template—and clearly articulated the rules of engagement: (1) the tools had to be proactively used; (2) tasks lists and status reports posted by deadline to the database; and (3) the project manager for each area had to review their written, posted status report at each project meeting with the entire project team. I made myself readily available to anyone who needed help using the tools and was happy to see the extent to which we increased our project management competency through this project.

The methodology requirements and tool set we insisted on project leads and participants using for the MidWest project paid big dividends for us, and not just for that merger project.

### **Brand Actions—Empowerment, Responsibility, and Quality**

With two mergers happening back to back and the first occurring not too long after our major core system conversion in 2007, our project backlog was growing by the day. A real moment of reckoning occurred in October 2010 when the MidWest merger was still in full swing. One of the issues that had arisen during the CapCom merger related to cash dispenser machines (CDMs). All original DFCU branches had CDMs serving each teller window. CapCom's branches did not. Rather than purchasing CDMs for CapCom, we rewrote dozens of cash operations procedures to accommodate branches with and without CDMs. While this solved the immediate issue, branch senior management did not like the complexity this inserted in operations. Also having other, more technical concerns about CDMs, the management team decided to evaluate deimplementing CDMs. They quietly worked on a pilot in one of the busier branches. They liked the result, and decided to move immediately to deimplementation system-wide. In short order, we had another project happening somewhat under the radar in the midst of a merger. It was time to pull the brake on the train. According to Steven Schulman, senior vice president of branch development:

There I was, recently promoted to SVP and my first big task was to get rid of our CDMs. No big deal, right? All of a sudden, I'm facing lots of questions from other managers — Have you thought about the impact to procedures? Are the units fully amortized? Is Facilities going to patch the teller cabinetry—do they have budget for that? Do we need to remove the CDM cash boxes from the system? And so on. I felt I was doing the right thing, but it became clear to me that to do it right way, I needed to follow our normal project management protocols. Lessons learned!

The CDM deimplementation project was a watershed moment for us on a number of levels. It was absolutely the right thing to do and was probably not wise to put off for much longer. At that same time, all of us business unit managers had numerous projects of both large and small scale on our to-do lists, and some of them, just like this one, really needed to proceed—in spite of the merger. So, for the benefit of all parties concerned, we really needed to push out our project methodology and tool set to a much broader audience. So, we got Steven the tools he needed to get his project done and then spent 2011 not only finishing the MidWest merger but also putting into place some improvements in how we manage projects and communicate about them. Though we still use dedicated databases for large-scale projects like mergers, we rolled out the Corporate Projects database in Lotus Notes that contains project templates and provides a place to post documents for all active projects. (See Figure 6–8.)

In late 2011, we also introduced a formal Business Change Process designed to ensure that we avoid another surprise project like CDM deimplementation. The process is light on bureaucracy and requires business unit managers to start the conversation by putting in a quick ticket to a support database that describes the problem they need to



Figure 6–8. DFCU Financial’s corporate projects database.

solve or the project they believe needs to be engaged. We have a small business change committee, comprised of representatives from each division, that reviews the tickets each week to better understand the scope of each initiative and to determine which areas need to be involved. In some cases, business change tickets move on to corporate project stature, subject to our formal project management protocols. In most cases, however, the business change initiatives proceed as small-scale projects that are worked on as time permits, in deference to the approved corporate projects and the required recurring projects, such as core system updates and tax reporting.

Along with this process change, we created a new project list that summarizes all projects in play at any given point in time and allows management to understand not only project priorities but where the resources across the company are currently committed. (See Figure 6–9.) The list is released monthly to all management, who are encouraged to take the time to review what is on the list and to share what they feel is appropriate with their teams. The intent of new project list is to ensure better transparency on how resources are being deployed on projects and to build awareness on initiatives that will eventually impact staff and/or members.

### And the Brand Lives On

We have had significant financial success over the last several years, and the executive team is very focused on sustaining that success over the long haul. The DFCU Financial brand guides us in what we need to do and, in many cases, how and when we need to do it. Our brand has had a lot to do with shaping how we approach projects because it reflects how we think about ourselves and what we want to achieve. We will continue to make progress as we can on our strategy of managed growth. Our recently completed branch expansion study will inform our decisions for building new branches, and though the environment is changing, we continue to look for merger opportunities. At the same time, we are looking carefully for ways to improve, to take our products, services and processes to the next level. So, as we start 2013, we have plenty of projects and initiatives in the works that found their starting point in brand.

2013 Resource Planning

#	Corporate Projects	Strategic Value	Impact	Size	Lead	J	F	M	A	M	J	J	A	S	O	N	D	Comments
1	IVR Replacement	Req'd	Member	Med	Peters													Launched 2/13; monitoring member feedback.
2	Mobile-Banking & Security Alerts	High	Member	Med	Peters													Complete!
3	ATM Terminal Driving	High	Member	Large	Peters													Conversions finish in March.
4	MFA	Req'd	Member	Large	Dinn													Still testing error message.
5	ECM Phase 1 – BDS-OnBase Conversion	High	Staff	Large	Hershey													Training Mar 11-29; launch on April 1 <sup>st</sup> .
6	Plymouth Rd Branch Construction	High	Member	Large	Winnik													All tasks on track.
7	Plymouth Rd Branch Opening	High	Member	Large	Kidwell													In full swing; early May opening.
8	IB RFP	High	Staff	Small	Kidwell													Vendor responses due 4/12.
9	Hardware Security Module	High	Staff	Small	Peters													Awaiting equipment delivery.
10	Public Website Infrastructure Upgrade	Req'd	Member	Large	Sweet													Add to April meeting.
<b>Required Recurring Projects</b>																		
1	Patronage Dividend	High	Member	Med	Kalinski													Jan 2013 payout complete!
2	2012 Year End & Tax Reporting	Req'd	Member	Large	Kidwell													On track.
3	2013 SDB Billing/Drilling	Req'd	Member	Med	Chiles													Collections mode.
4	2013 Escheats	Req'd	Member	Med	Mahony													Project starting.
5	2013 Fee Analysis	Med	Member	Med	Soullier													CETO replaces this for 2013.
6	2013 Privacy Mailing	Req'd	Member	Small	Mallery													Awaiting US Senate vote.
7	Velocity	Req'd	Staff	Med	Cochran	x	x											Release buggy; awaiting 3.0; timing tbd.
8	C Cure	Req'd	Staff	Small	Winnik													GF & SF done; OB up next.
9	I-Vu	Req'd	Staff	Small	Winnik													Upgrade HVAC controls for FL.
10	CETO	High	Member	Med	Kalinski													Testing, fee schedule & disclosure updates in process.
<b>Business Process Change Requests</b>																		
#	Project	Lead	Team	To – From	Status													
17	Business Account Process Changes	Golles	Kidwell, Mallery, Belanger, Conway, Cameron S	2013	Suspend													
25	Address/Multiple Statement Clean Up	Chiles	Soullier, Northup, Peters, Earhart, DCS	Mar 12 – Mar 13	Open													
42	Branch BCP Procedures & Forms	Golles	Branch, DCS, Fitzpatrick	Mar 12 – Mar 13	Open													
55	Branch Appointments Database (follow up from Account Switch project)	Golles	Hershey, Belanger, Mtg, MSC, Branch, ConsLend	2013	Suspend													
62	eReceipt & Voucher Study (for later phase ECM project)	Kidwell	DCS, Marketing, IM&D	Aug 12 – Mar 13	Open													
70	FHLBJ Mortgage Loan Pledge Extract	Solarz	Core Resource Group, IM&D	Dec 12 – Mar 13	Open													
71	Replace Email Vendor with Exact Target	J Nelson	O'Gorman, Soullier, Buchanan, Moss, Moorhead	2 <sup>nd</sup> Q 2013	Open													
72	Member Retention Model	Soullier	Will work alone this first phase	Tbd	Open													
75	Modify POD Fix to Remove Deceased Accounts	Kidwell	Northup, Blazo, Davis	March 1 <sup>st</sup> Install	Open													
76	Custom Notice for POS Declines	Buchanan	O'Gorman, DCS, Ops, Programming, DataMail	Jan – tbd 2013	Open													
77	Modifications to the Suggestions Database	Morgan	Belanger	Feb – tbd 2013	Open													
78	Gift Card PIN Rollout	Jackson	Moorhead, Kulik, Kidwell, T&D	Tbd	Open													
<b>IM&amp;D Infrastructure Projects</b>																		
Project	Lead	Team	To – From	Status	% Done													
MS SQL servers need DR plan*	Tim	ENG	Apr 12 – Jul 13	Active	25%													
Upgrade lotus notes to current ver 8.53*	Doug	CSS	Jan 12 – Apr 13	Active	99%													
Upgrade vmware to current ver 5.0**	Doug	CSS	Jan 12 – June 13	Active	50%													
Network Upgrade (Fairlane datacenter)	Cyndi	Voice & Data	Jan – June 13	Active	46%													

Figure 6–9. DFCU Financial’s resource planning document.

Brand Action—Protect

Like other financial services organizations, DFCU Financial has been facing lower net interest revenue due to the repricing of our loan and investment portfolios caused by the protracted low-rate environment and increasing pressure on fee income from what is described as “consumer protection.” This has translated into a loss about \$6 million annually for DFCU over the last several years. Chief financial officer Marv Elenbaas has been keeping the management team focused on a couple of key metrics that are extremely important to watch during times of tight margin compression: core net operating revenue growth and core noninterest expense growth. He also demonstrates the impact the environment is having on us by including in the monthly financials the average earning asset yield for the past five quarters, which went from 3.34 percent at the end of the fourth quarter 2011 to 2.66 percent at the end of the fourth quarter 2012. By building awareness about the impact the environment was having on our core financials, Marv was able to make the case and gain support for a project to perform a thorough review and analysis of our fee structures. But feeling members is a topic about which different areas in the credit union have very passionate, and often diametrically opposed, views. And these views are solidly rationalized against our brand. To ensure a productive, collaborative analysis and decision-making process, Marv looked to an objective

third party to facilitate the review. The key project deliverable was a set of fee change recommendations. According to Marv:

The fee changes agreed on through this project are well supported and well understood by all parties and, most importantly, reflect a balance of our brand principles. The plan addresses the critical need for increasing our revenue stream over the next few years. At the same time, it ensures that DFCU continues to offer a solid value proposition to members. Not only have members benefited from the downward repricing of loan rates, we are still positioned as less aggressive on fees when benchmarked with our peers, allowing us to maintain our “make their day” claim in the marketplace. It is not often that stakeholders from finance, customer service, and marketing agree on a topic like fees, but we came pretty close.

### **Guiding Principles—Make Their Day and Make It Easy**

One of the major infrastructure projects engaged as we wrapped up the recent mergers was the implementation of a new, robust enterprise content management system. While the initial phases of this multiyear initiative are unremarkable, though foundational—replacing the existing document archive and converting content—the later phases are expected to delight employees and members by capturing signatures electronically on account paperwork, eliminating the handling and movement of paper, providing expanded self-service eDocuments to members, and moving from paper vouchers and receipts on the teller line to eReceipts—things our employees and members have been requesting for a while as more and more businesses go green.

### **Brand Action—Voice**

To ensure that we sustain our position as a preferred employer and to strengthen employee retention, which is sure to be challenged as the Michigan economy improves, human resources launched a new and improved employee suggestion process at our annual employee meeting in January 2013. This solid commitment to listening to employee feedback will no doubt be the starting point for projects and initiatives designed to attract and retain the talent DFCU will need to take our business to the next level.

### **Brand Action—Promise**

WE are focusing on assessing and improving internal customer service. According to Keri Boyd, executive vice president for corporate development:

Our front-line staff who provide direct member service have been shopped for years—and their scores are impressive. But we have been asking ourselves: Can we be even better? This questioning has led us to look more broadly at the service delivery process. When front-line team members need help, they seek it from our back office areas—whether IT, operations, underwriting, collections. We want to ensure that those interactions are as supportive, positive and effective as possible. We are all part of the service



value chain. Looking closely at internal service, we will be able to identify areas for improvement.

### **Guiding Principle—Be an Expert**

A critical component of outstanding member service is competence, hence the call to “be an expert.” When we were going through our core system conversion, everything was new for every area, so documenting detailed procedures was an imperative component of that project. Policy and procedure loomed large in the merger projects as well since we needed to ensure new team members were clear on the DFCU way. According to delivery channel support supervisor Kelly Kidwell:

We now have a very seasoned team, yet we are seeing some evidence of a literal reliance on our written knowledge base which sometimes gets in the way of effective problem solving and decision making when providing member service. This is a big concern for me as my area writes and maintains all operational policies and procedures and provides phone support to front-line team members on operational matters.

To begin to address this trend, Kelly initiated a “solve the right problem” campaign with her team and is coaching them to improve their listening and facilitation skills when providing support to the front line and is encouraging internal discussion about what is working and what is not. This initiative has already helped identify the need to overhaul our service delivery processes for deceased and fiduciary accounts.

### **Guiding Principle—Make It Easy**

While we were focused on system conversion and mergers, we did not have the bandwidth to address our delivery channels. As Martha Peters, senior vice president for strategic marketing and operations, notes:

We had to keep some things constant. Mergers and conversions present huge changes by themselves. We could not risk *also* making channel changes, which are always disruptive to our members. So, needless to say, the last couple of years have been all about the channels. In 2012, I led projects to switch out our ATM terminal driving platform, and launch our mobile banking application. We are currently going through the RFP [request for proposal] process to replace our internet banking channel. That change was targeted and completed in 2014. A key strategic requirement for all of these initiatives is to simplify our solutions and make it easier for us to change and improve. To do so, we need to move from our currently highly customized platforms to solutions that will allow us to adapt more rapidly to changes in technology and in the marketplace.

As DFCU Financial embarks on the next leg of its journey, the roadmap is more about honing expertise, improving the quality of service delivery, and being successful and nimble in an increasingly wired world. And, as usual, the “how” of our journey will be guided by our interest in sustaining and building on our success and leveraging our brand to do so.

## 6.8 HEWLETT-PACKARD

---

In many cases, instituting project management and enabling is part of the cultural change required by an organization. When major improvements are needed, the culture is improved by instituting project management, and project management cannot depend on the culture being there.

Implementing enterprise-wide releases/projects requires the culture to move the organization from a functional to matrix management, move the delivery from project-centric to component-centric, and move the planning from tactical (emotional) to strategic (analytical) planning. This level of cultural change needs to be identified, designed, and implemented.

We recently worked with a PMO for an organization that was primarily managing individual projects, had the typical dashboard in place to communicate status, and was basically an administrative function for the organization. We offered them the opportunity to be a “premier PMO” and said that we could help them implement a number of best practices to allow them to:

1. Direct the IT service roadmap in terms of releases to the client
  - a. In relation to the timing of business needs
  - b. In relation to the compatibility/integration of the services/architectures
2. Manage/Integrate IT service releases
  - a. For each service/delivery team
  - b. Utilizing the service management life cycle
  - c. Manage integration and dependencies for each release
3. Own the design and implementation of nonstandard service requests
  - a. Projects, onboarding, applications, employee moves
  - b. Establish a quarterly forecast and open purchase order to bill requests
4. Communicate to the IT service owner and/or client on service status
5. Establish and measure IT service life cycles/policies
  - a. Establish the overall service management life cycle and continually improve
  - b. Institute consistency for how services are delivered (i.e., change policy)
  - c. Onboard leveraged service providers to proper client and pharmaceutical standards

Since the PMO did not formally “recognize” ITIL (Information Technology Infrastructure Library) as a best practice, they declined the opportunity to advance or mature their project management services and kept to their administrative practices. They had the opportunity to be a significant driving force for their company and provide value in the management of the overall IT direction but did not want to change; they desired status quo.

The next client we worked with had a PMO established with the same basic parameters of providing project support. As we presented this opportunity, they jumped for joy

over the fact that someone was willing to help them be more valuable to the business and to get the out of “administration mode.” So the moral to the story is, the opportunities are available (through the leveraging of best practices), and the people who will take advantage of the best practices are the ones who desire to provide service excellence.

## **6.9 BARRIERS TO IMPLEMENTING PROJECT MANAGEMENT IN EMERGING MARKETS**

---

Growth in computer technology and virtual teams has made the world smaller. First-world nations are flocking to emerging market nations to get access to the abundance of highly qualified human capital that is relatively inexpensive and wants to participate in virtual project management teams. There is no question that there exists an ample supply of talent in these emerging market nations. These talented folks have a reasonable understanding of project management, and some consider it an honor to work on virtual project teams.

But working on virtual project management teams may come with headaches. While the relative acceptance of project management appears at the working levels where the team members operate, farther up in the hierarchy there might be resistance to the implementation and acceptance of project management. Because of the growth of project management worldwide, many executives openly pay lip service to its acceptance yet, behind the scenes, create significant barriers to prevent it from working properly. This creates significant hardships for those portions of the virtual teams in first-world nations that must rely on other team members for support. The ultimate result might be frustrations stemming from poor information flow, extremely long decision-making processes, poor cost control, and an abundance of external dependencies that elongate schedules beyond the buyer’s contractual dates. Simply stated, there are strong cultural issues that need to be considered. In this section, we typically use the United States as an example of the first-world nations.

Barriers to effective project management implementation exist worldwide, not merely in emerging market nations. But in those nations, the barriers are more apparent. For simplicity’s sake, the barriers can be classified into four categories:

1. Cultural barriers
2. Status and political barriers
3. Project management barriers
4. Other barriers

### **Culture**

A culture is a set of beliefs that people follow. Every company could have its own culture. Some companies may even have multiple cultures. Some cultures are strong while others are weak. In some emerging market nations, there exist national cultures that can be so strong that they dictate corporate cultures. Numerous factors can influence the culture of an organization.

Only those factors that can have an impact on the implementation and acceptance of project management are discussed here. They include:

- Bureaucratic centralization of authority in the hands of a few
- Lack of meaningful or real executive sponsorship
- Importance of the organizational hierarchy
- Improper legal laws
- The potential for corruption

### **Centralization of Authority**

Many countries maintain a culture in which very few people have the authority to make decisions. Decision making rests in the hands of a few, and it serves as a source of vast power. This factor exists in both privately held companies and governmental organizations. Project management advocates decentralization of authority and decision making. In many countries, the seniormost level of management will never surrender authority, power, or right to make decisions to project managers. In these countries, an appointment to the senior levels of management is not necessarily based on performance. Instead, it is based on age, belonging to the right political party, and personal contacts within the government. The result can be executives who possess little knowledge of their own business or who lack leadership capacity.

### **Executive Sponsorship**

Project sponsorship might exist somewhere in the company but most certainly not at the executive levels. There are two reasons for this. First, senior managers know their limitations and may have absolutely no knowledge about the project. Therefore, they could be prone to making serious blunders that could become visible to the people who put them into these power positions. Second, and possibly most important, acting as an executive sponsor on a project that could fail could signal the end of the executive's political career. Therefore, sponsorship, if it exists at all, may be at a low level in the organizational hierarchy, and at a level where people are expendable if the project fails. The result is that project managers end up with sponsors who either cannot or will not help them in time of trouble.

### **Organizational Hierarchy**

In the United States, project managers generally have the right to talk to anyone in the company to get information relative to the project. The intent is to get work to flow horizontally as well as vertically. In some emerging market nations, project managers must follow the chain of command. The organizational hierarchy is sacred. Following the chain of command certainly elongates the decision-making process to the point where the project manager has no idea how long it will take to get access to needed information or for a decision to be made, even though a sponsor exists. No mature infrastructure is in place to support project management. The infrastructure exists to filter bad news from the executive levels and to justify the existence of each functional manager.

In the United States, the “buck” stops at the sponsor. Sponsors have ultimate decision-making authority and are expected to assist project managers during a crisis. The role of the sponsor is clearly defined and may be described in detail in the enterprise project management methodology. But in some emerging market countries, even the sponsor might not be authorized to make a decision. Some decisions may need to go as high as a government minister. Simply stated, it is not always clear where and when the decision needs to be made and by whom it will be made. Also, in the United States, the project sponsor is responsible for reporting bad news. In some nations, the news may go as high as government ministers. Simply stated, you cannot be sure where project information will end up.

### **Improper but “Legal” Laws**

Some laws in emerging market nations may be viewed by other nations as explicitly or implicitly condoning acts that would be illegal or elsewhere. Yet American project managers who partner with these nations must abide by those laws like any other. As an example, procurement contracts may be awarded not to the most qualified supplier or to the lowest bidder but to any bidder that resides in a city with a high unemployment level. As another example, some nations have laws that imply that bribes are an acceptable practice when awarding contracts. Some contracts might also be awarded to relatives and friends rather than the best-qualified supplier.

### **Potential for Corruption**

Corruption can and does exist in some countries and plays havoc with project managers who focus on the triple constraints. Project managers traditionally lay out a plan to meet the objectives and the triple constraints. They also assume that everything will be done systematically and in an orderly manner, which assumes no corruption. But in some nations, potentially corrupt individuals or organizations will do everything possible to stop or slow down the project, until they can benefit personally.

### **Status and Politics**

Status and politics are prevalent everywhere and can have a negative impact on project management. In some emerging market nations, status and politics actually sabotage project management and prevent it from working correctly. Factors that can affect project management include:

- Legal formalities and government constraints
- Insecurity at the executive levels
- Status consciousness
- Social obligations
- Internal politics
- Unemployment and poverty
- Attitude toward employees
- Inefficiencies
- Lack of dedication at all levels
- Misinformation or lack of information

### **Legal Formalities and Government Constraints**

Here in the United States, we believe that employees who perform poorly can be removed from the project or even fired. But in some emerging market nations, employees have the legal right to hold a job even if their performance is substandard. There are laws that clearly state under what conditions a worker can be fired, if at all.

There are also laws on the use of overtime. Overtime may not be allowed because paying someone to work overtime could eventually end up creating a new social class. Therefore, overtime may not be used to maintain or accelerate a schedule that is in trouble.

### **Insecurity**

Executives often feel more insecure than the managers beneath them because their positions may be the result of political appointments. As such, project managers may be seen by executives as the stars of the future and may be viewed as threats. Allowing project managers who are working on highly successful projects to be the one to make presentations to the seniormost levels of management in the government could be seen as a threat. Conversely, if the project is in trouble, then the project manager may be forced to make the presentation.

### **Status Consciousness**

Corporate officers in some cultures, particularly in some emerging market nations, are highly status conscious. They have a very real fear that the implementation of project management may cause them to lose status, yet they refuse to function as active project sponsors since this, too, may result in a loss of status if the project fails. Status often is accompanied by fringe benefits, such as a company cars and other special privileges.

### **Social Obligations**

In emerging market nations, social obligations dictated by religious customs and beliefs or by politics may be more important than they would be in first-world nations. Social obligations are ways of maintaining alliances with those who have put an executive or a project manager in power. As such, project managers may be allowed to interface socially with certain groups but not others. This could also be an obstruction to project management implementation.

### **Internal Politics**

Internal politics exist in every company in the world. Before executives consider throwing their support behind a new approach such as project management, they worry about whether they will become stronger or weaker, have more or less authority, and have a greater or lesser chance for advancement. This is one of the reasons why only a small percentage of emerging market companies have PMOs. Whichever executive gets control of the PMO could become more powerful than other executives. In the United States, we have solved this problem by allowing several executives to have their own PMO. But in emerging markets, this method is viewed as excessive headcount.

### **Unemployment and Government Constraints**

Virtually all executives understand project management and the accompanying benefits, yet they remain silent rather than visibly showing their support. One of the benefits of project management implementation is that it can make organizations more efficient to the point where fewer resources are needed to perform the required work. This can be a threat to an executive because, unless additional business can be found, efficiency can result in downsizing the company, reducing the executive's power and authority, increasing the unemployment level, and possibly increasing poverty in the community. Therefore, the increased efficiencies of project management could be looked on unfavorably.

### **Attitude toward Employees**

In some nations, employees might be viewed as stepping-stones to building an empire. Hiring three below-average workers to do the same work as two average workers is better for empire building, yet possibly at the expense of the project's budget and schedule. While it is true that finding adequate human resources may be difficult, sometimes companies simply do not put forth a good-faith effort in their search. Friends and family members may be hired first regardless of their qualifications. The problem is further complicated when people with project management expertise are sought.

### **Inefficiencies**

Previously, we stated that companies might find it difficult to hire highly efficient people in project management. Not all people are efficient. Some people simply are not committed to their work even though they understand project management. Other people may get frustrated when they realize that they do not have the power, authority, or responsibility of their colleagues in first-world countries. Sometimes new hires who want to be efficient workers are pressured by the culture to remain inefficient or else the individual's colleagues will be identified as poor workers. Peer pressure exists and can prevent people from demonstrating their true potential.

### **Lack of Dedication**

It is hard to get people motivated when they believe they cannot lose their jobs. Most people are simply not dedicated to the triple constraints. Some may even prefer to see schedules slip, believing it provides some degree of security for a longer period of time. There is also a lack of commitment to see the product through to project closure. As a project begins to wind down, employees will begin looking for a home on some other project. They may even leave their current project prematurely, before the work is finished, to guarantee employment elsewhere.

### **Misinformation**

People working in emerging market countries may feel they must hide things from fellow workers and project managers, especially bad news, out of necessity, either to keep their jobs, their prestige, or to retain their power and authority. This creates a problem

for project managers who rely on timely information, whether good or bad, in order to manage the project successfully. Delays in reporting could waste valuable time during which corrective action could have been taken.

### **Implementation of Project Management**

While culture, status, and politics can create barriers for any new management philosophy, there are other barriers that are directly related to project management, including:

- Cost of project management implementation
- Risks of implementation failure
- Cost of training and training limitations
- Need for sophistication
- Lack of closure on projects
- Work ethic
- Poor planning

### **Cost of Implementation**

There is a cost associated with the implementation of project management. The company must purchase hardware and software, create a project management methodology, and develop project performance reporting techniques. Doing this requires a significant financial expenditure, which the company might not be able to afford, and also requires tying up significant resources in implementation for an extended period of time. With limited resources, and because the better resources would be required for implementation and would be unavailable for ongoing work, companies shy away from project management even though they know the benefits.

### **Risk of Failure**

Even if a company is willing to invest the time and money for project management implementation, there is a significant risk that the implementation will fail. Even if the implementation is successful, if projects begin to fail for any number of other reasons, blame will be placed on faulty implementation. Once executives have to explain the time and money expended for no real results, they may find their positions in the hierarchy insecure. This is why some executives refuse to accept or to visibly support project management.

### **Training Limitations**

Implementation of project management is difficult without training programs for the workers. This creates three additional problems:

1. How much money must be allocated for training?
2. Who will provide the training, and what are the credentials of the trainers?
3. Should people be released from project work to attend training classes?



Training people in project management is time consuming and expensive. The costs of both implementation and training might prevent some executives from accepting project management.

### **Need for Sophistication**

Project management requires sophistication, not only with the limited technology or tools that may be available but also in the ability of people to work together. This teamwork sophistication is generally lacking in emerging market countries. People may see no benefit in teamwork because others may be able to recognize their lack of competence and mistakes. They have not been trained to work properly in teams and are not rewarded for their contribution to the team.

### **Lack of Closure on Projects**

Employees are often afraid to be attached to the project at closure when lessons learned and best practices are captured. Lessons learned and best practices can be based on what we did well and what we did poorly. Employees may not want to see anything in writing that indicates that best practices were discovered from their mistakes.

### **Work Ethic**

In some nations, the inability to fire people creates a relatively poor work ethic, which is contrary to effective project management practices. There is a lack of punctuality in coming to work and attending meetings. When people do show up at meetings, only good news is discussed in a group; bad news is discussed one on one. Communication skills are weak, as is report writing. There is a lack of accountability because accountability means explaining your actions if things go bad.

### **Poor Planning**

Poor planning is paramount in emerging market nations. There exists a lack of commitment to the planning process. Because of a lack of standards, perhaps attributed to the poor work ethic, estimating duration, effort, and cost is very difficult. The ultimate result of poor planning is an elongation of the schedule. Workers who are unsure about their next assignment can view this as job security at least for the short term.

### **Other Barriers**

Other barriers that are too numerous to mention, but some of the more important ones are listed next. These barriers are not necessarily universal in emerging market nations, and many of them can be overcome.

- Currency conversion inefficiencies
- Inability to receive timely payments
- Superstitious beliefs
- Laws against importing and exporting intellectual property
- Lack of tolerance for the religious beliefs of virtual team partners
- Risk of sanctions by partners' governments
- Use of poor or outdated technologies

**Recommendations**

Although we have painted a rather bleak picture, there are great opportunities in these emerging market nations, which have an abundance of talent that is yet to be fully harvested. The true capabilities of these workers are still unknown. Virtual project management teams might be the starting point for the full implementation of project management.

As project management begins to grow, senior officers will recognize and accept the benefits of project management and see their business base increase. Partnerships and joint ventures using virtual teams will become more prevalent. The barriers that impede successful project management implementation will still exist, but project managers will begin to excel in how to live and work within the barriers and constraints imposed on the continually emerging virtual teams.

Greater opportunities are seen for the big emerging market economies. They are beginning to see more of the value of project management and have taken strides to expand its use. Some of the rapidly developing economies are very aggressive in providing the support needed for breaking many of the barriers just mentioned. As more success stories emerge, the various economies will strengthen, become more connected, and start to fully utilize project management for what it really is.



# Management Support

## 7.0 INTRODUCTION

---

As we saw in Chapter 6, senior managers are the architects of corporate culture. They are charged with making sure that their companies' cultures, once accepted, do not come apart. Visible management support is essential to maintaining a project management culture. And above all, the support must be continuous rather than sporadic.

This chapter examines the importance of management support in the creation and maintenance of project management cultures. Case studies illustrate the vital importance of employee empowerment and the project sponsor's role in the project management system.

## 7.1 VISIBLE SUPPORT FROM SENIOR MANAGERS

---

As project sponsors, senior managers provide support and encouragement to the project managers and the rest of the project team. Companies excellent in project management have the following characteristics:

- Senior managers maintain a hands-off approach, but they are available when problems come up.
- Senior managers expect to be supplied with concise project status information, either in a written report format or using dashboards.
- Senior managers practice empowerment.

- Senior managers decentralize project authority and decision making.
- Senior managers expect project managers and their teams to suggest both alternatives and recommendations for solving problems, not just identify the problems.

However, there is a fine line between effective sponsorship and overbearing sponsorship. Robert Hershock, former vice president at 3M, said it best during a videoconference on excellence in project management:

Probably the most important thing is that they have to buy in from the top. There has to be leadership from the top, and the top has to be 100 percent supportive of this whole process. If you're a control freak, if you're someone who has high organizational skills and likes to dot all the *i*'s and cross all the *t*'s, this is going to be an uncomfortable process, because basically it's a messy process; you have to have a lot of fault tolerance here. But what management has to do is project the confidence that it has in the teams. It has to set the strategy and the guidelines and then give the teams the empowerment that they need in order to finish their job. The best thing that management can do after training the team is get out of the way.

To ensure their visibility, senior managers need to believe in walk-the-halls management. In this way, every employee will come to recognize the sponsor and realize that it is appropriate to approach the sponsor with questions. Walk-the-halls management also means that executive sponsors keep their doors open. It is important that everyone, including line managers and their employees, feels supported by the sponsor. Keeping an open door can occasionally lead to problems if employees attempt to go around lower-level managers by seeking a higher level of authority. But such instances are infrequent, and the sponsor can easily deflect the problems back to the appropriate manager.

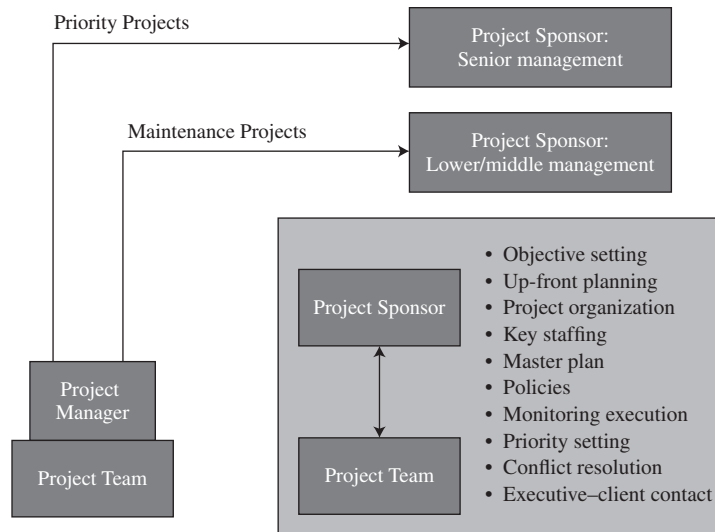
## 7.2 PROJECT SPONSORSHIP

---

Executive project sponsors provide guidance for project managers and project teams. They are also responsible for making sure that the line managers who lead functional departments fulfill their resource commitments to the projects under way. In addition, executive project sponsors maintain communication with customers and stakeholders.

The project sponsor usually is an upper-level manager who, in addition to his or her regular responsibilities, provides ongoing guidance to assigned projects. An executive might take on sponsorship for several concurrent projects. Sometimes, on lower-priority or maintenance projects, a middle-level manager may take on the project sponsor role. One organization I know of even prefers to assign middle managers instead of executives. The company believes this avoids the common problem of lack of line manager buy-in to projects. (See Figure 7–1.)

In some large, diversified corporations, senior managers do not have adequate time to invest in project sponsorship. In such cases, project sponsorship falls to the level below corporate senior management or to a committee.



**Figure 7–1.** Roles of project sponsor.

Source: Reprinted from H. Kerzner, *In Search of Excellence in Project Management* (Hoboken, NJ: Wiley, 1998), p. 159.

Some projects do not need project sponsors. Generally, sponsorship is required on large, complex projects involving a heavy commitment of resources. Large, complex projects also require a sponsor to integrate the activities of the functional lines, to dispel disruptive conflicts, and to maintain strong customer and stakeholder relations.

Consider one example of a project sponsor's support for a project. A project manager who was handling a project in an organization in the federal government decided that another position would be needed on his team if the project were to meet its completion deadline. He had already identified a woman in the company who fit the qualifications he had outlined. But adding another full-time-equivalent position seemed impossible and was beyond his authority. The size of the government project office was constrained by a unit-manning document that dictated the number of positions available.

The project manager went to the project's executive sponsor for help. The executive sponsor worked with the organization's human resources and personnel management department to add the position requested. Within 30 days, the addition of the new position was approved. Without the sponsor's intervention, it would have taken the organization's bureaucracy months to approve the position, too late to affect the deadline.

In another example, the president of a medium-size manufacturing company wanted to fill the role of sponsor on a special project. The project manager decided to use the president to the project's best advantage. He asked the president/sponsor to handle a critical situation. The president/sponsor flew to the company's headquarters and returned two days later with an authorization for a new tooling the project manager needed. The company ended up saving time on the project, and the project was completed four months earlier than originally scheduled.

**Sponsorship by Committee**

As companies grow, it sometimes becomes impossible to assign a senior manager to every project, and so committees act in the place of individual project sponsors. In fact, the recent trend has been toward committee sponsorship in many kinds of organizations. A project sponsorship committee usually is made up of a representative from every function of the company: engineering, marketing, and production. Committees may be temporary, when a committee is brought together to sponsor one time-limited project, or permanent, when a standing committee takes on the ongoing project sponsorship of new projects.

For example, General Motors Powertrain had achieved excellence in using committee sponsorship. Two key executives, the vice president of engineering and the vice president of operations, led the Office of Products and Operations, a group formed to oversee the management of all product programs. This group demonstrated visible executive-level program support and commitment to the entire organization. The roles and responsibilities of the group were to:

- Appoint the project manager and team as part of the charter process
- Address strategic issues
- Approve the program contract and test for sufficiency
- Assure program execution through regularly scheduled reviews with program managers

Committee governance is now becoming commonplace. Companies that focus on maximizing the business value from a portfolio of strategic projects use committee governance rather than single project sponsorship. The reason for this is that projects are now becoming larger and more complex to the point where a single individual may not be able to make all of the necessary decisions to support a project manager.

Unfortunately, committee governance come with some issues. Many of the people assigned to these governance committees may never have served on governance committees before and may be under the impression that committee governance for projects is the same as organizational governance. To make matters worse, some of the people may never have served as project managers and may not recognize how their decisions impact project management. Governance committee members can inflict a great deal of pain on the portfolio of projects if they lack a cursory understanding of project management. Organizations that are heavy users of agile and Scrum practices use committee governance, and, in most organizations, committee members have a good understanding of their new roles and responsibilities.

**Phases of Project Sponsorship**

The role of the project sponsor changes over the life cycle of a project. During the planning and initiation phases, the sponsor plays an active role in the following activities:

- Helping the project manager establish the objectives of the project
- Providing guidance to the project manager during the organization and staffing phases

- Explaining to the project manager what environmental or political factors might influence the project's execution
- Establishing the project's priority (working alone or with other company executives) and then informing the project manager about the project's priority in the company and the reason that priority was assigned
- Providing guidance to the project manager in establishing the policies and procedures for the project
- Functioning as the contact point for customers and clients

During the execution phase of a project, the sponsor must be very careful in deciding which problems require his or her guidance. Trying to get involved with every problem that comes up on a project will result in micromanagement. It will also undermine the project manager's authority and make it difficult for the executive to perform his or her regular responsibilities.

For short-term projects of two years or less, it is usually best that the project sponsor assignment is not changed over the duration of the project. For long-term projects of five years, more or less, different sponsors could be assigned for every phase of the project, if necessary. Choosing sponsors from among executives at the same corporate level works best, since sponsorship at the same level creates a "level" playing field, whereas favoritism can occur at different levels of sponsorship.

Project sponsors need not come from the functional area where the majority of the project work will be completed. Some companies even go so far as assigning sponsors from line functions that have no vested interest in the project. Theoretically, this system promotes impartial decision making.

## Customer Relations

The role of executive project sponsors in customer relations depends on the type of organization (entirely project-driven or partially project-driven) and the type of customer (external or internal).

Contractors working on large projects for external customers usually depend on executive project sponsors to keep the clients fully informed of progress on their projects. Customers with multimillion-dollar projects often keep an active eye on how their money is being spent. They are relieved to have an executive sponsor they can turn to for answers.

It is common practice for contractors heavily involved in competitive bidding for contracts to include both the project manager's and the executive project sponsor's resumes in proposals. All things being equal, the resumes may give one contractor a competitive advantage over another.

Customers prefer to have a direct path of communication open to their contractors' executive managers. One contractor identified the functions of the executive project sponsor as:

- Actively participating in the preliminary sales effort and contract negotiations
- Establishing and maintaining high-level client relationships
- Assisting project managers in getting the project underway (planning, staffing, etc.)

- Maintaining current knowledge of major project activities
- Handling major contractual matters
- Interpreting company policies for project managers
- Helping project managers identify and solve significant problems
- Keeping general managers and client managers advised of significant problems with projects

### **Decision Making**

Imagine that project management is like car racing. A yellow flag is a warning to watch out for a problem. Yellow flags require action by the project manager or the line manager. There is nothing wrong with informing an executive about a yellow-flag problem as long as the project manager is not looking for the sponsor to solve the problem. Red flags, however, usually do require the sponsor's direct involvement. Red flags indicate problems that may affect the time, cost, and performance parameters of the project. So red flags need to be taken seriously, and decisions need to be made collaboratively by the project manager and the project sponsor.

Serious problems sometimes result in serious conflicts. Disagreements between project managers and line managers are not unusual, and they require the thoughtful intervention of the executive project sponsor. First, the sponsor should make sure that the disagreement could not be solved without his or her help. Second, the sponsor needs to gather information from all sides and reflect on the alternatives being considered. Then the sponsor must decide whether he or she is qualified to settle the dispute. Often disputes are of a technical nature and require someone with the appropriate knowledge base to solve them. If the sponsor is unable to solve the problem, he or she will need to identify another source of authority that has the needed technical knowledge. Ultimately, a fair and appropriate solution can be shared by everyone involved. If there were no executive sponsor on the project, the disputing parties would be forced to go up the line of authority until they found a common superior to help them. Having executive project sponsors minimizes the number of people and the amount of time required to settle work disputes.

### **Strategic Planning**

Executives are responsible for performing the company's strategic planning, and project managers are responsible for the operational planning on their assigned projects. Although the thought processes and time frames are different for the two types of planning, the strategic planning skills of executive sponsors can be useful to project managers. For projects that involve process or product development, sponsors can offer a special kind of market surveillance to identify new opportunities that might influence the long-term profitability of the organization. Furthermore, sponsors can gain a lot of strategically important knowledge from lower-level managers and employees. Who else knows better when the organization lacks the skill and knowledge base it needs to take on a new type of product? When the company needs to hire more technically skilled labor? What technical changes are likely to affect the industry?



### 7.3 EXCELLENCE IN PROJECT SPONSORSHIP

---

In excellent companies, the role of the sponsor is not to supervise the project manager but to make sure that the best interests of both the customer and the company are recognized. However, as the next two examples reveal, it is seldom possible to make executive decisions that appease everyone.

Franklin Engineering (a pseudonym) had a reputation for developing high-quality, innovative products. Unfortunately, the company paid a high price for its reputation: a large research and development (R&D) budget. Fewer than 15 percent of the projects initiated by R&D led to the full commercialization of a product and the recovery of the research costs.

The company's senior managers decided to implement a policy that mandated that all R&D project sponsors periodically perform cost-benefit analyses on their projects. When a project's cost-benefit ratio failed to reach the levels prescribed in the policy, the project was canceled for the benefit of the whole company.

Initially, R&D personnel were unhappy to see their projects canceled, but they soon realized that early cancellation was better than investing large amounts in projects that were likely to fail. Eventually, project managers and team members came to agree that it made no sense to waste resources that could be better used on more successful projects. Within two years, the organization found itself working on more projects with a higher success rate but no addition to the R&D budget.

Another disguised case involves a California-based firm that designs and manufactures computer equipment. Let's call the company Design Solutions. The R&D group and the design group were loaded with talented individuals who believed that they could do the impossible, and often did. These two powerful groups had little respect for the project managers and resented schedules because they thought schedules limited their creativity.

The company introduced two new products it onto the market barely ahead of the competition. The company had initially planned to introduce them a year earlier. The reason for the late releases: Projects had been delayed because of the project teams' desire to exceed the specifications required, not just meet them.

To help the company avoid similar delays in the future, the company decided to assign executive sponsors to every R&D project to make sure that the project teams adhered to standard management practices in the future. Some team members tried to hide their successes with the rationale that they could do better. But the sponsor threatened to dismiss those employees, and they eventually relented.

The lessons in both cases are clear. Executive sponsorship actually can improve existing project management systems to better serve the interests of the company and its customers.

### 7.4 THE NEED FOR A PROJECT CANCELLATION CRITERIA

---

Not all projects will be successful. Executives must be willing to establish an "exit criteria" that indicates when a project should be terminated. If the project is doomed to fail, then the earlier it is terminated, the sooner valuable resources can be reassigned to

projects that demonstrate a higher likelihood of success. Without cancellation criteria, perhaps even identified in the project's business case, there is a risk that projects will linger on while squandering resources.

As an example, two vice presidents came up with ideas for pet projects and funded the projects internally using money from their functional areas. Both projects had budgets close to \$2 million and schedules of approximately one year. These were somewhat high-risk projects because both required that a similar technical breakthrough be made. No cancellation criteria were established for either project. There was no guarantee that the technical breakthrough could be made at all. And even if the technical breakthrough could be made, both executives estimated that the shelf life of both products would be about one year before becoming obsolete, but they believed they could easily recover their R&D costs.

These two projects were considered pet projects because they were established at the personal request of two senior managers and without any real business case. Had these two projects been required to go through the formal portfolio selection of projects process, neither one would have been approved. The budgets for these projects were way out of line for the value that the company would receive, and the return on investment would be below minimum levels even if the technical breakthrough could be made. The project management office (PMO), which is actively involved in the portfolio selection of projects process, also stated that it would never recommend approval of a project where the end result would have a shelf life of one year or less. Simply stated, these projects existed for the self-satisfaction of the two executives and to get them prestige from their colleagues.

Nevertheless, both executives found money for their projects and were willing to let them go forward without the standard approval process. Each executive was able to get an experienced project manager from their group to manage their pet project.

At the first gate review meeting, both project managers stood up and recommended that their projects be canceled and that the resources be assigned to other, more promising projects. They both stated that the technical breakthrough needed could not be made in a timely manner. Under normal conditions, both of these project managers would have received medals for bravery in standing up and recommending that their project be canceled. This certainly appeared as a recommendation in the best interest of the company.

But both executives were not willing to give up that easily. Canceling both projects would be humiliating for the executives who were sponsoring the projects. Instead, both executives stated that their project was to continue on to the next gate review meeting at which time a decision would be made regarding possible cancellation.

At the second gate review meeting, both project managers once again recommended that their projects be canceled. And as before, both executives asserted that the projects should continue to the next gate review meeting before a decision would be made.

As luck would have it, the necessary technical breakthrough was finally made, but six months late. That meant that the window of opportunity to sell the products and recover the R&D costs would be six months rather than one year. Unfortunately, the marketplace knew that these products might be obsolete in six months, and very few sales occurred of either product.

Both executives had to find a way to save face and avoid the humiliation of having to admit that they squandered a few million dollars on two useless R&D projects. This could very well impact their year-end bonuses. The solution that the executives found was to promote the project managers for creating the products and then blame marketing and sales for not finding customers.

Exit criteria should be established during the project approval process, and the criteria should be clearly visible in the project's business case. The criteria can be based on time to market, cost, selling price, quality, value, safety, or other constraints. If this is not done, the example just given can repeat itself again and again.

## 7.5 HEWLETT-PACKARD SPONSORSHIP IN ACTION ---

According to Doug Bolzman, consultant architect, PMP, ITIL Expert at HP:

Management supports the results of project management, and if the PMO is in a position to understand the current environment and how to improve the results, management will listen. If management is given a problem statement regarding how projects are not being managed effectively, then [the reports] will be of little value.

We share a story of when a fellow business associate came to us and asked why our Release Management Methodology was not formally implemented across the organization as a corporate method. This sponsor of ours had connections and scheduled a meeting with the chief information officer (CIO) of our company. (This was a few years after the turn of the century.) We presented the overall methodology, the value to the organization, the success stories of what we achieved. His response was "This is all fine and good, but what do you want me to do?" The sponsor of this meeting fell back into his chair and replied: "We are looking for 'management commitment' for this methodology." As the meeting concluded, I realized that if it were not for the good meal we had the night before after we flew into headquarters, the meeting would have been a total loss. The point to be made here is that we did not define what specifically we were looking for from the management team. Now when we are in the same situation, we explain the investments, the funding, the resource needs, the cultural change, and the policies that they need to sanction and enforce. We describe their role and responsibilities for supporting the project, the practice, the PMO, or whatever we are looking for them to support.

## 7.6 ZURICH AMERICA INSURANCE COMPANY: IMPROVING STAKEHOLDER ENGAGEMENT ---

*In section 7.6, Kathleen Cavanaugh, PMP, Zurich—ZNA PMO lead, provides us with insight of sponsors may help improve stakeholder engagement. Project lessons learned offer valuable insights into what's working and not working well within projects/programs. When lessons learned are rolled up to the portfolio level, the common problems faced by these projects/programs are revealed and trends appear that may otherwise have been overlooked.*

One of the improvements opportunities identified from project lessons learned reviews in recent years at Zurich in North America (ZNA) was the need for a new project leadership role called the business lead. The aggregated project feedback showed that on large, transformational projects/programs stronger business engagement was a “must have” from the beginning of the effort all the way through postimplementation. It was also noted that middle layers of management can often pose the biggest alignment challenges for these types of large process- and/or people-related change projects/programs. The need was clear. Stakeholders at all levels must be kept informed, aligned with project goals, and involved in the project/program throughout the life cycle. Without stakeholder commitment and ownership, the project/program will suffer from low acceptance/adoption rates or, worse, may be canceled altogether.

So, to help solve this problem, leaders from across the business worked to define the responsibilities in order to bring the business lead role to life. The role was first piloted to help prove the concept and to gain agreement prior to rollout. Guidelines were provided to help clarify the business lead responsibilities, which originally included: aligning stakeholders, ensuring project goals continually support the business strategy, utilizing change management to prepare stakeholders for project impacts, ensuring postimplementation support and benefits realization. However, the actual duties of the business lead are ultimately determined by the project sponsor and may vary from project to project.

The role itself was designed to complement and collaborate with the project sponsor and project lead roles creating a project leadership team triangle. Together they form a strong partnership and join forces to make key decisions for the project/program. The project lead and business lead often work closely together throughout the project/program connecting the business and information technology (IT) worlds. To help ensure stakeholders stay engaged, a variety of methods may be used, including focus group meetings, user councils, and multiple feedback mechanisms. Middle management should be a focal point for project/program communications since these are the people who can ensure end users hear and understand key messages. The sponsor provides continual oversight and guidance for the project/program. If the project/program hits a roadblock, the escalation path usually goes straight to the sponsor and/or steering committee for resolution.

To be effective, the person filling the business lead role needs to be someone at a fairly high level in the organization, and they must possess a unique blend of skills . . . skills that include cross-functional knowledge, the ability to challenge the status quo and break down barriers and unite stakeholders. The role itself inherently calls for the chosen one to be strong in the art of change management and communication. But for this person to be truly successful, he/she must be allowed to devote himself/herself to the project/program especially on large, cross-functional efforts. We often find the role requires heavy involvement in the day-to-day activities of the project/program. So, in many cases the selected business lead relinquishes current duties for at least 12 to 18 months in order to become officially 100 percent dedicated to this key project/program role. Convincing leadership to take someone out of a role and to dedicate them to a large transformational effort for this amount of time is not always an easy task. But, if the project/program is truly important to the organization, then it's a small price to pay to help ensure a successful implementation. It is a big decision to make and one that is

usually driven by the sponsor who has the organizational awareness and knowledge to identify the right person for the role.

The value of the business lead role has grown significantly over the past couple of years, and a community of practice is being formed so that business leads can share their experiences and lessons learned in order to continue improving their capabilities. The role is becoming a solid cornerstone of the project leadership team for large, transformational projects/programs at ZNA. The collaboration and synergy between the project sponsor, project lead, and business lead roles is the key to their success. This project leadership structure is proving to be a viable model to help ensure stakeholder engagement and alignment throughout the project/program life cycle, which translates to more successful results and improved end user satisfaction.

## 7.7 PROJECT GOVERNANCE

---

All projects have the potential of getting into trouble, but, in general, project management can work well as long as the project's requirements do not impose severe pressure on the project manager and a project sponsor exists as an ally to assist the project manager when trouble does appear. Unfortunately, in today's chaotic environment, this pressure appears to be increasing because:

- Companies are accepting high-risk and highly complex projects as a necessity for survival.
- Customers are demanding low-volume, high-quality products with some degree of customization.
- Project life cycles and new product development times are being compressed.
- Enterprise environmental factors are having a greater impact on project execution.
- Customers and stakeholders want to be more actively involved in the execution of projects.
- Companies are developing strategic partnerships with suppliers, and each supplier can be at a different level of project management maturity.
- Global competition has forced companies to accept projects from customers that are all at a different levels of project management maturity and with different reporting requirements.

These pressures tend to slow down the decision-making processes at a time when stakeholders want the projects and processes to be accelerated. One person, while acting as the project sponsor, may have neither the time nor the capability to address all of these additional issues. The resulting project slowdown can occur because:

- The project manager is expected to make decisions in areas where he/she has limited knowledge.
- The project manager hesitates to accept full accountability and ownership for the projects.

- Excessive layers of management are superimposed on top of the project management organization.
- Risk management is pushed up to higher levels in the organization hierarchy, resulting in delayed decisions.
- The project manager demonstrates questionable leadership ability on some nontraditional projects.

The problems resulting from these pressures may not be able to be resolved, at least easily and in a timely manner, by a single project sponsor. These problems can be resolved using effective project governance. Project governance is actually a framework by which decisions are made. Governance relates to decisions that define expectations, accountability, responsibility, the granting of power or verifying performance. Governance relates to consistent management, cohesive policies, processes, and decision-making rights for a given area of responsibility. Governance enables efficient and effective decision making to take place.

Every project can have different governance, even if each project uses the same enterprise project management methodology. The governance function can operate as a separate process or as part of project management leadership. Governance is not designed to replace project decision making but to prevent undesirable decisions from being made.

Historically, governance was provided by a single project sponsor. Today, governance is a committee and can include representatives from each stakeholder's organization. Table 7-1 shows various governance approaches based on the type of project team. Committee membership can change from project to project and industry to industry. Membership may also vary based on the number of stakeholders and whether the project is for an internal or external client. On long-term projects, membership can change throughout the project.

**TABLE 7-1. TYPES OF PROJECT GOVERNANCE**

<b>Structure</b>	<b>Description</b>	<b>Governance</b>
Dispersed locally	Team members can be full time or part time. They are still attached administratively to their functional area.	Usually a single person acts as sponsor but may be an internal committee based on project complexity.
Dispersed geographically	This is a virtual team. Project managers may never see some team members. Team members can be full time or part time.	Usually governance by committee and can include stakeholder membership.
Colocated	All team members are physically located in close proximity to the project manager. The project manager does not have any responsibility for wage and salary administration.	Usually a single person acting as the sponsor.
Projectized	This is similar to a colocated team, but the project manager generally functions as a line manager and may have wage and salary responsibilities.	May be governance by committee, based on project size and number of strategic partners.

Governance on projects and programs sometimes fails because people confuse project governance with corporate governance. The result is that members of the committee are not sure what their role should be. Some of the major differences include:

- *Alignment.* Corporate governance focuses on how well the portfolio of projects is aligned to and satisfies overall business objectives. Project governance focuses on ways to keep a project on track.
- *Direction.* Corporate governance provides strategic direction with a focus on how project success will satisfy corporate objectives. Project governance is more operation direction with decisions based on predefined parameters on project scope, time, cost, and functionality.
- *Dashboards.* Corporate governance dashboards are based on financial, marketing, and sales metrics. Project governance dashboards have operations metrics on time, cost, scope, quality, action items, risks, and deliverables.
- *Membership.* Corporate governance committees are composed of the senior-most levels of management. Project government membership may include some members from middle management.

Another reason why failure may occur is that members of the project or program governance group do not understand project or program management. This can lead to micromanagement by the governance committee. There is always the question of what decisions must be made by the governance committee and what decisions the project manager can make. In general, the project manager should have the authority for decisions related to actions necessary to maintain the baselines. Governance committees must have the authority to approve scope changes above a certain dollar value and to make decisions necessary to align the project to corporate objectives and strategy.

## 7.8 TOKIO MARINE: EXCELLENCE IN PROJECT GOVERNANCE

---

### **Executive Management Must Establish IT Governance: Tokio Marine Group**

*Section 7.8 contributed by Yuichi (Rich) Inaba, CISA, and Hiroyuki Shibuya. Yuichi Inaba is a senior consultant specialist in the area of IT governance, IT risk management and IT information security in the Tokio Marine and Nichido Systems Co. Ltd. (TMNS), a Tokio Marine Group company. Before transferring to TMNS, he had worked in the IT Planning Dept. of Tokio Marine Holdings Inc. and had engaged in establishing Tokio Marine Group's IT governance framework based on COBIT 4.1. His current responsibility is to implement and practice Tokio Marine Group's IT governance at TMNS. Inaba is a member of the ISACA Tokyo Chapter's Standards Committee and is currently engaged in translating COBIT 5 publications in Japanese.*

*Hiroyuki Shibuya is an executive officer in charge of IT at Tokio Marine Holdings Inc. From 2000 to 2005, he led the innovation project from the IT side, which has totally reconstructed the insurance product lines, their business processes, and the information*

*systems of Tokio Marine and Nichido Fire Insurance Co. Ltd. To leverage his experience from this project as well as remediate other troubled development projects of group companies, he was named the general manager of the newly established IT planning department at Tokio Marine Holdings in July 2010. Since then, he has been leading the efforts to establish IT governance basic policies and standards to strengthen IT governance throughout the Tokio Marine Group.*

\* \* \*

Tokio Marine Group is a global corporate group engaged in a wide variety of insurance businesses. It consists of about 70 companies on five continents, including Tokio Marine and Nichido Fire Insurance (Japan), Philadelphia Insurance (US), Kiln (UK), and Tokio Marine Asia (Singapore).

In addition to Tokio Marine and Nichido Fire Insurance, which is the largest property and casualty insurance company in Japan, Tokio Marine Group has several other domestic companies in Japan, such as Tokio Marine and Nichido Life Insurance Co. Ltd, as well as service providers, such as Tokio Marine and Nichido Medical Service Co. Ltd. and Tokio Marine and Nachido Facilities Inc.

### **Implementing IT Governance at Tokio Marine Group**

Tokio Marine Holdings, which is responsible for establishing the group's IT governance approach, observed that the executive management of Tokio Marine Group companies believes that IT is an essential infrastructure for business management, and it hoped to strengthen company management by utilizing IT. However, some directors and executives had a negative impression of IT—that IT is difficult to understand, costs too much, and results in frequent system troubles and system development failures.

It is common for an organization's executive management to recognize the importance of system development but to put its development solely on the shoulders of the IT department. Other executives go even further, saying that the management or governance of IT is not anyone's business but the IT department's or CIO's. This line of thinking around IT is similar to the thought process that accounting is the job of the accounting department and handling personnel affairs is the role of the human resources department.

These are typical behaviors of organizations that fail to implement IT governance systems. Tokio Marine Holdings' executive management recognized that IT is not for IT's sake alone but is a tool to strengthen business.

Tokio Marine Holdings' management recognized that there were various types of system development failures (e.g., development delays for the service-in date, projects being over budget). Even more frequently, the organization was finding requirement gaps—for instance, where after building a system, the business people say, “This is not the system that we asked you to build” or “The system that you built is not easy to use. It is useless for the business.”

### **Why the Requirement Gaps Occur**

The process of system development is similar to that of a buildings construction. However, there is a distinct difference between the two: system development is not visible, whereas building construction is. Therefore, in system development, it is inevitable that there are recognition and communication gaps between business and IT.



## Tokio Marine Group's Solution for System Development Success

To fill these gaps, business and IT must communicate enough to minimize the gaps between A and C in Figure 7.2 and maximize a common understanding of B. The road to success for system development is to improve the quality of communication between business and IT.

Such communication cannot be reached or maintained in a one-sided relationship. Ideal communication is enabled only with an equal partnership between business and IT with appropriate roles and responsibilities mutually allocated.

This is the core concept of Tokio Marine Group's Application Owner System.

## Implementing the Application Owner System

Tokio Marine Holdings decided to implement the Application Owner System as a core concept of the Group It Governance System. Tokio Marine Holdings believes it is essential for the group's companies to succeed in system development and to achieve the group's growth in the current business environment.

The basic idea of the Application Owner System (Figure 7-3) is:

- Mutual cooperation between business and IT with proper check-and-balance functions, appropriately allocated responsibilities and shared objectives.
- Close communication between business and IT, each taking their own respective roles and responsibilities into account.

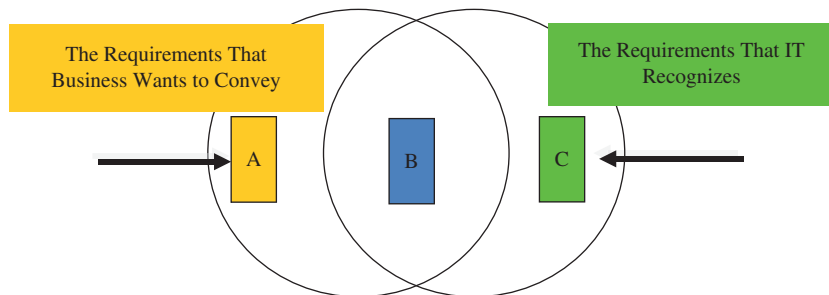


Figure 7-2. The requirements gap.

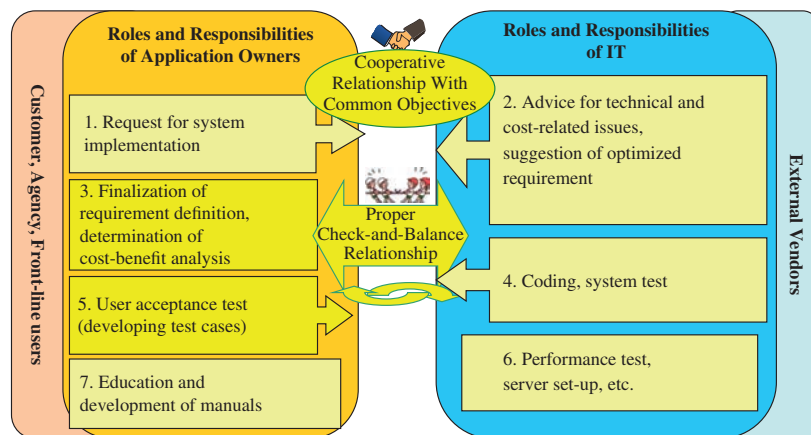


Figure 7-3. The Application Owner System in Tokio Marine Group.

### Early Success in Tokio Marine and Nichido Fire Insurance

Tokio Marine and Nichido Fire Insurance Co. Ltd., the largest group company, implemented the Application Owner System in 2000. Implementation of the Application Owner System immediately reduced system troubles and problems by 80 percent. (See Figure 7-4.)

### Mind-Set of IT

Tokio Marine's mind-set is that only executive management can establish the enterprise's IT governance system. Thus, IT governance is the responsibility of executive management.

Furthermore, the organization is of the mind-set that all employees, not only executive management, should understand the principle that strong IT systems cannot be realized by the IT department alone but require cooperation between business and IT. It is important that all employees recognize IT matters as their own, not as the matter of the IT function.

Establishing such a mind-set within the enterprise is a role of the executive management.

### Tokio Marine Group's IT Governance System

Characterized by the Application Owner System, Tokio Marine Holdings has introduced an IT governance framework, focused on the COBIT 4.1 framework, specifically the Plan and Organize (PO) domain.

The main goals of the IT Governance Framework are:

- *Establishing basic policies for IT governance.* Tokio Marine Holdings established the Basic Policies for IT Governance as the policies for the group's IT governance framework.
- *Establishing guiding principles for IT governance.* Tokio Marine Holdings defines seven principles as the guiding principles. (See Table 7-2.) These cover the five focus areas defined in the Board Briefing on IT Governance, particularly focusing on strategic alignment and value delivery. The seven principles

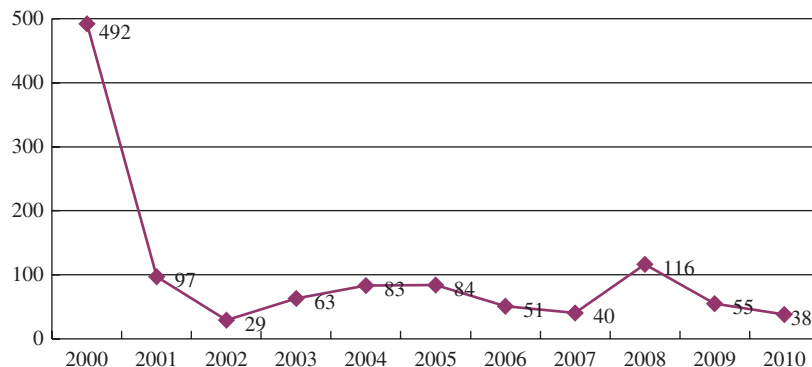


Figure 7-4. Number of system troubles.

TABLE 7-2. SEVEN GUIDING PRINCIPLES

No.	Guiding Principles	Focus Area
1	Establish an IT strategic plan that enables management to achieve its business strategic plan, build the business processes for it, and develop an execution plan.	Strategic Alignment
2	In executing the plan, ensure that the IT unit and the application owner units cooperate with each other with proper check-and-balance functions.	Strategic Alignment
3	In the development or implementation of information systems, ensure that management scrutinizes the validity of the project plan from the standpoint of quality assurance, usability, commitment to service-in date, appropriate cost estimation, and matching to the human resources availability.	Value Delivery
4	Ensure that the information systems are fully utilized by all staff in the company in order to achieve the objectives for the development or implementation of the information systems.	Value Delivery
5	Conduct appropriate IT resource management, including computer capacity management and human resources management.	Resource Management
6	Conduct appropriate risk management and information security management, and establish contingency plans for system faults in consideration of the accumulation of various risk factors in IT, such as high dependency of business processes on IT, centralization of important information, and threats from wider use of the Internet.	Risk Management
7	Encourage the transparency of IT operations to be improved, and monitor their progress, which includes, for example, the progress of projects, the usage of IT resources, and utilization of information systems.	Performance Measurement

are included in the Basic Policies for IT Governance. Tokio Marine Holdings thinks that the most important principle is the Application Owner System, which is stated as follows:

In implementing the plan, it is important for the IT unit and the application owner units to cooperate with each other with proper checks and balance functions. Management shall clearly determine the appropriate sharing of roles between the IT unit and application owner units, secure human resources of adequate quality in both units, and establish a management system to assure that each unit will execute the plan according to its responsibilities.

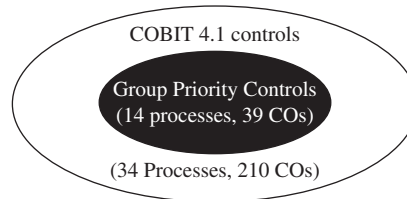
- *Establishing a governance and management system for Tokio Marine Group.* Tokio Marine Holdings defines the governance and management system to be implemented in the group companies. It covers five domains and consists of three major components: establishment of the organizational structure; establishment of policies and standards; and execution of the plan, do, check, and act (PCDA) cycle for improvement. The governance and management system required for Tokio Marine Group companies is detailed in the Group IT Governance Standard.
- *Establishing an IT governance standard* (the definition of Tokio Marine's priority processes). Tokio Marine Holdings has decided to utilize COBIT 4.1 to define the management system. However, the organization recognizes that it is difficult for a relatively small group of companies to implement mature processes for all COBIT 4.1 processes. To handle this concern, the organization focused on the minimal set and processes or more detailed control on objectives, which are essential for its group business in terms of IT governance and the most important controls for Tokio Marine Group.

In the IT Governance Standard, Tokio Marine Holdings defined the IT controls outlined in Figure 7–5 as priorities for the Tokio Marine Group. The priority IT controls are defined as five domains, 14 processes, and 39 control objectives, which are selected processes from the 210 control objectives of COBIT 4.1. (See Table 7–3.)

The group companies are required to improve the priority controls to reach a maturity level 3, according to the COBIT Maturity Model, and report the progress of improvements of Tokio Marine Holdings.

### Toward the Future

Since the establishment of the IT governance system for Tokio Marine Group, Tokio Marine Holdings has extensively communicated not only with CIOs but also with CEOs and executive management of the group companies to ensure that they understand, agree on, and take leadership for IT governance implementation.



**Figure 7–5.** Tokio Marine group’s priority controls.

**TABLE 7–3. TOKIO MARINE GROUP’S PRIORITY CONTROLS**

	<b>Domain Name</b>	<b>Id</b>	<b>Process Name</b>
a.	Planning and organization	a1	Annual IT planning
		a2	Definitions of roles and responsibilities of the IT unit and application owner units
		a3	Establishment of an IT steering committee
b.	Projects management	b1	Management of development and implementation projects
c.	Change management	c1	Change control
d.	Operations Management	d1	Incident/problem management
		d2	Vendor management
		d3	Security management
		d4	IT asset management
		d5	Computer capacity management
		d6	Disaster recovery and backup/restore
e.	Monitoring performance and return on investment	e1	Annual IT review
		e2	Monitoring the IT steering committee
		e3	Monitoring project management, change management, and systems operation management

Through these activities, the organization is confident that the core concept of IT governance has become better understood by management and good progress is being made as a result of the implementation of the Application Owner System in group companies. Tokio Marine Holdings will continue its evangelist mission to the group companies, realizing the benefit for the group business and giving value to stakeholders.

## 7.9 EMPOWERMENT OF PROJECT MANAGERS

---

One of the biggest problems with assigning executive sponsors to work beside line managers and project managers is the possibility that the lower-ranking managers will feel threatened with a loss of authority. This problem is real and must be dealt with at the executive level. Frank Jackson, formerly a senior manager at MCI, believes in the idea that information is power:

We did an audit of the teams to see if we were really making the progress that we thought or were kidding ourselves, and we got a surprising result. When we looked at the audit, we found out that 50 percent of middle management's time was spent in filtering information up and down the organization. When we had a sponsor, the information went from the team to the sponsor to the operating committee, and this created a real crisis in our middle management area.

MCI has found its solution to this problem. If there is anyone who believes that just going and dropping into a team approach environment is an easy way to move, it's definitely not. Even within the companies that I'm involved with, it's very difficult for managers to give up the authoritative responsibilities that they have had. You just have to move into it, and we've got a system where we communicate within MCI, which is MCI mail. It's an electronic mail system. What it has enabled us to do as a company is bypass levels of management. Sometimes you get bogged down in communications, but it allows you to communicate throughout the ranks without anyone holding back information.

Not only do executives have the ability to drive project management to success, they also have the ability to create an environment that leads to project failure. According to Robert Hershock, former vice president at 3M:

Most of the experiences that I had where projects failed, they failed because of management meddling. Either management wasn't 100 percent committed to the process, or management just bogged the whole process down with reports and a lot of other innuendos. The biggest failures I've seen anytime have been really because of management. Basically, there are two experiences where projects have failed to be successful. One is the management meddling where management cannot give up its decision-making capabilities, constantly going back to the team and saying you're doing this wrong or you're doing that wrong. The other side of it is when the team can't communicate its own objective. When it can't be focused, the scope continuously expands, and you get into project creep. The team just falls apart because it has lost its focus.

Project failure can often be a matter of false perceptions. Most executives believe that they have risen to the top of their organizations as solo performers. It is very difficult for them to change without feeling that they are giving up a tremendous amount of power, which traditionally is vested in the highest level of the company. To change this situation, it may be best to start small. As one executive observed:

There are so many occasions where senior executives won't go to training and won't listen, but I think the proof is in the pudding. If you want to instill project management teams in your organizations, start small. If the company won't allow you to do it using the Nike theory of just jumping in and doing it, start small and prove to them one step at a time that they can gain success. Hold the team accountable for results—it proves itself.

It is also important for us to remember that executives can have valid reasons for micromanaging. One executive commented on why project management might not be working as planned in his company:

We, the executives, wanted to empower the project managers and they, in turn, would empower their team members to make decisions as they relate to their project or function. Unfortunately, I do not feel that we (the executives) totally support decentralization of decision making due to political concerns that stem from the lack of confidence we have in our project managers, who are not proactive and who have not demonstrated leadership capabilities.

In most organizations, senior managers start at a point where they trust only their fellow managers. As the project management system improves and a project management culture develops, senior managers come to trust project managers, even though they do not occupy positions high on the organizational chart. Empowerment does not happen overnight. It takes time and, unfortunately, a lot of companies never make it to full project manager empowerment.

## 7.10 MANAGEMENT SUPPORT AT WORK ---

Visible executive support is necessary for successful project management and the stability of a project management culture. But there is such a thing as too much visibility for senior managers. Take the following case example, for instance.

### **Midline Bank**

Midline Bank (a pseudonym) is a medium-size bank doing business in a large city in the Northwest. Executives at Midline realized that growth in the banking industry in the near future would be based on mergers and acquisitions and that Midline would need to take an aggressive stance to remain competitive. Financially, Midline was well prepared to acquire other small- and medium-size banks to grow its organization.

The bank's information technology group was given the responsibility of developing an extensive and sophisticated software package to be used in evaluating the financial health of the banks targeted for acquisition. The software package required input

from virtually every functional division of Midline. Coordination of the project was expected to be difficult.

Midline's culture was dominated by large, functional empires surrounded by impenetrable walls. The software project was the first in the bank's history to require cooperation and integration among the functional groups. A full-time project manager was assigned to direct the project.

Unfortunately, Midline's executives, managers, and employees knew little about the principles of project management. The executives did, however, recognize the need for executive sponsorship. A steering committee of five executives was assigned to provide support and guidance for the project manager, but none of the five understood project management. As a result, the steering committee interpreted its role as one of continuous daily direction of the project.

Each of the five executive sponsors asked for weekly personal briefings from the project manager, and each sponsor gave conflicting directions. Each executive had his or her own agenda for the project.

By the end of the project's second month, chaos took over. The project manager spent most of his time preparing status reports instead of managing the project. The executives changed the project's requirements frequently, and the organization had no change control process other than the steering committee's approval.

At the end of the fourth month, the project manager resigned and sought employment outside the company. One of the executives from the steering committee then took over the project manager's role, but only on a part-time basis. Ultimately, the project was taken over by two more project managers before it was completed, one year later than planned. The company learned a vital lesson: More sponsorship is not necessarily better than less.

### **Contractco**

Another disguised case involves a Kentucky-based company I'll call Contractco. Contractco is in the business of nuclear fusion testing.

The company was in the process of bidding on a contract with the U.S. Department of Energy (DoE). The department required that the project manager be identified as part of the company's proposal and that a list of the project manager's duties and responsibilities be included. To impress the DoE, the company assigned both the executive vice president and the vice president of engineering as cosponsors.

The DoE questioned the idea of dual sponsorship. It was apparent to the DoE that the company did not understand the concept of project sponsorship, because the roles and responsibilities of the two sponsors appeared to overlap. The DoE also questioned the necessity of having the executive vice president serve as a sponsor.

The contract was eventually awarded to another company. Contractco learned that a company should never underestimate the customer's knowledge of project management or project sponsorship.

### **Health Care Associates**

Health Care Associates (another pseudonym) provides health care management services to both large and small companies in New England. The company partners with a chain of 23 hospitals in New England. More than 600 physicians are part of the professional team, and many of the physicians also serve as line managers at the company's branch offices. The physician-managers maintain their own private clinical practices as well.

It was the company's practice to use boilerplate proposals prepared by the marketing department to solicit new business. If a client was seriously interested in Health Care Associates' services, a customized proposal based on the client's needs would be prepared. Typically, the custom-designed process took as long as six months or even a full year.

Health Care Associates wanted to speed up the custom-designed proposal process and decided to adopt project management processes to accomplish that goal. The company decided that it could get a step ahead of its competition if it assigned a physician-manager as the project sponsor for every new proposal. The rationale was that the clients would be favorably impressed.

The pilot project for this approach was Sinco Energy (another pseudonym), a Boston-based company with 8,600 employees working in 12 cities in New England. Health Care Associates promised Sinco that the health care package would be ready for implementation no later than six months from now.

The project was completed almost 60 days late and substantially over budget. Health Care Associates' senior managers privately interviewed each of the employees on the Sinco project to identify the cause of the project's failure. The employees had the following observations:

- Although the physicians had been given management training, they had a great deal of difficulty applying the principles of project management. As a result, the physicians ended up playing the role of invisible sponsor instead of actively participating in the project.
- Because they were practicing physicians, the physician sponsors were not fully committed to their role as project sponsors.
- Without strong sponsorship, there was no effective process in place to control scope creep.
- The physicians had not had authority over the line managers, who supplied the resources needed to complete a project successfully.

Health Care Associates' senior managers learned two lessons. First, not every manager is qualified to act as a project sponsor. Second, the project sponsors should be assigned on the basis of their ability to drive the project to success. Impressing the customer is not everything.

## Indra

According to Enrique Sevilla Molina, PMP, formerly Corporate PMO Director at Indra:

Executive management is highly motivated to support project management development within the company. They regularly insist upon improving our training programs for project managers as well as focusing on the need that the best project management methods are in place.

Sometimes the success of a project constitutes a significant step in the development of a new technology, in the launch in a new market, or for the establishment of a new partnership, and, in those cases, the managing directorate usually plays an especially active role as sponsors during the project or program execution. They participate with the customer in steering committees for the project or the program, and help in the decision making or risk management processes.



For a similar reason, due to the significance of a specific project but at a lower level, it is not uncommon to see middle-level management carefully watching its execution and providing, for instance, additional support to negotiate with the customer the resolution of a particular issue.

Getting middle-level management support has been accomplished using the same set of corporate tools for project management at all levels and for all kind of projects in the company. No project is recognized if it is not in the corporate system, and to do that, the line managers must follow the same basic rules and methods, no matter if it is a recurring, a nonrecurring effort, or other type of project. A well-developed WBS [work breakdown structure], a complete foreseen schedule, a risk management plan, and a tailored set of earned value methods may be applied to any kind of projects.

## 7.11 GETTING LINE MANAGEMENT SUPPORT ---

Management support is not restricted to senior management, as the previous section showed. Line management support is equally crucial for project management to work effectively. Line managers are usually more resistant to project management and often demand proof that project management provides value to the organization before they support the new processes. This problem was identified previously in the journey to excellence in project management. It also appeared at Motorola. According to a spokesperson at Motorola, getting line management support “was tough at first. It took years of having PMs provide value to the organization.”

When organizations become mature in project management, sponsorship at the executive levels and at middle management levels becomes minimal and integrated project teams are formed where the integrated or core team is empowered to manage the project with minimal sponsorship other than for critical decisions. These integrated or core teams may or may not include line management. The concept of core teams became a best practice at Motorola:

Most project decisions and authority resides in the project core team. The core team is made up of middle- to low-level managers for the different functional areas (marketing, software, electrical, mechanical, manufacturing, system test, program management, quality, etc.) and has the project ownership responsibility. This core team is responsible for reviewing and approving product requirements and committing resources and schedule dates. It also acts as the project change control board and can approve or reject project scope change requests. However, any ship acceptance date changes must be approved by senior management.

## 7.12 INITIATION CHAMPIONS AND EXIT CHAMPIONS ---

As project management evolved, so did the role of the executive in project management. Today, the executive plays three roles:

1. Project sponsor
2. Project (initiation) champion
3. Exit champion

The role of the executive in project management as a project sponsor has become reasonably mature. Most textbooks on project management have sections that are dedicated to the role of the project sponsor.<sup>1</sup> The role of the project champion however, is just coming of age. Stephen Markham defines the role of the champion:

Champions are informal leaders who emerge in a somewhat erratic fashion. Championing is a voluntary act by an individual to promote a particular project. In the act of championing, individuals rarely refer to themselves as champions; rather, they describe themselves as trying to do the right thing for the right company. A champion rarely makes a single decision to champion a project. Instead, he or she begins in a simple fashion and develops increasing enthusiasm for the project. A champion becomes passionate about a project and ultimately engages others based upon personal conviction that the project is the right thing for the entire organization. The champion affects the way other people think of the project by spreading positive information across the organization. Without official power or responsibility, a champion contributes to new product development by moving projects forward. Thus, champions are informal leaders who (1) adopt projects as their own in a personal way, (2) take on risk by promoting the projects beyond what is expected of people in their position, and (3) promote the project by getting other individuals to support it.<sup>2</sup>

With regard to new product development projects, champions are needed to overcome the obstacles in the “valley of death,” as seen in Figure 7–6. The valley of death is the area in new product development where recognition of the idea/invention and efforts to commercialize the product come together. In this area, good projects often fall by the wayside and projects with less value often get added into the portfolio of projects. According to Markham:

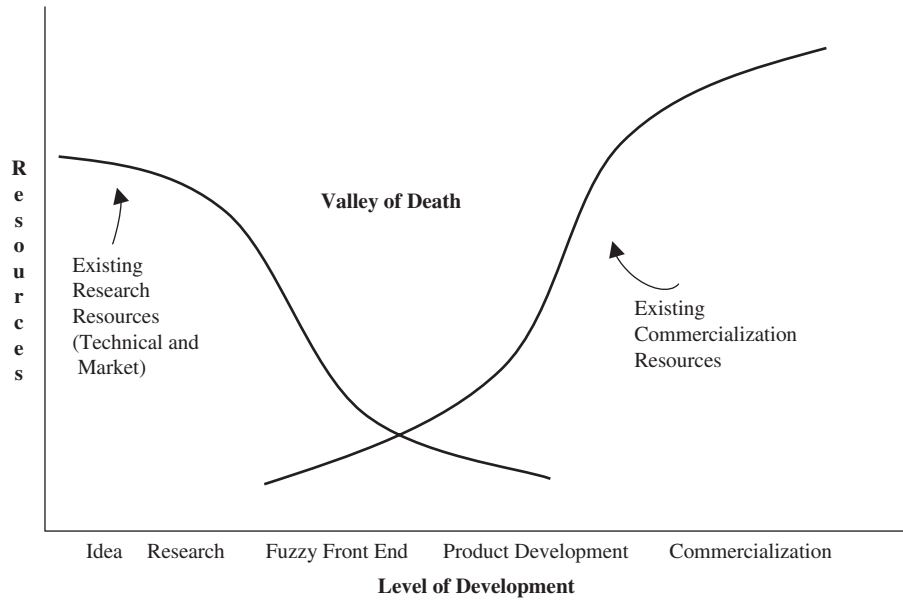
Many reasons exist for the Valley of Death. Technical personnel [left side of Figure 7–6] often do not understand the concerns of commercialization personnel [right side] and vice versa. The cultural gap between these two types of personnel manifests itself in the results prized by one side and devalued by the other. Networking and contact management may be important to sales people but seen as shallow and self-aggrandizing by technical people. Technical people find value in discovery and pushing the frontiers of knowledge. Commercialization people need a product that will sell in the market and often consider the value of discovery as merely theoretical and therefore useless. Both technical and commercialization people need help translating research findings into superior product offerings.<sup>3</sup>

---

1. See, for example, H. Kerzner, *Project Management: A Systems Approach to Planning, Scheduling and Controlling*, 12th ed. (Hoboken, NJ: Wiley, 2017), Chapter 10. Also, H. Kerzner and F. Saladis, *What Executives Need to Know About Project Management* (Hoboken, NJ: Wiley and International Institute for Learning, 2009).

2. S. K. Markham, “Product Champions: Crossing the Valley of Death,” in P. Belliveau, A. Griffin, and S. Somermeyer (eds.), *The PDMA Toolbook for New Product Development*, vol. 1 (Hoboken, NJ: Wiley, 2002), p. 119.

3. *Ibid.*, p. 120.



**Figure 7-6.** Valley of death.

Source: S. K. Markham, "Product Champions: Crossing the Valley of Death," in P. Belliveau, A. Griffin, and S. Somermeyer (eds.), *The PDMA Toolbook for New Product Development* (Hoboken, NJ: Wiley, 2002), p. 119.

As seen in Figure 7-6, the valley of death seems to originate somewhere near the fuzzy front end. The fuzzy front end is

the messy "getting started" period of product development, which comes before the formal and well-structured product development process, when the product concept is still very fuzzy. It generally consists of the first three tasks (strategic planning, concept generation, and, especially, pretechnical evaluation) of the product development process. These activities are often chaotic, unpredictable, and unstructured. In comparison, the new product development process is typically structured and formal, with a prescribed set of activities, questions to be answered, and decisions to be made.<sup>4</sup>

Project champions are usually neither project managers nor project sponsors. The role of the champion is to sell the idea or concept until it finally becomes a project. The champion may not even understand project management and may not have the necessary skills to manage a project. Champions may reside much higher up in the organizational hierarchy than the project manager.

4. P. Belliveau, A. Griffin, and S. Somermeyer, *The PDMA Toolbook for New Product Development* (Hoboken, NJ: Wiley, 2002), p. 444.

Allowing the project champion to function as the project sponsor can be as bad as allowing them to function as the project manager. When the project champion and the project sponsor are the same person, projects never get canceled. There is a tendency to prolong the pain of continuing on with a project that should have been canceled.

Some projects, especially very long-term projects where the champion is actively involved, often mandate the existence of a collective belief. The collective belief is a fervent, and perhaps blind, desire to achieve that can permeate the entire team, the project sponsor, and even the most senior levels of management. The collective belief can make a rational organization act in an irrational manner. This is particularly true if the project sponsor spearheads the collective belief.

When a collective belief exists, people are selected based on their support for that belief. Champions may prevent talented employees from working on the project unless they possess the same fervent belief as the champion does. Nonbelievers are pressured into supporting the collective belief, and team members are not allowed to challenge the results. As the collective belief grows, both advocates and nonbelievers are trampled. The pressure of the collective belief can outweigh the reality of the results.

There are several characteristics of the collective belief, which is why some large, high-technology projects are often difficult to kill:

- Inability or refusing to recognize failure
- Refusing to see the warning signs
- Seeing only what you want to see
- Fearful of exposing mistakes
- Viewing bad news as a personal failure
- Viewing failure as a sign of weakness
- Viewing failure as damage to your career
- Viewing failure as damage to your reputation

Project sponsors and project champions do everything possible to make their project successful. But what if the project champion and the project team and sponsor have blind faith in the success of the project? What happens if the strongly held convictions and the collective belief disregard the early warning signs of imminent danger? What happens if the collective belief drowns out dissent?

In such cases, an exit champion must be assigned. Sometimes the exit champion needs to have some direct involvement in the project in order to have credibility, but direct involvement is not always a necessity. Exit champions must be willing to put their reputations on the line and possibly face the likelihood of being cast out from the project team. According to Isabelle Royer:

Sometimes it takes an individual, rather than growing evidence, to shake the collective belief of a project team. If the problem with unbridled enthusiasm starts as an unintended consequence of the legitimate work of a project champion, then what may be needed is a countervailing force—an exit champion. These people are more than devil's advocates. Instead of simply raising questions about a project, they seek objective evidence

showing that problems in fact exist. This allows them to challenge—or, given the ambiguity of existing data, conceivably even to confirm—the viability of a project. They then take action based on the data.<sup>5</sup>

The larger the project and the greater the financial risk to the firm, the higher up the exit champion should reside. If the project champion just happens to be the chief executive officer, then someone on the board of directors or even the entire board of directors should assume the role of the exit champion. Unfortunately, there are situations where the collective belief permeates the entire board of directors. In this case, the collective belief can force board members to shirk their responsibility for oversight.

Large projects incur large cost overruns and schedule slippages. Making the decision to cancel such a project, once it has started, is very difficult, according to David Davis:

The difficulty of abandoning a project after several million dollars have been committed to it tends to prevent objective review and recosting. For this reason, ideally an independent management team—one not involved in the project's development—should do the recosting and, if possible, the entire review.... If the numbers do not hold up in the review and recosting, the company should abandon the project. The number of bad projects that make it to the operational stage serves as proof that their supporters often balk at this decision.

... Senior managers need to create an environment that rewards honesty and courage and provides for more decision making on the part of project managers. Companies must have an atmosphere that encourages projects to succeed, but executives must allow them to fail.<sup>6</sup>

The longer the project, the greater the necessity for exit champions and project sponsors to make sure that the business plan has “exit ramps” such that the project can be terminated before massive resources are committed and consumed. Unfortunately, when a collective belief exists, exit ramps are purposefully omitted from the project and business plans. Another reason for having exit champions is so that the project closure process can occur as quickly as possible. As projects approach their completion, team members often are worried about their next assignment and try to stretch out the existing project until they are ready to leave. In this case, the role of the exit champion is to accelerate the closure process without impacting the integrity of the project.

Some organizations use members of a portfolio review board to function as exit champions. Portfolio review boards have the final say in project selection. They also have the final say as to whether or not a project should be terminated. Usually one member of the board functions as the exit champion and makes the final presentation to the remainder of the board.

---

5. I. Royer, “Why Bad Projects Are So Hard to Kill,” *Harvard Business Review* (February 2003): 11. Copyright © 2003 by the Harvard Business School Publishing Corporation. All rights reserved.

6. D. Davis, “New Projects: Beware of False Economics,” *Harvard Business Review* (March–April 1985): 100–101. Copyright © 1985 by the President and Fellows of Harvard College. All rights reserved.



## Training and Education

### 8.0 INTRODUCTION

---

Establishing project management training programs is one of the greatest challenges facing training directors because project management involves numerous complex and interrelated skills (qualitative/behavioral, organizational, and quantitative). In the early days of project management, project managers learned from their own mistakes rather than from the experience of others. Today, companies excellent in project management are offering a corporate curriculum in project management. Effective training supports project management as a profession.

Some large corporations offer more internal courses related to project management than do most colleges and universities. Such companies treat education almost as a religion. Smaller companies have more modest internal training programs and usually send their people to publicly offered training programs.

This chapter discusses processes for identifying the need for training, selecting the students who need training, designing and conducting the training, and measuring training's return on dollars invested.

### 8.1 TRAINING FOR MODERN PROJECT MANAGEMENT

---

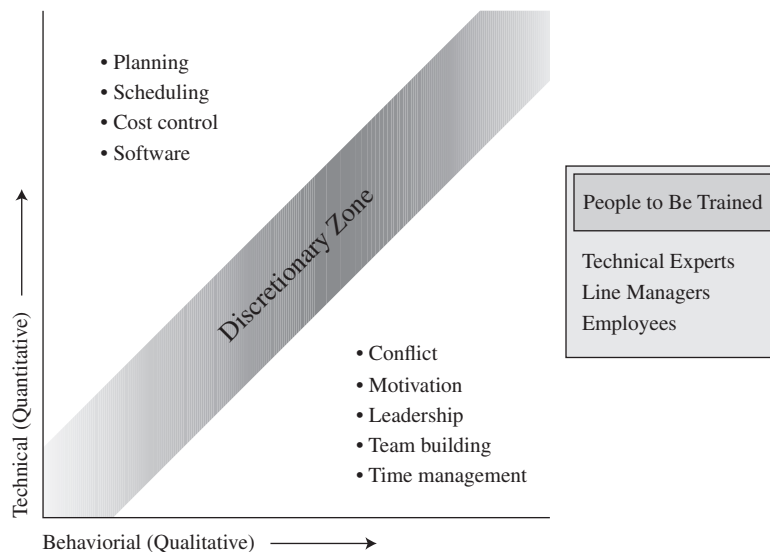
During the early days of project management, in the late 1950s and throughout the 1960s, training courses concentrated on the advantages and disadvantages of various organizational forms (e.g., matrix, traditional, projectized, and functional). Executives

learned quickly, however, that any organizational structure could be made to work effectively and efficiently when basic project management is applied. Project management skills based on trust, teamwork, cooperation, and communication can solve the worst structural problems.

Starting in the 1970s, emphasis turned away from organizational structures for project management. The old training programs were replaced with two basic programs:

- *Basic project management*, which stresses behavioral topics such as multiple reporting relationships, time management, leadership, conflict resolution, negotiation, team building, motivation, and basic management areas, such as planning and controlling.
- *Advanced project management*, which stresses scheduling techniques and software packages used for planning and controlling projects.

Today's project management training programs include courses on behavioral and quantitative subjects. The most important problem facing training managers is how to achieve a workable balance between the two parts of the coursework—behavioral and quantitative. (See Figure 8–1.) For publicly sponsored training programs, seminar leaders determine their own comfort levels in the “discretionary zone” between technical and behavioral subject matter. For in-house trainers, however, the balance must be preestablished by the training director on the basis of factors such as which students will be assigned to manage projects, types of projects, and average lengths of projects (see Table 8–1).



**Figure 8–1.** Types of project management training.

Source: Reprinted from H. Kerzner, *In Search of Excellence in Project Management* (Hoboken, NJ: Wiley, 1998), p. 174.

TABLE 8-1. EMPHASES IN VARIOUS TRAINING PROGRAMS

Type of Person Assigned for PM Training (PM Source)	Training Program Emphasis	
	Quantitative/Technology Skills	Behavior Skills
<b>Training Needed to Function as a Project Manager</b>		
Technical expert on short-term projects	High	Low
Technical expert on long-term projects	High	High
Line manager acting as a part-time project manager	High	Low
Line manager acting as a full-time project manager	High	Average to high
Employees experienced in cooperative operations	High	Average to high
Employees inexperienced in cooperative operations	High	Average to high
<b>Training Needed for General Knowledge</b>		
Any employees or managers	Average	Average

Source: Reprinted from H. Kerzner, *In Search of Excellence in Project Management* (Hoboken, NJ: Wiley, 1998, p. 175).

## 8.2 NEED FOR BUSINESS EDUCATION

In the previous section, we discussed the importance of determining the right balance between quantitative skills and behavioral skills. That balance is now changing because of how we view the role of a project manager. Today, we have a new breed of project manager. Years ago, virtually all project managers were engineers with advanced degrees. These people had a command of technology rather than merely an understanding of technology. If the line manager believed that the project manager did in fact possess a command of technology, then the line manager would allow the assigned functional employees to take direction from the project manager. The result was that project managers were expected to manage people *and* provide technical direction. This meant that project managers would have to take responsibility for functional deliverables.

Most project managers today have an understanding of technology rather than a command of technology. As a result, the accountability for the success of the project is now viewed as shared between the project manager and all affected line managers. With shared accountability, the line managers must have a good understanding of project management, which is why more line managers are now PMP® credential holders.\* Project managers are now expected to manage deliverables as well as people. Management of the assigned resources is no longer just the responsibility of line managers.

Another important fact is that project managers are treated as though they are managing part of a business rather than simply a project, and therefore they are expected to make sound business decisions as well as project decisions. Project managers must understand business principles. In the future, project managers may be expected to become externally certified by PMI and internally certified by their company on the organization's business processes.

\*PMP is a registered mark of the Project Management Institute, Inc.



Now, when designing training courses, we determine the correct balance between quantitative skills, behavioral skills, and business skills. Soft skills and business acumen are crucial elements for a flawless project execution, says Benny Nyberg, formerly group assistant vice president with responsibility for PM Methodologies and Talent Development at ABB:

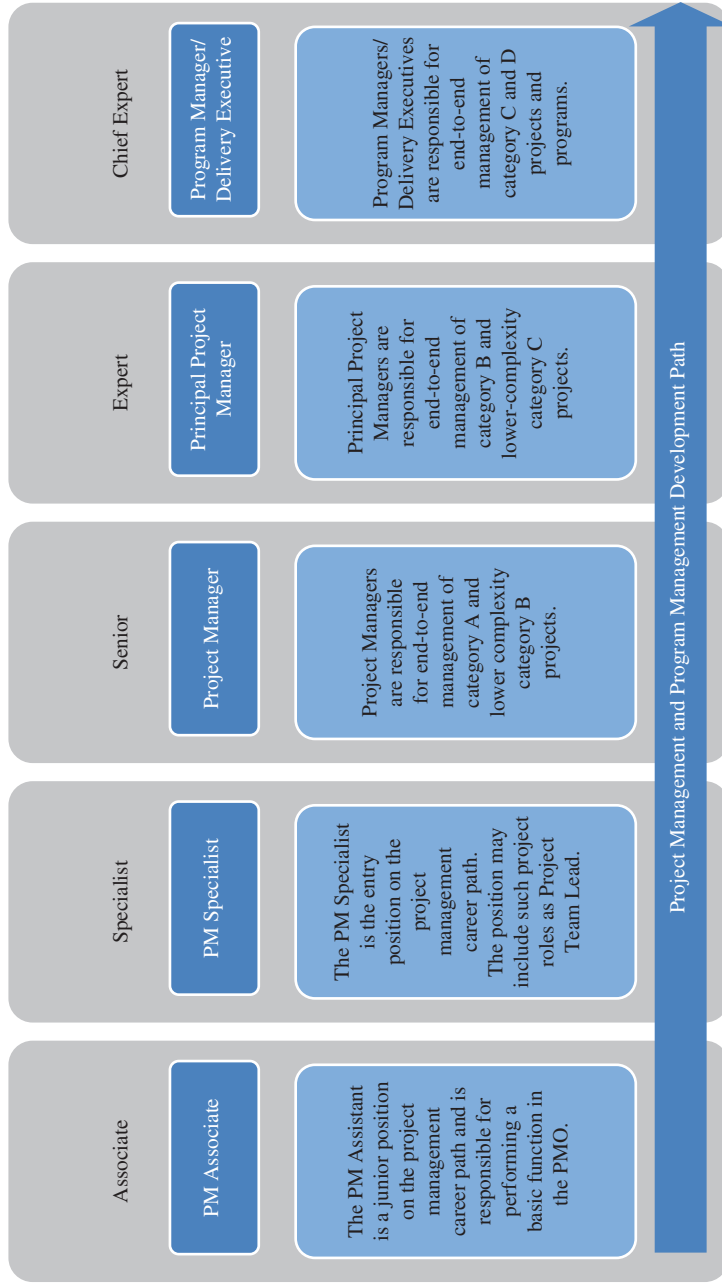
After implementing the ABB PM Process as a common high-level process throughout the company's project sales organizations as well as several product development organizations, one thing was very clear. In a technical company employing large numbers of highly skilled engineers, some of whom are promoted to project management, the technical aspects of project management such as planning, scheduling, and cost control are the least difficult to implement. Junior employees do need training in this area, but the real challenge for reaching operational excellence in project management, a flawless project execution, desirable project results, and a high level of customer satisfaction lies in identifying and developing project managers with the right business acumen. Project management is a management position requiring excellent commercial, communications, and leadership skills. A project manager must be very business minded, be able to communicate effectively with a variety of different stake holders, and possess the ability to lead and motivate people. For delivery projects, a precise understanding of the contract (i.e., terms and conditions, scope, and any promises made) is crucial for being able to deliver just that, meet customer expectations and as such assure customer satisfaction and project success. Contract understanding is further a requisite for maximizing financial outcome and recognizing up-selling opportunities as they occur.

The role of a project manager, especially for big contracts that take many months or several years to complete, is very close to the role of a key account manager. The following skills/abilities are among the most important for success: business mind, communication, negotiation, leadership, risk management, salesmanship.

In order to identify and address training and other development activities required for the wide variety of competencies and skills, ABB have implemented a competency model. The model includes a definition of required competencies, questionnaires for self-assessment, interview questionnaires plus development guides, and last but not least a number of selectable training modules leading to appropriate level of certification.

### 8.3 SAP: IMPORTANCE OF A PROJECT MANAGEMENT CAREER PATH ---

In SAP Services we have established a clear project management development path for anyone supporting our customer delivery projects (or internal transformation projects). The project management career path spans from entry-level position of project management associate through various levels of project managers all the way to the role of program manager or delivery executive. (See Figure 8–2.)



**Figure 8-2.** Project management and program management development path.

Each role has a clearly defined skill set profile, including precise definition of required job skills and expected proficiency level for each skill that is required in the job. Each profile is also associated with the category of project that the person on this career level is expected to manage—the dimensions of this assignment includes project size, complexity, risk exposure, revenue, and so on.

Each profile is tightly linked with a human resources job profile and respective personal development path that clearly specifies recommended training classes for each skill in the profile. The training offerings for the PM practice specify target roles for the training and the training learning objectives are tied to specific skills from the profile. The training catalogue covers broad range of skills from core project management skills based on PMI standards like PMI *PMBOK® Guide*\* project management fundamentals; SAP-specific knowledge (like SAP solution knowledge, SAP implementation methodology, agile delivery, delivery and internal PM tools, etc.) to leadership and interpersonal skills.

Through the structured career path, project managers grow their knowledge, expertise, and experiences, which allows them to move along the PM career path. The PM career path is interlinked with other job profiles in SAP so that project managers can make career choices that allow them to move to different career paths, such as management and sales roles, or to remain in the PM career.

## 8.4 PROGRAM MANAGEMENT TRAINING AT THYSSENKRUPP NORTH AMERICA —

In July 2015, thyssenkrupp North America created the Head of Program Management position at its Chicago regional headquarters. The thyssenkrupp North America Executive Committee's Operational Excellence initiatives included the design and roll-out of program management (PM) training for its 20,000 employees in four business units in the region. The Executive Committee (ExCom) wanted it to be hands-on, with networking opportunities for participants.

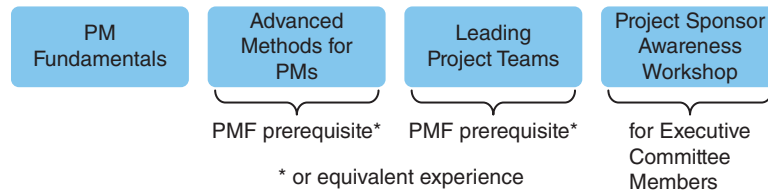
### Step 1: Defining the Structure and Content

As thyssenkrupp is a worldwide diversified industrial group headquartered in Essen, Germany, an important first step was to check with headquarters regarding the direction the company was taking with PM training. After all, developing training curricula in a vacuum for the region would be a mistake and could cause serious rework later on. The discussions with headquarters were beneficial, and it became obvious such collaboration was key in rolling out a common approach to PM processes and PM training globally. After several discussions, it was agreed to focus on three PM training modules:

1. PM Fundamentals
2. Advanced Methods for PMs
3. Leading Project Teams

---

\*PMBOK is a registered mark of the Project Management Institute, Inc.



**Figure 8–3.** Sponsor Awareness Workshop

A fourth module, a sponsor awareness workshop for executives (see Figure 8–3), suggested by the thyssenkrupp North America Head of PM, created some excitement at headquarters in Essen. They had also been considering such a workshop recently. If thyssenkrupp North America could successfully pilot the module, it might help the module gain traction in Germany as well.

### Step 2: thyssenkrupp North America ExCom Concept Approval

The thyssenkrupp North America ExCom liked the proposed four-training-module approach. It offered something for most everyone: project team members and inexperienced PMs, seasoned PM professionals, and C-level executives. Although there were questions about the Sponsor Awareness Workshop, the training concept was quickly approved. The ExCom wanted two pilots in the 2015/2016 fiscal year with all four training modules running concurrently.

### Step 3: Selecting a Training Partner

Working with the Procurement and Supplier Management team at the thyssenkrupp North America Regional Headquarters, a request for quotation was developed and sent out to six potential PM training vendors: three in Europe and three in the US. Selection criteria included: PM specialization, years' experience in project management, experience with multiple countries/cultures, language skills (English and Spanish), experience with thyssenkrupp, resource depth/availability, training content, and cost.

A short list of potential training vendors was developed in collaboration with German headquarters. Before a decision was made, interviews with trainers from the finalist companies were conducted to ensure the expertise, experience, and “bench strength” of trainers. The resource depth was especially critical, as all four training modules would be done concurrently. By February 1, 2016, a decision was made and a training partner was selected.

### Step 4: Training Pilots

After discussions with the training vendor and fine-tuning of the course content, two pilots were conducted: one in Phoenix in April 2016 with 57 participants (including ExCom members) and one in Atlanta in August with 55 participants (including chief financial officers and heads of IT). Formal participant evaluations and informal feedback from both pilots were exceptionally good:

- Instructors had a high level of knowledge of their subject matter.
- Concepts and material could be immediately used and implemented.

- Meeting and exchanging with PMs from other groups was great!/Good networking.
- Would like to see the thyssenkrupp executives in Germany participate.
- What could be modified? Nothing.

The excitement and positive resonance after the two training pilots was very high. The Sponsor Awareness Workshop did, in fact, expand quickly into Germany and has now been conducted more than 10 times for thyssenkrupp executives there. The three other training modules, plus MS Project training, are now offered across the United States and Mexico as part of thyssenkrupp North America's Hub Learning Platform. Additional PM training modules are in development, including Agile PM, Kick-start/Launch of Projects, and Recovery of Troubled Projects.

### Step 5: Lessons Learned

The thyssenkrupp North America PM training initiative has been viewed as a major success from the perspectives of both thyssenkrupp North America and German headquarters. Key success factors/lessons learned from the rollout include the following:

- Sponsorship, active participation, and visibility from top executives
- Collaboration with headquarters to assure buy-in and a global approach
- Collaboration with Procurement and Supplier Management on the request for quotation and vendor selection processes
- Training modules that offer something for most everyone: project team members and inexperienced PMs, seasoned PM professionals, and C-level executives
- Networking opportunities for participants with PMs from other business areas as well as with executives
- Desirable training venues with facilities and staff that can support major training events
- Selection of an agile training partner, with:
  - Strong leadership and vision
  - Desire to invest in a long-term relationship
  - PM, cultural, and language capabilities
  - Global "bench strength"/depth of trainers with hands-on PM experience
  - Responsive back-office support: training materials, printing, and logistics

## 8.5 INTERNATIONAL INSTITUTE FOR LEARNING

---

*Given that an organization's strategy is delivered through projects, programs, and other major initiatives, there will be a continuing need for project management education and training, now, and in the future. In Section 8.5, E. LaVerne Johnson (founder, president, and CEO of International Institute for Learning) comments on the growth of project management training. (For more information about IIL, please visit [www.iil.com](http://www.iil.com).)*

In IIL's more than 25-year history, we've worked with thousands of organizations around the world, designing and delivering training in project, program, and portfolio management. Our clients range across all industries and include large global companies and government agencies as well as smaller organizations trying to gain an edge through effective projects and programs. With IIL serving our clients' day-to-day needs as well as those just emerging on the horizon, we've been in a unique position to participate in and observe project management's growth into a full-fledged profession. We have been on the scene as project management has transitioned from an area of interest to an organizational imperative.

From our perspective, courses that were sufficient just a few years ago now fall short—and that's a real sign of progress. The global market and expanding importance of project management has dictated whole new families of courses, richer content, and a flexible range of delivery methods that allow participants to learn when, where, and how they need to—in face-to-face and live virtual classrooms, or with self-paced online interactive learning. IIL takes pride in its Many Methods of Learning™ brand, which ensures that the education we provide serves a diversity of needs, styles, and interests.

In addition, we are now exploring opportunities to provide micro-learning, which can be accessed by learners at the point of need—on the job. This kind of learning requires a totally different design approach from traditional classroom or self-paced training, because it needs to focus on those small steps that result in “just-in-time” improved performance.

**Evolutionary Years:  
Learning Trends**

Training courses during the 1980s were mostly geared to advancing the project manager's technical skills. The focus of training was on the basics: project planning and control as well as the knowledge required to pass PMI's Project Management Professional (PMP)® Certification exam. In response, IIL launched training courses in project management fundamentals and established a comprehensive certification program that allowed individuals to prepare for and successfully pass PMI's PMP® exam. Companies then had access to a somewhat limited set of publications, classroom courses, and software products to help develop and assist their project managers in successfully executing their projects.

**Revolutionary Years:  
Marketplace Trends**

In recent years, an increasing number of companies, in every industry sector, have recognized the importance of managing projects more effectively and analyzing the ways in which projects meet overall corporate goals.

Compared to previous years, a revolution has occurred in project management. This is evident in a number of trends.

- The volume of projects has steadily increased as more and more companies run their businesses via projects. Indeed, some leading organizations undertake hundreds of thousands of individual projects each year—some small and simple, others huge and complex.
- The ability to effectively manage projects has become critically important to business, and sound project management skills have become a competitive advantage for leading companies.

- As a result of this revolutionary growth, the status and value of the project manager have grown in importance—having this know-how allows a company to complete projects faster, at lower cost, with greater customer satisfaction, and with more desirable project outcomes.
- Knowledge that was once deemed “nice to have” is now considered mandatory. A company’s economic success and survival depend on its ability to determine which projects support its overall strategic objectives and to enable it to sequence them in ways to achieve that success.
- Today, project managers are not the only professionals who have, or who need to have, project management skills: team members and middle and top management are developing expertise in the subject as well.
- The complexity and scope of project management methodologies have grown to include new skills and applications. For example, the accelerating adoption of agile and Scrum has provided new and novel approaches to project execution with positive results.
- Process development and improvement through direct, hands-on support or knowledge management solutions have become a requirement for economic survival in these challenging times. For example, IIL’s Unified Project Management® Methodology (UPMM™) Software Suite was developed to support consistency and quality in project, program, and portfolio management implementation.
- The number of planning and project management-related software applications continues to expand past the more common applications, such as Microsoft Project, to include applications for small projects and agile and Scrum projects as well (e.g., Trello, JIRA, VersionOne and SmartSheet).
- Project management certification has become an even more valuable asset to an individual’s career path. As a result, there are 759,065 active PMPs and more than 477,000 PMI members as of early 2017.
- For years, the project manager’s skill set has remained mostly technical. But today we are seeing project managers embrace additional knowledge areas such as leadership and interpersonal skills.
- Strategic planning for project management has taken on importance. Organizations are now seeking systematic ways to better align their portfolio of projects with business objectives.
- More and more companies are establishing project and portfolio management offices.
- Approaches to project management within an organization remain relatively varied and nonstandardized. Companies need to work toward a more matured and common methodology for more repeatable and predictable success.
- Companies and their project management offices are placing stronger emphasis on quality services, quality products, and improved processes using management models such as strategic management, benefits realization, knowledge management, and business relationship management.

### **Revolutionary Years: Learning Trends**

In response to these trends, a greater variety of courses are available to an increasing number of industries. New methods of learning have been introduced to meet the growing diversity of client needs.

Here are some examples of how IIL has responded to these needs and established best practices in training and education for project and program managers, sponsors, and executives:

- In addition to the fundamentals, IIL offers a wide variety of specialized programs to further increase the depth of knowledge and skills for the project manager. Such courses include advanced concepts in risk management, complex project management, requirements management, the design and development of a project office, and a whole curriculum focusing on agile and Scrum.
- Courses addressing the “softer” side of project management are designed to hone facilitation skills, interpersonal skills, leadership skills, and other nontechnical areas.
- As organizations increase their level of project management maturity, there is a need for training in the effective use of enterprise project management software, such as Project Server and many others.
- More and more universities are either offering degrees in project management or are including project management courses as part of certain degree requirements. IIL partners with the School of Professional Studies (SPS) at New York University to offer project management certificate programs.
- The way we learn is changing. Working professionals today have less time to spend in the classroom than in years past. Accordingly, IIL offers live virtual training, where participants attend “class” from wherever they are. Additionally, many organizations prefer a blended approach to learning for their participants, which includes a variety of methods including face-to-face instruction, virtual delivery, and on-demand e-learning. Oftentimes, the participants attend this blended program in cohorts, thus providing a shared social experience that helps with knowledge retention and application.

### **A Look into the Crystal Ball: Trends and Learning Responses**

It’s always a challenge to try to predict the future, but there are some emerging trends that allow us to take a reasonable stab at this. For each of these trends, there will be the need to develop the appropriate learning responses. A key competitive factor in companies will be

their ability to select and successfully execute all types of projects from those designed to develop new products and services, thus increasing revenue and profits, to those that help an organization improve internal performance and cut costs. To be sure, the ability to select that portfolio of projects that boosts a company’s competitive posture is of paramount importance in today’s environment.

- Project management methodologies will blend with other proven business strategies and frameworks (such as Six Sigma, agile, Scrum, quality management, risk management, and business analysis). Training in these subjects will similarly become blended.



- Project, program, and portfolio management will continue to grow in importance and become a strategic competitive advantage for organizations. Portfolio management software is now a requirement.
- Senior management will become more knowledgeable and involved in project management efforts. This will require project management training to meet their unique needs.
- Strategic planning for project management will become a way of life for leading organizations. The role of the project office/portfolio office will increase in importance and become commonplace and vital in companies. Membership will include the highest levels of executive management. Senior management will take leadership of the company's project portfolio management efforts.
- IIL will continue to partner with companies to offer both external and internal certifications for their project managers, team members, and product owners.
- Executives will be increasingly involved in activities such as capacity planning, portfolio management, prioritization, process improvement, supply chain management, and strategic planning specifically for project management. In fact, more and more executives are earning project management certifications.
- The reward and recognition systems of organizations will change to stimulate and reinforce project management goals and objectives.
- The status of the certified project manager will grow significantly. The professional project manager will have a combination of technical, business, and strategic planning and thinking skills.
- Project benchmarking and continuous project improvement will become essential for leading organizations. Current and new project management maturity models will help companies identify their strengths, weaknesses, and specific opportunities for improvement.
- The expanding importance of project, program, and portfolio management will require more individuals who are trained in project management. This in turn will necessitate the development of new and improved methods of training delivery. Online interactive video-based training will play an increasingly important role.
- We will see an order-of-magnitude increase in the number of organizations reaching higher levels of project management maturity.
- More colleges and universities will offer degree programs in project management and seek to align their courses with international standards and best practices.
- Project management will focus on providing the knowledge and best practices to support sustainable initiatives. Project sustainability in the global economy through values, leadership, and professional responsibility will be the mandate of all project, program, and portfolio managers and sponsors.

## 8.6 IDENTIFYING THE NEED FOR TRAINING ---

Identifying the need for training requires that line managers and senior managers recognize two critical factors: first, that training is one of the fastest ways to build project management knowledge in a company and, second, that training should be conducted for the benefit of the corporate bottom line through enhanced efficiency and effectiveness.

Identifying the need for training has become somewhat easier in the past 10 years because of published case studies on the benefits of project management training. The benefits can be classified according to quantitative and qualitative benefits. The quantitative results include:

- Shorter product development time
- Faster, higher-quality decisions
- Lower costs
- Higher profit margins
- Fewer people needed
- Reduction in paperwork
- Improved quality and reliability
- Lower turnover of personnel
- Quicker “best practices” implementation

Qualitative results include:

- Better visibility and focus on results
- Better coordination
- Higher morale
- Accelerated development of managers
- Better control
- Better customer relations
- Better functional support
- Fewer conflicts requiring senior management involvement

Companies are finally realizing that the speed at which the benefits of project management can be achieved is accelerated through proper training.

## 8.7 SELECTING PARTICIPANTS

---

Selecting the people to be trained is critical. As we have seen in a number of case studies, it is usually a mistake to train only the project managers. A thorough understanding of project management and project management skills is needed throughout the organization if project management is to be successful. For example, one automobile subcontractor invested months in training its project managers. Six months later, projects were still coming in late and over budget. The executive vice president finally realized that project management was a team effort rather than an individual responsibility. After that revelation, training was provided for all of the employees who had anything to do with the projects. Virtually overnight, project results improved.

Dave Kandt, retired group vice president, quality, program management and continuous improvement at Johnson Controls, explained how his company’s training plan was laid out to achieve excellence in project management:

We began with our executive office, and once we had explained the principles and philosophies of project management to these people, we moved to the managers of plants,

engineering managers, cost analysts, purchasing people, and, of course, project managers. Only once the foundation was laid did we proceed with actual project management and with defining the roles and responsibilities so that the entire company would understand its role in project management once these people began to work. Just the understanding allowed us to move to a matrix organization and eventually to a stand-alone project management department.

## 8.8 FUNDAMENTALS OF PROJECT MANAGEMENT EDUCATION ---

Twenty years ago, we were somewhat limited as to availability of project management training and education. Emphasis surrounded on-the-job training in hopes that fewer mistakes would be made. Today, we have other types of programs, including:

- University courses and seminars
- In-house seminars and curriculums
- Vendor-provided corporate training

The means by which the learning takes place can be:

- Face-to-face (F2F)
- Virtual
- eLearning

With the quantity of literature available today, we have numerous ways to deliver the knowledge. Typical delivery systems include:

- Lectures
- Lectures with discussion
- Exams
- Illustrative case studies on external companies
- Working case studies on internal projects, custom-built scenarios or standard scenarios built for general learning purposes
- Simulation and role playing

Training managers are currently experimenting with “when to train.” The most common choices include:

- *Just-in-time training.* This includes training employees immediately prior to assigning them to projects.
- *Exposure training.* This includes training employees on the core principles just to give them enough knowledge so that they will understand what is happening in project management within the firm.
- *Continuous learning.* This is training first on basic, then on advanced, topics so that people continue to grow and mature in project management. Basic training may involve the principles of scheduling techniques whereas advanced topics may include training on the use of a specific software package.

- *Self-confidence training.* This is similar to continuous learning but on current state-of-the-art knowledge. This is to reinforce employees' belief that their skills are comparable to those in companies with excellent reputations for project management.

## 8.9 SOME CHANGES IN PROJECT MANAGEMENT EDUCATION ---

In the early years of project management, almost all project managers came from the engineering disciplines. The project managers were expected to possess a command of technology rather than just an understanding of technology. When earned value management (EVM) principles were developed, project management coursework emphasized cost and schedule control. Seminars appeared in the marketplace entitled "Project Management," but the content for these two- or three-day courses was almost entirely PERT and EVM. In all but a few industries, project management was viewed as part-time work and an add-on to one's primary job. The need to fully understand the skills and competencies to be effective as a project management was not considered to be that important.

Today, project management is a career path position in almost all companies. Colleges and universities are now offering master's and doctorate degrees in project management. Typical coursework is such programs include:

### *Core Coursework*

- Principles of Project Management
- Project Scheduling Techniques
- Project Estimating Techniques
- Project Financing Techniques
- Creativity and Brainstorming
- Problem Solving and Decision Making
- Global Project Management
- Managing Multiple Projects
- Project Management Leadership
- Managing Virtual Teams
- Project Portfolio Management

### *Electives*

- Advanced Project Management
- Project Quality Management
- Project Procurement and Contracting
- Project Ethics and the Code of Professional Conduct
- Project Monitoring and Control Techniques
- Project Reporting Practices
- Stakeholder Relations Management
- Conducting Project Health Checks

- Managing Troubled Projects
- Capturing Best Practices
- Managing Cultural Differences

Some educational institutions also offer the students specialized training for certification in various project management areas. The knowledge needed to pass the certification exams can come from specialized coursework or from the traditional core requirements and electives. A partial list of some certification programs related to project management might include:

- Project management
- Program management
- Project risk management
- Agile project management
- Business analyst
- Managing complex projects
- Other project management certifications
- Specialized or customized certifications

The greatest change in project management education appears to be in the softer skills requirements. This is understandable since projects require people working together. Emphasis in the behavioral areas, as well as in some of the technical areas, is now being placed on:

- Problem-solving skills
- Decision-making skills
- Conceptualization skills
- Creativity/Brainstorming skills
- Process skills
- Coping with stress/pressure
- Leadership without authority
- Multiple boss reporting
- Counseling and facilitation
- Mentorship skills
- Negotiating skills
- Conflict resolution skills
- Presentation skills

In the future, social media skills may be added to the list as project performance information is transmitted over mobile devices.

## 8.10 DESIGNING COURSES AND CONDUCTING TRAINING ---

Many companies have come to realize that on-the-job training may be less effective than more formal training. On-the-job training virtually forces people to make mistakes as a learning experience, but what are they learning: how to make mistakes? It seems much more efficient to train people to do their jobs the right way from the start.

Project management has become a career path. More and more companies today allow or even require that their employees get project management certification. One company informed its employees that project management certification would be treated the same as a master's degree in the salary and career path structure. The cost of the training behind the certification process is only 5 or 10 percent of the cost of a typical master's degree in a business administration program. And certification promises a quicker return on investment (ROI) for the company. Project management certification can also be useful for employees without college degrees; it gives them the opportunity for a second career path within the company.

There is also the question of which are better: internally based or publicly held training programs. The answer depends on the nature of the individual company and how many employees need to be trained, how big the training budget is, and how deep the company's internal knowledge base is. If only a few employees at a time need training, it might be effective to send them to a publicly sponsored training course, but if large numbers of employees need training on an ongoing basis, designing and conducting a customized internal training program might be the way to go.

In general, custom-designed courses are the most effective. In excellent companies, course content surveys are conducted at all levels of management. For example, many years ago the research and development group of Babcock and Wilcox in Alliance, Ohio, needed a project management training program for 200 engineers. The head of the training department knew that she was not qualified to select core content, so she sent questionnaires out to executive managers, line managers, and professionals in the organization. The information from the questionnaires was used to develop three separate courses for the audience. At Ford Motor Company, training was broken down into a two-hour session for executives, a three-day program for project personnel, and a half-day session for overhead personnel.

For internal training courses, choosing the right trainers and speakers is crucial. A company can use trainers currently on staff if they have a solid knowledge of project management, or the trainers can be trained by outside consultants who offer train-the-trainer programs. Either way, trainers from within the company must have not only the expertise the company needs but also the necessary facilitation skills to maximize training results. Most external educational providers, such as the International Institute for Learning, selects trainers based on both technical knowledge and facilitation skills.

Some problems with using internal trainers include the following:

- Internal trainers may not be experienced in all areas of project management.
- Internal trainers may not have up-to-date knowledge of the project management techniques practiced by other companies.
- Internal trainers may have other responsibilities in the company and so may not have adequate time for preparation.
- Internal trainers may not be as dedicated to project management or as skillful as external trainers.

But the knowledge base of internal trainers can be augmented by outside trainers as necessary. In fact, most companies use external speakers and trainers for their internal educational offerings. The best way to select speakers is to seek out recommendations from training directors in other companies and teachers of university-level courses in

project management. Another method is contacting speakers' bureaus, but the quality of the speaker's program may not be as high as needed. The most common method for finding speakers is reviewing the brochures of publicly sponsored seminars. Of course, the brochures were created as sales materials, and so the best way to evaluate the seminars is to attend them.

After a potential speaker has been selected, the next step is to check his or her recommendations. Table 8–2 outlines many of the pitfalls involved in choosing speakers for internal training programs and how to avoid them.

The final step is to evaluate the training materials and presentation the external trainer will use in the classes. The following questions can serve as a checklist:

- *Does the speaker use case studies?* If he or she does, are they illustrative case studies to demonstrate a point or technique or are they working case studies, where a scenario is provided in which the learner has a chance to practice a skill or technique? Some companies find it best to develop their own case studies and ask the speaker to use those so that the cases will have relevance to the company's business.
- *Are role-playing and laboratory experiences planned?* They can be valuable aids to learning, but they can also limit class size.
- *Are homework and required reading a part of the class?* If so, can they be completed before the seminar?

**TABLE 8–2. COMMON PITFALLS IN HIRING EXTERNAL TRAINERS AND SPEAKERS**

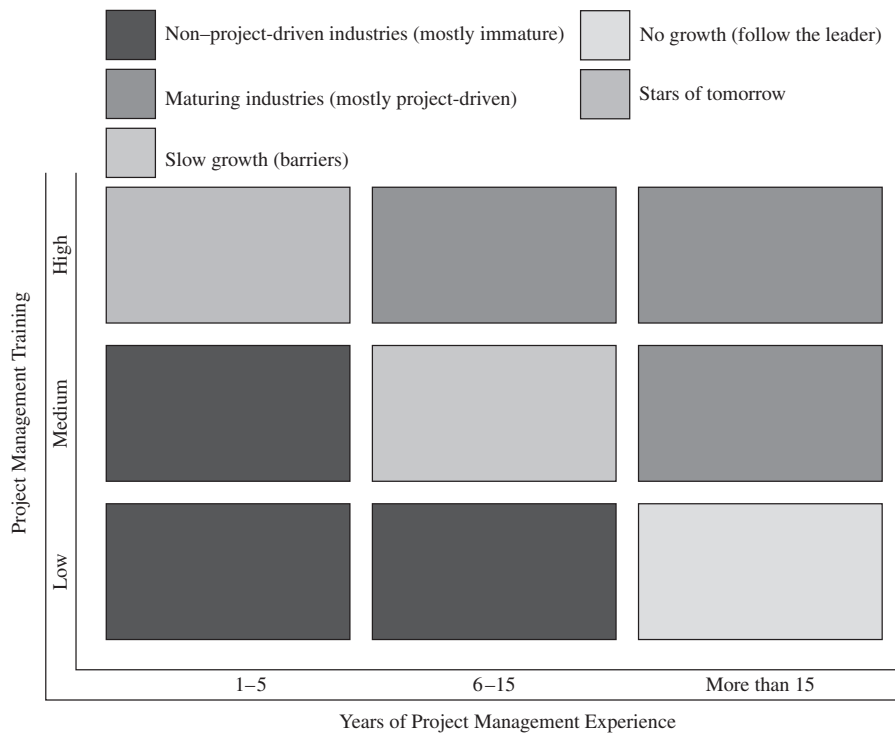
Warning Sign	Preventive Step
Speaker professes to be an expert in several different areas.	Verify speaker's credentials. Very few people are experts in several areas. Talk to other companies that have used the speaker.
Speaker's resume identifies several well-known and highly regarded client organizations.	See whether the speaker has done consulting for any of these companies more than once. Sometimes a speaker does a good job selling him- or herself the first time, but the company refuses to rehire the person again after the first presentation.
Speaker makes a very dramatic first impression and sells him- or herself well. Brief classroom observation confirms your impression.	Being a dynamic speaker does not guarantee that quality information will be presented. Some speakers are so dynamic that trainees do not realize until too late that "The trainer was nice but the information was marginal."
Speaker's resume shows 10–20 years or more experience as a project manager.	Ten to 20 years of experience in a specific industry or company does not mean that the speaker's knowledge is transferable to your company's specific needs or industry. Ask the speaker what types of projects he or she has managed.
Marketing personnel from the speaker's company aggressively show the quality of their company rather than the quality of the speaker. The client list presented is the company's client list.	You are hiring the speaker, not the marketing representative. Ask to speak or meet with the speaker personally and look at his or her client list rather than the parent company's client list.
Speaker promises to custom design materials to your company's needs.	Demand to see the speaker's custom-designed material at least two weeks before the training program. Also verify the quality and professionalism of graphs and other materials.

### 8.11 MEASURING THE RETURN ON INVESTMENT ON EDUCATION

The last area of project management training is the determination of the value earned on the dollars invested in training. It is crucial to remember that training should not be performed unless there is a continuous return on dollars for the company. Keep in mind also that the speaker’s fee is only part of the cost of training. The cost to the company of having employees away from their work during training must be included in the calculation. Some excellent companies hire outside consultants to determine ROI. The consultants base their evaluations on personal interviews, on-the-job assessments, and written surveys.

One company tests trainees before and after training to learn how much knowledge they really gained. Another company hires outside consultants to prepare and interpret posttraining surveys on the value of the specific training received.

The amount of training needed at any one company depends on two factors: whether the company is project-driven and whether it has practiced project management long enough to have developed a mature project management system. Figure 8-4 shows the amount of project management training offered (including refresher courses) against the number of years in project management. Project-driven organizations offer the most project management training courses, and organizations that have just started implementing project management offer the fewest. That’s no surprise. Companies with more than 15 years of experience in applying project management principles show the most variance.



**Figure 8-4.** Amount of training by type of industry and year of project management experience. Source: Reprinted from H. Kerzner, *In Search of Excellence in Project Management* (Hoboken, NJ: Wiley, 1998), p. 185.



## 8.12 PROJECT MANAGEMENT IS NOW A PROFESSION ---

For several years, project management was viewed as a part-time occupation and, therefore, all training was designed for one's primary job description, whatever that may be, rather than project management. Because of this, there was no need to develop job descriptions for project and program managers. Today, these job descriptions exist, project management is viewed as a profession, and training programs are provided based upon the job descriptions. When asked if AT&T had job descriptions, a spokesperson for AT&T responded "yes" to both project and program management:

### **Project Manager**

Provides end-to-end project management throughout the lifecycle of a project by directing the efforts of project team(s) using dotted-line authority to deliver a completed product and/or service. Has full accountability for managing larger low complexity to high complexity projects, or projects within programs which may span multiple regions and/or multiple functions; multiple concurrent projects may be managed. Includes estimating, scheduling, coordinating, assigning resources, ensuring that project funding is secured, and assisting in recommending business solutions/alternatives for projects. Assesses, plans for, and manages project risks, issues, jeopardies, escalations and problem resolutions. Manages project scope, project budgeting and cost reporting, and ensures completion of projects while meeting quality, schedule and cost objectives using the organization's standard processes. Acts as project liaison between IT partners, client organizations and IT leadership. May assist in supplier management of existing vendors. May direct Associate Project Managers to provide support with project communications and tracking project progress. Does not include the management of extremely large and complex programs, with multiple sub-programs, requiring senior level oversight and extensive executive communications. Must spend 80% or more of time performing the project management duties described above.

### **Program Manager**

Provides end-to-end project management and/or program management throughout the lifecycle of a project/program by directing the efforts of project/program team(s) using dotted-line authority to deliver a completed project and/or service. Has full accountability for managing concurrent high complexity projects and/or programs which may span multiple regions, functions and/or business units. Responsible for detailed planning including program/project structure and staffing, estimating, resource allocation and assignment, detailed scheduling, critical path analysis, consolidating project plans into an overall program plan and negotiating any sequencing conflicts. Directs project and/or program activities utilizing the organization's standard processes to ensure the timely delivery of stated business benefits, comparing actuals to plans and adjusting plans as necessary. Assesses, plans for, and manages project/program risks including mitigation & contingency plans; manages issues, jeopardies, escalations and problem resolutions. Defines project/program scope and ensures changes to scope and deliverables are managed using the change control process. Manages large program or project budgets and cost reporting. Acts as liaison with client and IT leadership, providing communication

and status regarding the progress of the project/program. May assist with RFP [request for proposal] development, evaluation, and supplier selection, as well as ongoing relationships with suppliers or consultants. Utilizes knowledge of business, industry and technology to incorporate business process improvements into the organization and/or to develop business strategies and functional/business/technical architectures. May direct the efforts of project managers when they manage a project or sub-program over which the Senior Project/Program Manager has authority. May include the management of extremely large and complex programs, with multiple sub-programs, requiring senior level oversight and extensive executive communications. Must spend 80% or more of time performing the project management duties described above.

The recognition of project management as a profession has spread worldwide. According to Enrique Sevilla Molina, PMP, formerly Corporate PMO Director at Indra:

Project management is considered the result of a specific blend of knowledge and experience, gained through dedication to achieve success in the projects under the project manager responsibility.

We have a set of management roles associated to the different levels of responsibilities and expertise to manage projects, programs and portfolios, and to develop business opportunities (i.e., Project Managers, Program Directors, etc). For each role, a specific set of skills in a certain degree is defined, so performance and achievement may be assessed. The yearly evaluation of personal performance is done based on the job descriptions, the role maturity achieved so far, the expected performance for the role and the actual performance, so the evolution in personal development may also be assessed.

## 8.13 COMPETENCY MODELS

---

Thirty years ago, companies prepared job descriptions for project managers to explain roles and responsibilities. Unfortunately, the job descriptions were usually abbreviated and provided very little guidance on what was required for promotion or salary increases. Twenty years ago, we still emphasized the job description, but it was now supported by coursework, which was often mandatory. By the late 1990s, companies had begun emphasizing core competency models, which clearly depicted the skill levels needed to be effective as a project manager. Training programs were instituted to support the core competency models. Unfortunately, establishing a core competency model and the accompanying training is no easy task.

Eli Lilly has perhaps one of the most comprehensive and effective competency models in industry today. Martin D. Hynes, III, formerly director, pharmaceutical projects management (PPM), was the key sponsor of the initiative to develop the competency model. Thomas J. Konechnik, formerly operations manager, pharmaceutical projects management, was responsible for the implementation and integration of the competency model with other processes within the PPM group. The basis for the competency model is described here.

Lilly Research Laboratories project management competencies are classified under three major areas:

*Scientific/Technical Expertise*

- Knows the business: Brings an understanding of the drug development process and organizational realities to bear on decisions.
- Initiates action: Takes proactive steps to address needs or problems before the situation requires it.
- Thinks critically: Seeks facts, data, or expert opinion to guide a decision or course of action.
- Manages risks: Anticipates and allows for changes in priorities, schedules, and resources and changes due to scientific/technical issues.

*Process Skills*

- Communicates clearly: Listens well and provides information that is easily understood and useful to others.
- Attention to details: Maintains complete and detailed records of plans, meeting minutes, agreements.
- Structures the process: Constructs, adapts, or follows a logical process to ensure achievement of objectives and goals.

*Leadership*

- Focuses on results: Continually focuses own and others' attention on realistic milestones and deliverables.
- Builds a team: Creates an environment of cooperation and mutual accountability within and across functions to achieve common objectives.
- Manages complexity: Organizes, plans, and monitors multiple activities, people, and resources.
- Makes tough decisions: Demonstrates assurance in own abilities, judgments, and capabilities; assumes accountability for actions.
- Builds strategic support: Gets the support and level of effort needed from senior management and others to keep project on track.

We examine each of these competencies in more detail below.

1. Knows the business: Brings an understanding of the drug development process and organizational realities to bear on decisions.

Project managers/associates who demonstrate this competency will:

- Recognize how other functions in Eli Lilly impact the success of a development effort.
- Use knowledge of what activities are taking place in the project as a whole to establish credibility.

- Know when team members in own and other functions will need additional support to complete an assignment/activity.
- Generate questions based on understanding of nonobvious interactions of different parts of the project.
- Focus attention on the issues and assumptions that have the greatest impact on the success of a particular project activity or task.
- Understand/recognize political issues/structures of the organization.
- Use understanding of competing functional and business priorities to reality test project plans, assumptions, time estimates, and commitments from the functions.
- Pinpoint consequences to the project of decisions and events in other parts of the organization.
- Recognize and respond to the different perspectives and operating realities of different parts of the organization.
- Consider the long-term implications (pro and con) of decisions.
- Understand the financial implications of different choices.

Project managers/associates who do not demonstrate this competency will:

- Rely on resource and time estimates from those responsible for an activity or task.
- Make decisions based on what ideally should happen.
- Build plans and timelines by rolling up individual timelines and so on.
- Perceive delays as conscious acts on the part of other parts of the organization.
- Assume that team members understand how their activities impact other parts of the project.
- Focus attention on providing accurate accounts of what has happened.
- Avoid changing plans until forced to do so.
- Wait for team members to ask for assistance.

Selected consequences for projects/business of not demonstrating this competency are:

- Project manager or associate may rely on senior management to resolve issues and obtain resources.
- Proposed project timelines may be significantly reworked to meet current guidelines.
- Attention may be focused on secondary issues rather than central business or technical issues.
- Current commitments, suppliers, and so on, may be continued regardless of reliability and value.
- Project deliverables may be compromised by changes in other parts of Lilly.
- Project plans may have adverse impact on other parts of the organization.

2. Initiates action: Takes proactive steps to address needs or problems before the situation requires it.

Project managers/associates who demonstrate this competency will:

- Follow up immediately when unanticipated events occur.
- Push for immediate action to resolve issues and make choices.

- Frame decisions and options for project team, not simply facilitate discussions.
- Take on responsibility for dealing with issues for which no one else is taking responsibility.
- Formulate proposals and action plans when a need or gap is identified.
- Quickly surface and raise issues with project team and others.
- Let others know early on when issues have major implications for project.
- Take action to ensure that relevant players are included by others in critical processes or discussions.

Project managers/associates who do not demonstrate this competency will:

- Focus efforts on ensuring that all sides of issues are explored.
- Ask others to formulate initial responses or plans to issues or emerging events.
- Let functional areas resolve resource issues on their own.
- Raise difficult issues or potential problems after their impact is fully understood.
- Avoid interfering or intervening in areas outside own area of expertise.
- Assume team members and others will respond as soon as they can.
- Defer to more experienced team members on how to handle an issue.

Selected consequences for projects/business of not demonstrating this competency are:

- Senior management may be surprised by project-related events.
- Project activities may be delayed due to “miscommunications” or to waiting for functions to respond.
- Effort and resources may be wasted or underutilized.
- Multiple approaches may be pursued in parallel.
- Difficult issues may be left unresolved.

3. Thinks critically: Seeks facts, data, or expert opinion to guide a decision or course of action.

Project managers/associates who demonstrate this competency will:

- Seek input from people with expertise or first-hand knowledge of issues and so on.
- Ask tough, incisive questions to clarify time estimates or to challenge assumptions and be able to understand the answers.
- Immerse self in project information to quickly gain a thorough understanding of a project’s status and key issues.
- Focus attention on key assumptions and root causes when problems or issues arise.
- Quickly and succinctly summarize lengthy discussions.
- Gather data on past projects, and so on, to help determine best future options for a project.
- Push to get sufficient facts and data in order to make a sound judgment.

- Assimilate large volumes of information from many different sources.
- Use formal decision tools when appropriate to evaluate alternatives and identify risks and issues.

Project managers/associates who do not demonstrate this competency will:

- Accept traditional assumptions regarding resource requirements and time estimates.
- Rely on team members to provide information needed.
- Push for a new milestone without determining the reason previous milestone was missed.
- Summarize details of discussions and arguments without drawing conclusions.
- Limit inquiries to standard sources of information.
- Use procedures and tools that are readily available.
- Define role narrowly as facilitating and documenting team members' discussions.

Selected consequences for projects/business of not demonstrating this competency are:

- Commitments may be made to unrealistic or untested dates.
  - High-risk approaches may be adopted without explicit acknowledgment.
  - Projects may take longer to complete than necessary.
  - New findings and results may be incorporated slowly only into current Lilly practices.
  - Major problems may arise unexpectedly.
  - Same issues may be revisited.
  - Project plan may remain unchanged despite major shifts in resources, people, and priorities.
4. Manages risks: Anticipates and allows for changes in priorities, schedules, resources, and changes due to scientific/technical issues.

Project managers/associates who demonstrate this competency will:

- Double-check validity of key data and assumptions before making controversial or potentially risky decisions.
- Create a contingency plan when pursuing options that have clear risks associated with them.
- Maintain ongoing direct contact with “risky” or critical path activities to understand progress.
- Push team members to identify all the assumptions implicit in their estimates and commitments.
- Stay in regular contact with those whose decisions impact the project.
- Let management and others know early on the risks associated with a particular plan of action.
- Argue for level of resources and time estimates that allow for predictable “unexpected” events.
- Pinpoint major sources of scientific risks.

Project managers/associates who do not demonstrate this competency will:

- Remain optimistic regardless of progress.
- Agree to project timelines despite serious reservations.
- Value innovation and new ideas despite attendant risks.
- Accept less experienced team members in key areas.
- Give individuals freedom to explore different options.
- Accept estimates and assessments with minimal discussion.

Selected consequences for projects/business of not demonstrating this competency are:

- Projects may take longer to complete than necessary.
- Project may have difficulty responding to shifts in organizational priorities.
- Major delays could occur if proposed innovative approach proves inappropriate.
- Known problem areas may remain sources of difficulties.
- Project plans may be subject to dramatic revisions.

5. Communicates clearly: Listens well and provides information that is easily understood and useful to others.

Project managers/associates who demonstrate this competency will:

- Present technical and other complex issues in a concise, clear, and compelling manner.
- Target or position communication to address needs or level of understanding of recipient(s) (e.g., medical, senior management).
- Filter data to provide the most relevant information (e.g., does not go over all details but knows when and how to provide an overall view).
- Keep others informed in a timely manner about decision or issues that may impact them.
- Facilitate and encourage open communication among team members.
- Set up mechanisms for regular communications with team members in remote locations.
- Accurately capture key points of complex or extended discussions.
- Spend the time necessary to prepare presentations for management.
- Effectively communicate and represent technical arguments outside own area of expertise.

Project managers/associates who do not demonstrate this competency will:

- Provide all the available details.
- See multiple reminders or messages as inefficient.
- Expect team members to understand technical terms of each other's specialties.
- Reuse communication and briefing materials with different audiences.
- Limit communications to periodic updates.
- Invite to meetings only those who (are presumed to) need to be there or who have something to contribute.
- Rely on technical experts to provide briefings in specialized, technical areas.

Selected consequences for projects/business of not demonstrating this competency are:

- Individuals outside of the immediate team may have little understanding of the project.
- Other projects may be disrupted by “fire drills” or last-minute changes in plan.
- Key decisions and discussions may be inadequately documented.
- Management briefings may be experienced as ordeals by team and management.
- Resources/effort may be wasted or misapplied.

6. Pays attention to details: Systematically documents, tracks, and organizes project details.

Project managers/associates who demonstrate this competency will:

- Remind individuals of due dates and other requirements.
- Ensure that all relevant parties are informed of meetings and decisions.
- Prepare timely, accurate, and complete minutes of meetings.
- Continually update or adjust project documents to reflect decisions and changes.
- Check the validity of key assumptions in building the plan.
- Follow up to ensure that commitments are understood.

Project managers/associates who do not demonstrate this competency will:

- Assume that others are tracking the details.
- See formal reviews as intrusions and waste of time.
- Choose procedures that are least demanding in terms of tracking details.
- Only sporadically review and update or adjust project documents to reflect decisions and other changes.
- Limit project documentation to those formally required.
- Rely on meeting notes as adequate documentation of meetings.

Selected consequences for projects/business of not demonstrating this competency are:

- Coordination with other parts of the organization may be lacking.
- Documentation may be incomplete or difficult to use to review project issues.
- Disagreements may arise as to what was committed to.
- Project may be excessively dependent on the physical presence of manager or associate.

7. Structures the process: Constructs, adapts, or follows a logical process to ensure achievement of objectives and goals.

Project managers/associates who demonstrate this competency will:

- Choose milestones that the team can use for assessing progress.
- Structure meetings to ensure agenda items are covered.
- Identify sequence of steps needed to execute project management process.



- Maintain up-to-date documentation that maps expectations for individual team members.
- Use available planning tools to standardize procedures and structure activities.
- Create simple tools to help team members track, organize, and communicate information.
- Build a process that efficiently uses team members' time, while allowing them to participate in project decision; all team members should not attend all meetings.
- Review implications of discussion or decisions for the project plan as mechanism for summarizing and clarifying discussions.
- Keep discussions moving by noting disagreements rather than trying to resolve them there and then.
- Create and use a process to ensure priorities are established and project strategy is defined.

Project managers/associates who do not demonstrate this competency will:

- Trust that experienced team members know what they are doing.
- Treat complex sequences of activities as a whole.
- Share responsibility for running meetings, formulating agendas, and so on.
- Create plans and documents that are as complete and detailed as possible.
- Provide written documentation only when asked for.
- Allow team members to have their say.

Selected consequences for projects/business of not demonstrating this competency are:

- Projects may receive significantly different levels of attention.
- Project may lack a single direction or focus.
- Planning documents may be incomplete or out of date.
- Presentations and briefings may require large amounts of additional work.
- Meetings may be seen as unproductive.
- Key issues may be left unresolved.
- Other parts of the organization may be unclear about what is expected and when.

8. Focuses on results: Continually focuses own and others' attention on realistic project milestones and deliverables.

Project managers/associates who demonstrate this competency will:

- Stress need to keep project-related activities moving forward.
- Continually focus on ultimate deliverables (e.g., product to market, affirm/disconfirm merits of compound, value of product/program to Lilly) (manager).
- Choose actions in terms of what needs to be accomplished rather than seeking optimal solutions or answers.
- Remind project team members of key project milestones and schedules.
- Keep key milestones visible to the team.
- Use fundamental objective of project as means of evaluating option driving decisions in a timely fashion.

- Push team members to make explicit and public commitments to deliverables.
- Terminate projects or low-value activities in timely fashion.

Project managers/associates who do not demonstrate this competency will:

- Assume that team members have a clear understanding of project deliverables and milestones.
- Approach tasks and issues only when they become absolutely critical.
- Downplay or overlook negative results or outcomes.
- Keep pushing to meet original objectives in spite of new data/major changes.
- Pursue activities unrelated to original project requirements.
- Trust that definite plans will be agreed to once team members are involved in the project.
- Allow unqualified individuals to remain on tasks.
- Make attendance at project planning meetings discretionary.

Selected consequences for projects/business of not demonstrating this competency are:

- Milestones may be missed without adequate explanation.
- Functional areas may be surprised at demand for key resources.
- Commitments may be made to unreasonable or unrealistic goals or schedules.
- Projects may take longer to complete than necessary.
- Objectives and priorities may differ significantly from one team member to another.

9. Builds a team: Creates an environment of cooperation and mutual accountability within and across functions to achieve common objectives.

Project managers/associates who demonstrate this competency will:

- Openly acknowledge different viewpoints and disagreements.
- Actively encourage all team members to participate regardless of their functional background or level in the organization.
- Devote time and resources explicitly to building a team identity and a set of shared objectives.
- Maintain objectivity; avoid personalizing issues and disagreements.
- Establish one-on-one relationship with team members.
- Encourage team members to contribute input in areas outside functional areas.
- Involve team members in the planning process from beginning to end.
- Recognize and tap into the experience and expertise that each team member possesses.
- Solicit input and involvement from different functions prior to their major involvement.
- Once a decision is made, insist that team accept it until additional data become available.
- Push for explicit commitment from team members when resolving controversial issues.

Project managers/associates who do not demonstrate this competency will:

- State what can and cannot be done.
- Assume that mature professionals need little support or team recognition.
- Limit contacts with team members to formal meetings and discussions.
- Treat issues that impact a team member's performance as the responsibility of functional line management.
- Help others only when explicitly asked to do so.
- Be openly critical about other team members' contributions or attitudes.
- Revisit decisions when team members resurface issues.

Selected consequences for projects/business of not demonstrating this competency are:

- Team members may be unclear as to their responsibilities.
- Key individuals may move onto other projects.
- Obstacles and setbacks may undermine overall effort.
- Conflicts over priorities within project team may get escalated to senior management.
- Responsibility for project may get diffused.
- Team members may be reluctant to provide each other with support or accommodate special requests.

10. Manages complexity: Organizes, plans, and monitors multiple activities, people, and resources.

Project managers/associates who demonstrate this competency will:

- Remain calm when under personal attack or extreme pressure.
- Monitor progress on frequent and consistent basis.
- Focus personal efforts on most critical tasks: apply 80–20 rule.
- Carefully document commitments and responsibilities.
- Define tasks and activities to all for monitoring and a sense of progress.
- Break activities and assignments into components that appear doable.
- Balance and optimize workloads among different groups and individuals.
- Quickly pull together special teams or use outside experts in order to address emergencies or unusual circumstances.
- Debrief to capture “best practices” and “lessons learned.”

Project managers/associates who do not demonstrate this competency will:

- Limit the number of reviews to maximize time available to team members.
- Stay on top of all the details.
- Depend on team members to keep track of their own progress.
- Let others know how they feel about an issue or individual.
- Rely on the team to address issues.
- Assume individuals recognize and learn from their own mistakes.

Selected consequences for projects/business of not demonstrating this competency are:

- Projects may receive significantly different levels of attention.
- Projects may take on a life of their own with no clear direction or attainable outcome.
- Responsibility for decisions may be diffused among team members.
- Exact status of projects may be difficult to determine.
- Major issues can become unmanageable.
- Activities of different parts of the business may be uncoordinated.
- Conflicts may continually surface between project leadership and other parts of Lilly.

11. Makes tough decisions: Demonstrates assurance in own abilities, judgments, and capabilities; assumes accountability for actions.

Project managers/associates who demonstrate this competency will:

- Challenge the way things are done and make decisions about how things will get done.
- Force others to deal with the unpleasant realities of a situation.
- Push for reassessment of controversial decisions by management when new information/data become available.
- Bring issues with significant impact to the attention of others.
- Consciously use past experience and historical data to persuade others.
- Confront individuals who are not meeting their commitments.
- Push line management to replace individuals who fail to meet expectations.
- Challenge continued investment in a project if data suggest it will not succeed.
- Pursue or adopt innovative procedures that offer significant potential benefits even where limited prior experience is available.

Project managers/associates who do not demonstrate this competency will:

- Defer to the ideas of more experienced team members.
- Give others the benefit of the doubt around missed commitments.
- Hold off making decisions until the last possible moment.
- Pursue multiple options rather than halt work on alternative approaches.
- Wait for explicit support from others before raising difficult issues.
- Accept senior managers' decisions as "nonnegotiable."
- Rely on the team to make controversial decisions.
- Provide problematic performers with additional resources and time.

Selected consequences for projects/business of not demonstrating this competency are:

- Projects may take longer to complete than necessary.
- Failing projects may be allowed to linger.

- Decisions may be delegated upward.
- Morale of team may be undermined by nonperformance of certain team members.
- “Bad news” may not be communicated until the last minute.
- Key individuals may “bum out” in effort to play catch-up.

12. Builds strategic support: Gets the support and level of effort needed from senior management and others to keep projects on track.

Project managers/associates who demonstrate this competency will:

- Assume responsibility for championing the projects while demonstrating a balance between passion and objectivity.
- Tailor arguments and presentations to address key concerns of influential decision makers.
- Familiarize self with operational and business concerns of major functions within Lilly.
- Use network of contacts to determine best way to surface an issue or make a proposal.
- Push for active involvement of individuals with the experience and influence needed to make things happen.
- Pinpoint the distribution of influence in conflict situations.
- Presell controversial ideas or information.
- Select presenter to ensure appropriate message is sent.
- Ask senior management to help position issues with other senior managers.

Project managers/associates who do not demonstrate this competency will:

- Meet senior management and project sponsors only in formal settings.
- Propose major shifts in direction in group meetings.
- Make contact with key decision makers when faced with obstacles or problems.
- Limit number of face-to-face contacts with “global” partners.
- Treat individuals as equally important.
- Avoid the appearance of “politicking.”
- Depend on other team members to communicate to senior managers in unfamiliar parts of Lilly.

Selected consequences for projects/business of not demonstrating this competency are:

- Viable projects may be killed without clear articulation of benefits.
- “Cultural differences” may limit success of global projects.
- Decisions may be made without the input of key individuals.
- Resistance to changes in project scope or direction may become entrenched before merits of proposals are understood.
- Key individuals/organizations may never buy in to a project’s direction or scope.
- Minor conflicts may escalate and drag on.

## 8.14 HARRIS CORPORATION

---

*All too often, people attend seminars and courses leading to certification as a PMP® credential holder and are overwhelmed by the knowledge presented in the course. They wonder how any corporation could perform all of the activities covered in the information presented in the course and why they must learn all of this information.*

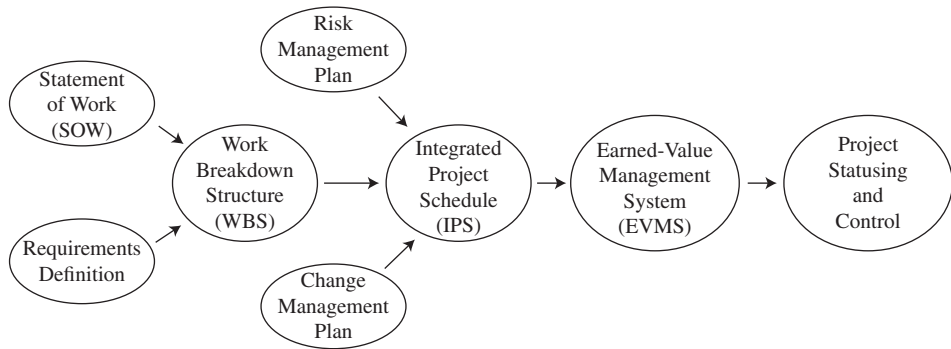
*While it is true that many companies do not need or perform all of the activities that are covered, aerospace and defense contractors are required to perform all of these activities. Aerospace and defense contractors survive on how well they perform the project management processes. When companies like Harris Corporation become exceptionally good in project management and undergo continuous improvement in project management, they outperform their competitors. Harris Corporation has a history of success in project management.*

*The list that follows was provided by Alex Sadowski, formerly a program manager with the Government Communications Systems Division of Harris Corporation. He has over 30 years of experience in a large, diverse customer base including various civilian government and military organizations. His project management activities were concentrated in the Aerospace and Defense Contractor business arena. He was also involved with initiatives for the Harris Division Process Group and the Division Training Steering Committee. Perhaps after reading this section, the reader will have a better understanding and appreciation of why this material is being taught and the complexities of performing in an industry whose life blood and survival rest upon maintaining superior project management capability.*

\* \* \*

1. The basic philosophy for project management applies to all projects no matter what size and what industry is involved. However, each industry has its own unique environment and culture and the application of project management philosophy can take different forms based upon this uniqueness. The aerospace and defense contractor industry's unique environment can be characterized as follows:
  - The environment is dynamic.
  - The schedule is most often aggressive.
  - Changing mission scenarios result in requirements changes.
  - Effective change management is absolutely necessary.
  - This is the first time a project of this type is being done.
  - In most cases the technology envelope is stretched.
  - To complete the project, the development of new technologies is often required.
  - New methodologies have to be developed.
  - Risk management is of paramount importance.
  - Proprietary and/or classified information is involved.
  - This proprietary/classified information hampers open communication.
  - Security considerations affect all aspects of the project.
  - Being overly focused on new and challenging technologies can cause problems with managing the entire project.

- The demands of applying new and developing technologies can be very much overwhelming.
  - The trick is to meet the technological challenge without losing control of cost and schedule.
2. As an aerospace and defense contractor, Harris Corporation has over the years developed detailed processes and procedures that cover all phases of project management, from the identification of an opportunity all the way through to final completion, sell-off, and closure.
  3. These processes and procedures are documented in great detail in the command media and are regularly promulgated via seminars, courses, and general meetings as appropriate.
  4. This process involves many gates (e.g., pursue/no-pursue reviews, bid/no-bid meetings, proposal red teams, pricing reviews, job start-up reviews, regular program reviews, systems requirements reviews, preliminary design reviews, critical design reviews, peer reviews, production readiness reviews, test readiness reviews, final customer reviews, contract closure, etc.)
  5. The processes and methodologies are quite extensive, but there are a few key aspects of this methodology that make everything fall into place and facilitate project success.
  6. Through much experience, sometimes quite painful, we have found that detailed up-front planning is the best approach to achieving project success.
  7. All too often there is the danger that the overexuberance of the project team and the impatience of the customer results in the short circuiting of upfront planning. *This is a recipe for disaster!*
  8. Proper planning has to be based on understanding what the customer has contracted for, the price they have agreed to pay, and the date they expect to see completion.
  9. A comprehensive project plan has to be developed before the full project team is engaged.
  10. Effective planning depends on the following (see Figure 8–5):
    - Work Breakdown Structure (WBS)
    - Integrated Project Schedule (IPS)
    - Earned Value Management System (EVMS)
    - Change Management Planning
    - Risk Management Planning
  11. Both the Statement of Work (SOW) and the Systems Requirements Document (SRD) are used to develop the Work Breakdown Structure (WBS).
    - The SOW identifies what is to be done, any constraints, any special customer gates, the deliverables and the timeframe for the project.
    - The SRD is the official requirements definition upon which the technical aspects of the project are based. This is used to make certain that the required functionality is achieved.



**Figure 8-5.** Effective planning steps.

12. The WBS documents the details of what needs to be accomplished.

- It breaks down the project into its essential parts.
- It provides the basis for assigning tasks and responsibilities.
- It is a hierarchical structure that shows how each of the individual tasks contribute to the major task.
- These individual tasks are essential in defining the schedule and in setting up the EVMS for the project.
- A WBS dictionary is developed that defines each task, and who is responsible for that task.

13. Change management

- Change is inevitable in any project.
- Some changes have no overall impact on the project.
- Some changes can have a dramatic effect on either the cost, schedule, or technical integrity of the effort. There are times when all three of these will be affected. A plan has to developed that allows for:
  - the identification of change
  - the impact of the change
  - how such changes should be addressed (accepted or rejected)
  - how changes are negotiated with the customer
  - how changes to the contract are made and by whom

14. Risk management

- All projects have risks.
- A risk is anything that can affect the successful outcome of a program.



- A risk can impact:
  - Cost
  - Schedule
  - Technical integrity (e.g., Functionality, Reliability, etc.)
- If a risk is not resolved, it then becomes a problem.
- At the very initial planning stages of a project, the risks have to be identified.
- A plan has to be developed that addresses:
  - Identification of risks
  - Definition of their severity
  - Definition of the probability of occurrence
  - Definition of the impact to project success (i.e., cost, schedule, etc.)
  - Risk ranking
  - Risk mitigation
  - Risk retirement

#### 15. The Integrated Project Schedule

- Details the schedule of activities of the project from beginning to end
- Shows the start and stop times of the discrete individual activities
- Shows the interrelationships of all the individual activities
- Identifies the critical path
- Identifies all critical milestones

#### 16. Earned Value Management System

- Facilitates the tracking of the progress of individual activities with respect to schedule and cost adherence
- Objectively shows which tasks are on schedule and whether they are within budget
- Provides a means of continually assessing whether or not a project is on schedule and within budget

#### 17. Project Statusing and Control

- For any project to succeed, continual statusing and control is essential.
- Generally, reports from EVMS should be generated and reviewed every month. For problem projects or those of high risk, weekly statusing via EVMS would be most beneficial.
- EVMS provides a convenient, accurate and ongoing methodology for determining the progress of a project.
- The better the effort on the WBS and the IPS, the more accurate the information obtained from EVMS.
- Realistic and meaningful milestones, sufficiently covering all tasks, are key to the successful use of EVMS.
- Milestones must be tracked regularly (i.e., usually monthly, but as often as weekly if necessary).

- Once milestone accomplishments are accounted for, then schedule and cost statusing can be accomplished.
  - Generation of the Schedule Performance Index (SPI) provides an objective measure of whether or not the project is on schedule.
  - Generation of the Cost Performance Index (CPI) provides an objective measure of whether or not the project is within budget.
  - A new Estimate to Complete (ETC) should be generated regularly (i.e., at monthly statusing) and compared with the project's budgeted cost at completion (BAC).
  - Discrepancies between the ETC and BAC must be analyzed and reconciled. A result should be implementing a plan to get the program back on track.
  - A well-implemented EVMS is a most powerful management tool for the project manager.
  - By considering the value of the SPI, the project manager knows if the project will meet schedule.
  - If the value is less than 1, then the PM knows that the project is behind schedule, and must determine what tasks are falling behind and why, so that appropriate corrective action can be taken.
  - If the value is greater than 1, then it indicates that the project is ahead of schedule. Too much joy should not be had at this time since this could be only a temporary situation. If the value is much greater than 1, that could indicate a problem in the original estimation and planning. This requires detailed analysis.
  - By considering the value of the CPI, the project manager knows if the project will stay within budget.
  - If the value is less than 1, then the PM knows that the project is over-running the budget and must determine which tasks are exceeding cost and why, so that appropriate corrective action can be taken.
  - If the value is greater than 1, then it means that the project is under budget. Caution must be taken here since this can be only a temporary situation. If the value is much greater than 1, then there is likely a problem with the original estimation and planning, and a detailed analysis must be done to determine why the discrepancy.
  - When the project is planned, a budget is established. The budgeted cost of the project is what is expected to be expended at the conclusion of the project and is the BAC. As the project proceeds, actual costs are incurred. By reviewing the actual costs and considering what still needs to be done, the PM can then arrive at an estimate to complete (ETC).
  - By comparing the ETC and BAC, the Variance at Completion (VAC) can be calculated. The VAC indicates whether the project will over-run or under-run.
  - If the VAC indicates an overrun, then an investigation and analysis must be accomplished to identify the problem. Then a course of action can be taken to mitigate the problem.
18. In the demanding and dynamic environment of aerospace and government projects, the use of a well-defined and fully implemented earned value management system can provide the necessary methodology to keep the project on schedule and within budget.

## 8.15 NOKIA: RECOGNIZING THE VALUE OF PROJECT MANAGEMENT EXCELLENCE

---

*Sometimes companies can fail to capitalize on the intellectual property retained by their project managers (including and especially their PMPs) and likewise cannot recognize the contribution they can make to the company. Some companies treat the PMP credentials as just something to put at the end of one's name on a business card or something to put into a proposal as part of competitive bidding efforts. Some companies even provide funding for training programs to obtain the credentials for fear that the workers will seek employment in other firms that provide employees with more opportunities for project management education.*

*But when companies like Nokia (including former Alcatel-Lucent) recognize the value that a project manager brings to the company, there can be a huge ROI on the resulting project management excellence. The ROI can be seen in the form of mentorship for project managers who aspire to become PMPs or wish to recertify their credentials, an advisory council or hotline for projects that are in trouble, or simply by establishing a global project management information network so that all employees worldwide understand current company developments and best practices regarding project management.*

*Good things happen to companies like Nokia that recognize the value of a PM.*

\* \* \*

Nokia strives to increase PM maturity by establishing and deploying an integrated PM *development* framework including a dedicated career path where job descriptions are interlocked with an array of educational opportunities which is flexible and yet focused on PM. We also align these development opportunities with internal certification programs. Internally, the company has branded this focus on project management excellence as “PM@Nokia” and with it, Nokia provides its PMs with a sophisticated set of tools and methods to help them *deliver* projects—to measure and manage risk and to monitor and control project financials. These frameworks (a *development* framework and a *delivery* framework) provide the fundamental platform for achieving PM maturity.

In its North America region, Nokia has conducted Project Management Maturity Assessments in 2014 and 2015, using Kerzner's KPM3 system. Nokia NAM organization scored well above the industry average on maturity levels 1–3 (common tools, common processes, and singular methodology) but also gained insight on areas for improvement including benchmarking and continuous learning (levels 4–5).

Along the way, the company has tuned the combined Global PMOs of all its component companies to assure that it is supporting the full community of project managers which deploy its products and services. In fact, note that the background below comes from the heritage of the companies which make up the new Nokia and highlights the ways in which the company has integrated the best possible characteristics of the programs from the companies which have combined to form the new Nokia.

### **PMP® Study Groups and Virtual Instructor-Led Training**

PMP study groups were established by former Alcatel-Lucent and have since combined and matured to virtual instructor-led PMP prep classes. The PMP study groups were time-zone-based groups, each with 10 to 20 members, which study collaboratively for the PMP® exam under the tutelage of a volunteer instructor. This instructor was typically a newly credentialed PMP who thus had fresh experience with the application process and the exam itself. Meeting at a frequency established by the team, and working in the language in which most members expect to take the test, the Study Groups use the same materials and drill together on subject matter per a model syllabus established by peer project managers at the company, but adapted for the needs of the group. A special PMP® website was established specifically for these teams to ask questions, share findings and, of course, post the fact that they have passed the exam! Students received 30 hours of contact time, which contributes most of what is needed for the exam application, and the instructor can claim valuable professional development units (PDUs) via their service as an instructor. Instructors and students have both reported that this has been an enriching experience, stating, for example, that the Study Groups, “allowed me to meet and learn experiences from other PMs with a background in different areas. This helped me become a stronger PM by using the knowledge gained from these various backgrounds.” Nokia also uses face-to-face and “boot camp” PMP® training as needed.

The former “PM study group” concept has evolved. At Nokia now, these have been become virtual instructor-led classes, sponsored by the Corporate University called NokiaEDU. The sessions now use vendor-provided slides supplemented by “home-grown” examples and exercises, and of course access to vendor-provided practice exam simulations to allow students to gain confidence for the PMP® exam, and for the instructor to work with students to improve areas of the simulations which indicate the need for a “deeper dive” and further review. In addition, these courses take advantage of online books, including PMP® prep materials available via the company’s subscription to an on-line book service.

Nokia has also taken advantage of corporate social media groups (using Microsoft’s Yammer, for example) for providing PMP® preparation resources. In fact, corporate social media use has skyrocketed in the company and now serves as a real-time exchange for PM excellence, not just PMP® preparation.

### **International PM Day Symposium**

Nokia has a long history of providing quality training sessions for its PM community. A quarterly “PM Training Week,” which features webinars on timely topics for PMs, that comes from Nokia heritage has now been supplemented with an annual International PM Day which comes originally from its Alcatel-Lucent heritage.

Nokia celebrates International PM Day, and has been since 2007 (as Alcatel-Lucent at that time), by running an *International PM Day Symposium*, and as such, was one of the first commercial enterprises to buy into the concept or a special recognition day for its PM population. This is a 100% free, internal web-based conference with connectivity by telephone and web-based video. It has been held since 2007, with attendance around 1,000 people at each. A theme is given to the Symposium and presenters submit proposals from which an ad-hoc committee of peer PMs selects for use at the

session. Past themes have included “Project Management that Matters,” and “Project Management—a World of Difference.” Presenters from about 6–8 different countries share lessons learned or tackle a project management knowledge area such as Risk Management. In addition, guest speakers, such as noted authors Dr. Harold Kerzner and Jean Binder (winner of PMI’s David Cleland Award), Dr. Charlie Pellerin from NASA, celebrated PM podcasters Ricardo Vargas, Elizabeth Harrin, Peter Taylor, and Cesar Abeid, or officials of PMI are featured. The symposium is always registered as an internal course, and participating students can collect between 9 and 13 PDUs (12.25 in 2016) for their verified attendance. These sessions are archived and are continuously available for replay through Nokia’s internal employee training center. This tradition continued, with Nokia’s tenth annual International PM Day Symposium in 2016—given the theme “Power Up!” We take the “International” part very seriously. The 2016 session featured authors Gary Nelson (New Zealand), Dr. David Hillson and Susanne Madsen (UK), Liliana Buchtik (Uruguay), Bill Dow (Canada), Arctic research scientist Kamil Jagodzinski (Iceland), PMI VP Brian Weiss (US), and others. It is archived within Nokia’s internal employee training center so that rather than a one-time event, this becomes a training session available at any time to Nokia PMs.

### **Internal Certification**

Aside from the external PMP® certification, which is focused on a framework and vocabulary that is very well accepted by project managers worldwide (and, importantly, Nokia’s customers), Nokia realizes that certification of its project managers in the specific methods of running projects for those customers is also important. Nokia does indeed have a career progression for managing increasingly large and important, complex, geographically and technically diverse, and strategically important projects; and has an internal certification program that goes along with that progression.

For the larger projects, internal certification requires the presentation of project success to a “jury board” made up of peers and PM leadership who assess the candidate and their submission for possible award of certification. The focus here is on accomplishments, and demonstration of the actual use of Nokia’s proprietary methods and tools to achieve the project outcome for the customer on time, within budget, and meeting all requirements while minimizing threats and maintaining solid teamwork and communications throughout.

### **Roundtables and Peer-to-Peer Learning**

In addition to the real-time exchange, the formal university-style training, the PM Week sessions and International PM Day, the company from time-to-time (often driven by grassroots requests) sponsors periodic one-hour webinars focused on a specific topic and led by a subject matter expert from inside or outside of Nokia. The sessions are casual, creative, and provide the student with one PDU. These are archived and indexed, and become part of the mélange of learning options available to the project management community at Nokia.

## Other PM Learning Options

The Global PMO works closely with Nokia's internal learning organization to assure that there is always a wide array of competency-matched PM resources for study, including a set of general PM training e-learning courses, specialized classes in Nokia PM methods, templates, and tools, and a collection of up-to-date books and reference documents. As stated above, however, the latest learning opportunity comes from our ability to share learning amongst the PM community so that best practices and lessons learned can be shared energetically, productively, and globally through enterprise networking tools.

## 8.16 HEWLETT-PACKARD ---

*The quality of the project management training and education a company's employees receive is, along with executive buy-in, one of the most important factors in achieving success and ultimately excellence in project management. The training could be for both the employees of the company as well as for its suppliers who must interface with the customer's project management methodology. Let's look at some case examples of effective training programs.*

*Hewlett-Packard is clearly committed to program and project management development.*

\* \* \*

### PM Development

HP Services has a comprehensive Program Management Development Program (PMDP) with courses that cover all aspects of program and project management training. A standard curriculum with over 100 courses is implemented throughout the world covering program/project leadership, management, communication, risk management, contracting, managing business performance, scheduling and cost control, and quality. The courses are based on PMI's *A Guide to the Project Management Body of Knowledge (PMBOK® Guide)*. The curriculum also encompasses specialized courses on key HP internal topics, such as the program methodology, as well as essential business and financial management aspects of projects.

All courses taught in HP's PMDP curriculum are registered in PMI's Registered Education Provider (REP) Program to ensure a consistent basis and oversight. PMDP won an Excellence in Practice award in career development and organizational learning from the American Society for Training & Development (ASTD), the world's leading resource on workplace learning and performance issues.

Even the most experienced HP PMs continue development activities to strengthen their knowledge and skills. HP Services sponsors the Project Management University (PMU) Program. PMU consists of five-day symposiums in each major geographical area (Americas, Asia/Pacific and Europe) and one day events held in HP offices. These events provide project managers with an opportunity to devote concentrated time to study and to exchange knowledge and ideas with other HP project managers from around the world and in their local geography. PMU has been recognized for excellence by both ASTD and PMI.

**PMP® Certification**

HP has a well-established program to encourage and support our project managers to achieve certification. HP Services has over 5000 individuals who have earned the PMP® (Project Management Professional) certification from PMI.

**PMI Support**

HP actively supports the Project Management Institute (PMI), a nonprofit organization with more than 265,000 members. PMI has set standards for Project Management excellence that are recognized by the industry and our customers worldwide.

HP employees participate on a number of PMI boards and committees, including the Global Corporate Council, Global Accreditation Center, Research Program Membership Advisory Group, development of the Certified Associate in Project Management (CAPM), development of Certificates of Added Qualification (CAQ) in IT Systems, IT Networks, and Project Management Office, *PMBOK® Guide* review, and *PMBOK® Guide* Update Teams. Many HP employees hold leadership positions in PMI Chapters and SIGs throughout the world.



## Informal Project Management

### 9.0 INTRODUCTION

---

Over the past 30 years, one of the most significant changes in project management has been the idea that informal project management does work. In the 1950s and 1960s, the aerospace, defense, and large construction industries were the primary users of project management tools and techniques. Because project management was a relatively new management process, customers of the contractors and subcontractors wanted evidence that the system worked. Documentation of the policies and procedures to be used became part of the written proposal. Formal project management, supported by hundreds of policies, procedures, and forms, became the norm. After all, why would a potential customer be willing to sign a \$10 million contract for a project to be managed informally?

This chapter clarifies the difference between informal and formal project management, then discusses the four critical elements of informal project management.

### 9.1 INFORMAL VERSUS FORMAL PROJECT MANAGEMENT

---

Formal project management has always been expensive and time-consuming. In the early years, the time and resources spent on preparing written policies and procedures had a purpose: They placated the customer. As project management became established, formal documentation was created mostly for the customer. Contractors began managing more informally, while the customer was still paying for formal project management documentation. Table 9–1 shows the major differences between formal and informal project management. As you can see, the most relevant difference is the amount of paperwork.



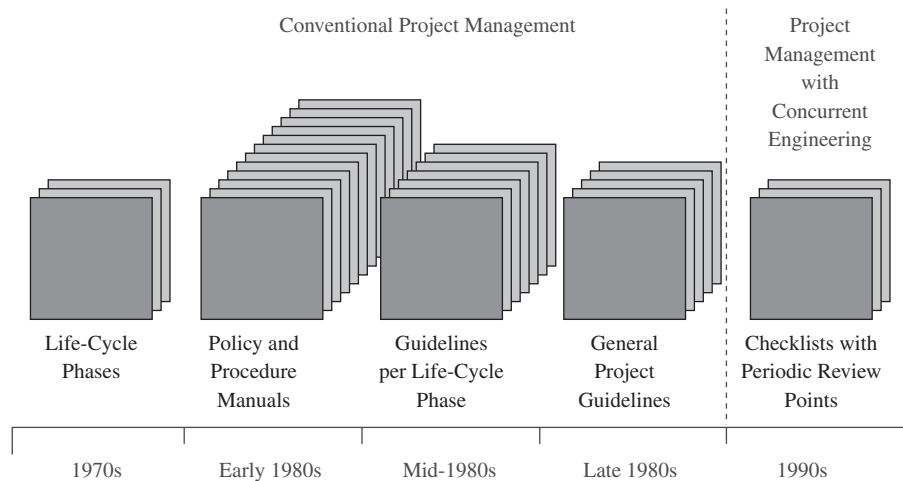
**TABLE 9-1. FORMAL VERSUS INFORMAL PROJECT MANAGEMENT**

Factor	Formal Project Management	Informal Project Management
Project manager's level	High	Low to middle
Project manager's authority	Documented	Implied
Paperwork	Exorbitant	Minimal

Paperwork is expensive. Even a routine handout for a team meeting can cost \$500 to \$2,000 per page to prepare. Executives in excellent companies know that paperwork is expensive. They encourage project teams to communicate without excessive amounts of paper. However, some people are still operating under the mistaken belief that ISO 9000 certification requires massive paperwork.

Figure 9-1 shows the changes in paperwork requirements in project management. The early 1980s marked the heyday for lovers of paper documentation. At that time, the average policies and procedures manual probably cost between \$3 million and \$5 million to prepare initially and \$1 million to \$2 million to update yearly over the lifetime of the development project. Project managers were buried in forms to complete to the extent that they had very little time left for actually managing the projects. Customers began to complain about the high cost of subcontracting, and the paperwork boom started to fade.

Real cost savings did not materialize until the early 1990s with the growth of concurrent engineering. Concurrent engineering shortened product development times by taking activities that had been done in series and performing them in parallel instead. This change increased the level of risk in each project, which required that project

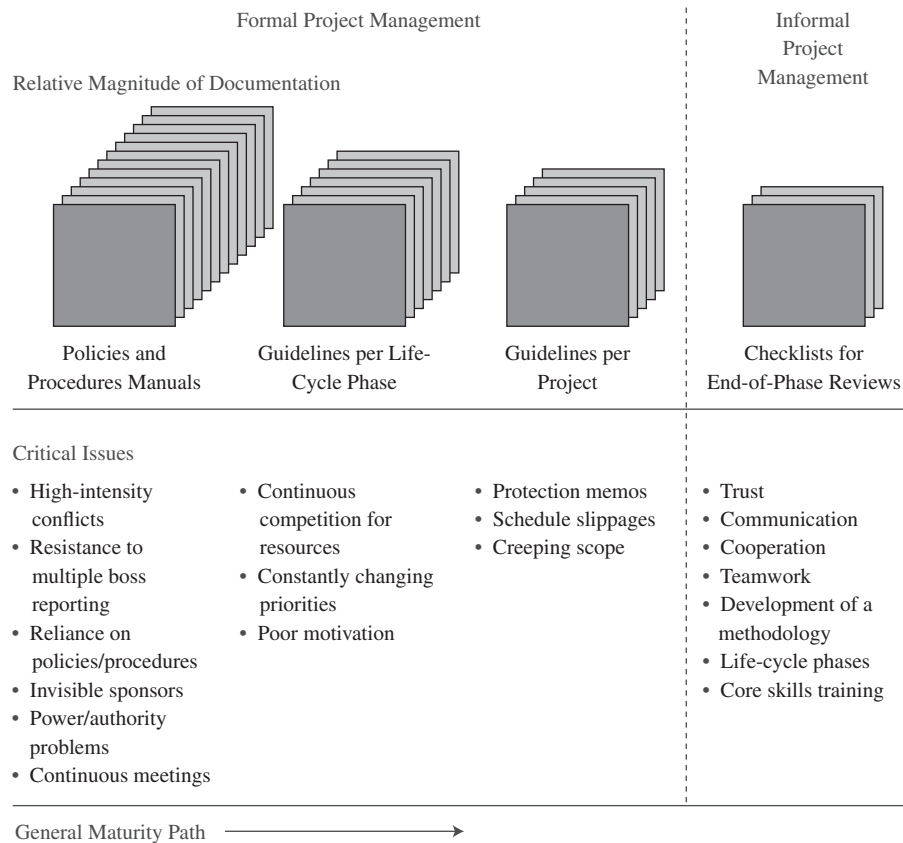
**Figure 9-1** Evolution of policies, procedures, and guidelines.

Source: Reprinted from H. Kerzner, *In Search of Excellence in Project Management* (Hoboken, NJ: Wiley, 1998), p. 196.

management back away from some of its previous practices. Formal guidelines were replaced by less detailed and more generic checklists.

Policies and procedures represent formality. Checklists represent informality. But informality does not eliminate project paperwork altogether. It reduces paperwork requirements to minimally acceptable levels. To move from formality to informality demands a change in organizational culture (see Figure 9–2). The four basic elements of an informal culture are these:

1. Trust
2. Communication
3. Cooperation
4. Teamwork



**Figure 9–2.** Evolution of paperwork and change of formality levels.

Source: Reprinted from H. Kerzner, *In Search of Excellence in Project Management* (Hoboken, NJ: Wiley, 1998), p. 198.

Large companies quite often cannot manage projects on an informal basis although they want to. The larger the company, the greater the tendency for formal project management to take hold. A former vice president of IOC sales operations and customer service at Nortel Networks believes:

The introduction of enterprise-wide project process and tools standards in Nortel Networks and the use of pipeline metrics (customer-defined, industry standard measures) provides a framework for formal project management. This is necessary given the complexity of telecom projects we undertake and the need for an integrated solution in a short time frame. The Nortel Networks project manager crosses many organizational boundaries to achieve the results demanded by customers in a dynamic environment.

Most companies manage either formally or informally. However, if your company is project-driven and has a very strong culture for project management, you may have to manage either formally or informally based on the needs of your customers.

## 9.2 TRUST

---

Trusting everyone involved in executing a project is critical. You wake up in the morning, get dressed, and climb into your car to go to work. On a typical morning, you operate the foot pedal for your brakes maybe 50 times. You have never met the people who designed, manufactured, or installed the brakes. Yet you still give no thought to whether the brakes will work when you need them. No one broadsides you on the way to work. You do not run over anyone. Then you arrive at work and push the button for the elevator. You have never met the people who designed, manufactured, installed, or inspected the elevator. But again you feel perfectly comfortable riding the elevator up to your floor. By the time you get to your office at 8 A.M., you have trusted your life to uncounted numbers of people whom you have never even met. Still, you sit down in your office and refuse to trust the person in the next office to make a \$50 decision.

Trust is the key to the successful implementation of informal project management. Without it, project managers and project sponsors would need all that paperwork just to make sure that everyone working on their projects was doing the work just as he or she had been instructed. Trust is also key in building a successful relationship between the contractor/subcontractor and the client. Let's look at an example.

Perhaps the best application of informal project management that I have seen occurred several years ago in the Heavy Vehicle Systems Group of Bendix Corporation. Bendix hired a consultant to conduct a three-day training program. The program was custom designed, and during the design phase the consultant asked the vice president and general manager of the division whether he wanted to be trained in formal or informal project management. The vice president opted for informal project management. What was the reason for his decision? The culture of the division was already based on trust. Line managers were not hired solely based on technical expertise. Hiring and promotions were based on how well the new manager would communicate and cooperate with the other line managers and project managers in making decisions in the best interests of both the company and the project.

**TABLE 9–2. BENEFITS OF TRUST IN CUSTOMER–CONTRACTOR WORKING RELATIONSHIPS**

<b>Without Trust</b>	<b>With Trust</b>
Continuous competitive bidding	Long-term contracts, repeat business, and sole-source contracts
Massive documentation	Minimal documentation
Excessive customer–contractor team meetings	Minimal number of team meetings
Team meetings with documentation	Team meetings without documentation
Sponsorship at executive levels	Sponsorship at middle-management levels

When the relationship between a customer and a contractor is based on trust, numerous benefits accrue to both parties. The benefits are apparent in companies such as Hewlett-Packard, Computer Associates, and various automobile subcontractors. Table 9–2 shows the benefits.

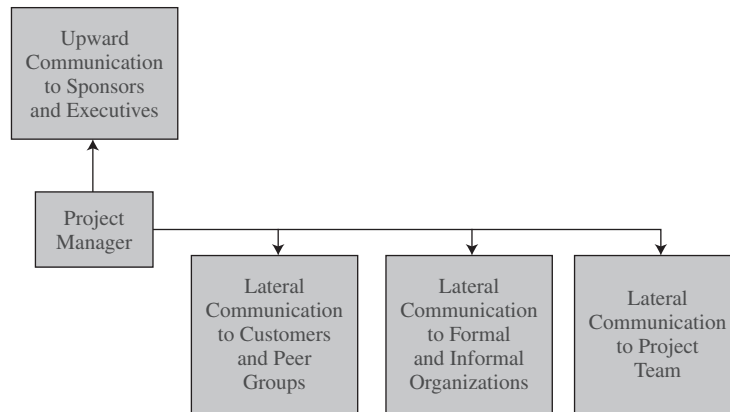
### 9.3 COMMUNICATION

In traditional, formal organizations, employees usually claim that communication is poor. Senior managers, however, usually think that communication in their company is just fine. Why the disparity? In most companies, executives are inundated with information communicated to them through frequent meetings and dozens of weekly status reports coming from every functional area of the business. The quality and frequency of information moving down the organizational chart are less consistent, especially in more formal companies. But whether it is a problem with the information flowing up to the executive level or down to the staff, the problem usually originates somewhere upstairs. Senior managers are the usual suspects when it comes to requiring reports and meetings. And many of those reports and meetings are unnecessary and redundant.

Most project managers prefer to communicate verbally and informally. The cost of formal communication can be high. Project communication includes dispensing information on decisions made, work authorizations, negotiations, and project reports. Project managers in excellent companies believe that they spend as much as 90 percent of their time on internal interpersonal communication with their teams. Figure 9–3 illustrates the communication channels used by a typical project manager. In project-driven organizations, project managers may spend most of their time communicating externally to customers and regulatory agencies.

Good project management methodologies promote not only informal project management but also effective communications laterally as well as vertically. The methodology itself functions as a channel of communication. A senior executive at a large financial institution commented on his organization’s project management methodology, called Project Management Standards (PMS):

The PMS guides the project manager through every step of the project. The PMS not only controls the reporting structure but also sets the guidelines for who should be involved in the project itself and the various levels of review. This creates an excellent



**Figure 9-3.** Internal and external communication channels for project management.  
 Source: Reprinted from H. Kerzner, *In Search of Excellence in Project Management* (Hoboken, NJ: Wiley, 1998), p. 200.

communication flow between the right people. The communication of a project is one of the most important factors for success. A great plan can only go so far if it is not communicated well.

Most companies believe that a good project management methodology will lead to effective communications, which will allow the firm to manage more informally than formally. The question, of course, is how long it will take to achieve effective communications. With all employees housed under a single roof, the timeframe can be short. For global projects, geographical dispersion and cultural differences may mandate decades before effective communication will occur. Even then, there is no guarantee that global projects will ever be managed informally.

Suzanne Zale, Hewlett-Packard operations director, emphasized:

With any global project, communications becomes more complex. It will require much more planning up front. All constituents for buy-in need to be identified early on. In order to leverage existing subject matter, experts conversant with local culture, and suppliers, the need for virtual teams becomes more obvious. This increases the difficulty for effective communications.

The mechanism for communication may also change drastically. Face-to-face conversations or meetings will become more difficult. We tend to rely heavily on electronic communications, such as video and telephone conferencing and electronic mail. The format for communications needs to be standardized and understood up front so that information can be sent out quickly. Communications will also take longer and require more effort because of cultural and time differences.

One of the implied assumptions for informal project management to exist is that employees understand their organizational structure and their roles and responsibilities within both the organizational and the project structure. Forms such as the linear responsibility chart and the responsibility assignment matrix are helpful. Communication tools are not used today with the same frequency as in the 1970s and 1980s.

For multinational projects, the organizational structure, roles, and responsibilities must be clearly delineated. Effective communications is of paramount importance and probably must be accomplished more formally than informally.

As Suzanne Zale stated:

For any global project, the organizational structure must be clearly defined to minimize any potential misunderstandings. It is best to have a clear-cut definition of the organizational chart and roles and responsibilities. Any motivation incentives must also contemplate cultural differences. The drivers and values for different cultures can vary substantially.

The two major communication obstacles that must be overcome when a company truly wants to cultivate an informal culture are what I like to call hernia reports and forensic meetings. Hernia reports result from senior management's belief that that which has not been written has not been said. Although there is some truth to such a belief, the written word comes with a high price tag. We need to consider more than just the time consumed in the preparation of reports and formal memos. There is all the time that recipients spend reading them as well as all the support time taken up in processing, copying, distributing, and filing them.

Status reports written for management are too long if they need a staple or a paper clip. Project reports greater than five or 10 pages often are not even read. In companies excellent in project management, internal project reports answer these three questions as simply as possible:

1. Where are we today?
2. Where will we end up?
3. Are there any problems that require management's involvement?

All of these questions can be answered on one sheet of paper.

The second obstacle is the forensic team meeting. A forensic team meeting is a meeting scheduled to last 30 minutes that actually lasts for more than three hours. Forensic meetings are created when senior managers meddle in routine work activities. Even project managers fall into this trap when they present information to management that management should not be dealing with. Such situations are an invitation to disaster.

## 9.4 COOPERATION

---

Cooperation is the willingness of individuals to work with others for the benefit of all. It includes the voluntary actions of a team working together toward a favorable result. In companies excellent in project management, cooperation is the norm and takes place without the formal intervention of those in authority. The team members know the right thing to do, and they do it.

In the average company (or the average group of any kind, for that matter), people learn to cooperate as they get to know each other. That takes time, something usually

in short supply for project teams. But companies such as Ericsson Telecom AB, the General Motors Powertrain Group, and Hewlett-Packard create cultures that promote cooperation to the benefit of everyone.

## 9.5 TEAMWORK

---

Teamwork is the work performed by people acting together with a spirit of cooperation under the limits of coordination. Some people confuse teamwork with morale, but morale has more to do with attitudes toward work than it has to do with the work itself. Obviously, however, good morale is beneficial to teamwork.

In excellent companies, teamwork has these characteristics:

- Employees and managers share ideas with each other and establish high levels of innovation and creativity in work groups.
- Employees and managers trust each other and are loyal to each other and the company.
- Employees and managers are committed to the work they do and the promises they make.
- Employees and managers share information freely.
- Employees and managers are consistently open and honest with each other.

Making people feel that they are part of a team does not necessarily require a great deal of effort. Consider the situation at the Engineering and Construction Services Division of Dow Chemical Corporation several years ago. Dow Chemical had requested a trainer to develop a project management training course. The trainer interviewed several of the seminar participants before the training program to identify potential problem areas. The biggest problem appeared to be a lack of teamwork. This shortcoming was particularly evident in the drafting department. The drafting department personnel complained that too many changes were being made to the drawings. They simply could not understand the reasons behind all the changes.

The second problem identified, and perhaps the more critical one, was that project managers did not communicate with the drafting department once the drawings were complete. The drafting people had no idea of the status of the projects they were working on, and they did not feel as though they were part of the project team.

During the training program, one of the project managers, who was responsible for constructing a large chemical plant, was asked to explain why so many changes were being made to the drawings on his project. He said, "There are three reasons for the changes. First, the customers don't always know what they want up front. Second, once we have the preliminary drawings to work with, we build a plastic model of the plant. The model often shows us that equipment needs to be moved for maintenance or safety reasons. Third, sometimes we have to rush into construction well before we have final approval from the Environmental Protection Agency. When the agency finally gives its approval, that approval is often made contingent on making major structural changes

to the work already complete.” One veteran employee at Dow commented that in his 15 years with the company, no one had ever before explained the reasons behind drafting changes.

The solution to the problem of insufficient communication was also easy to repair once it was out in the open. Project managers promised to take monthly snapshots of the progress on building projects and share them with the drafting department. The drafting personnel were delighted and felt more like a part of the project team.

## 9.6 COLOR-CODED STATUS REPORTING ---

The use of colors for status reporting, whether it is for printed reports or intranet-based visual presentations, has grown significantly. Color-coded reports encourage informal project management to take place. Colors can reduce risks by alerting management quickly that a potential problem exists. One company prepared complex status reports but color coded the right-hand margins of each page designed for specific audiences and levels of management. One executive commented that he now reads only those pages that are color-coded for him specifically rather than having to search through the entire report. In another company, senior management discovered that color-coded intranet status reporting allowed senior management to review more information in a timely manner just by focusing on those colors that indicated potential problems. Colors can be used to indicate:

- Status has not been addressed.
- Status is addressed, but no problems exist.
- Project is on course.
- A potential problem might exist in the future.
- A problem definitely exists and is critical.
- No action is to be taken on this problem.
- Activity has been completed.
- Activity is still active and completion date has passed.

## 9.7 CRISIS DASHBOARDS ---

Over the past several years, dashboards have become common for presenting project status information to the project team, clients, and stakeholders. The purpose of a dashboard is to convert raw data into meaningful information that can easily be understood and used for informed decision making. The dashboard provides the viewer with situational awareness of what the information means now and what it might mean in the future if the existing trends continue. Dashboards function as communication tools that allow us to go to paperless project management, to hold fewer meetings, and to eliminate waste.



Projects in today's environment are significantly more complex than many of the projects managed in the past. With today's projects, governance is performed by a governance committee rather than just a single project sponsor. Each stakeholder or member of the governance committee may very well require different metrics and key performance indicators (KPIs). If each stakeholder wishes to view 20 to 30 metrics, the costs of metric measurement and reporting can be significant and can defeat the purpose of going to paperless project management.

The solution to effective communications with stakeholders and governance groups is to show them that they can most likely get all of the critical data they need for informed decision making with 6 to 10 metrics or KPIs that can be displayed on one computer screen. This is not always the case, and drill-down to other screens may be necessary. But, in general, one computer screen shot should be sufficient.

If an out-of-tolerance condition or crisis situation exists with any of the metrics or KPIs on the dashboard screen, then the situation should be readily apparent to the viewer. But what if the crisis occurs due to metrics that do not appear on the screen? In this case, the viewer will be immediately directed to a crisis dashboard that shows all of the metrics that are out of tolerance. The out-of-tolerance metrics will remain on the crisis dashboard until such time when the crisis or out-of-tolerance conditions are corrected. Each stakeholder will now see the regular screen shot and then be instructed to look at the crisis screen shot.

### **Defining a Crisis**

A crisis can be defined as any event, whether expected or not, that can lead to an unstable or dangerous situation affecting the outcome of the project. Crises imply negative consequences that can harm the organization, its stakeholders, and the general public. The crisis can result in changes to the firm's business strategy, how it interfaces with the enterprise environmental factors, how the firm's social consciousness is exhibited, and the way it maintains customer satisfaction. A crisis does not necessarily mean that the project will fail; nor does it mean that the project should be terminated. The crisis could simply be that the project's outcome will not occur as expected.

Some crises may appear gradually and can be preceded by early warning signs. These crises can be referred to as smoldering crises. The intent of metrics and dashboards is to identify trends that could indicate that a crisis may be approaching and provide the project manager with sufficient time to develop contingency plans. The earlier you know about the impending crisis, the more options you may have available as a remedy.

How do we determine whether the out-of-tolerance condition is just a problem or a crisis? The answer is in the potential damage that can occur. If any of the following can occur, then the situation would most likely be treated as a crisis:

- There is a significant threat to the outcome of the project.
- There is a significant threat to the organization as a whole, its stakeholders, and possibly the general public.
- There is a significant threat to the firm's business model and strategy.

- There is a significant threat to worker health and safety.
- There is a significant threat to consumers, such as with product tampering.
- There is a possibility for loss of life.
- There is the possibility of work delays because systems are being redesigned.
- There is the possibility of work delays due to necessary organizational changes.
- There is a significant chance that the firm's image or reputation will be damaged.
- There is a significant chance that the deterioration in customer satisfaction could result in current and future loss of significant revenue.

It is important to understand the difference between risk management and crisis management. According to Wikipedia:

In contrast to risk management, which involves assessing potential threats and finding the best ways to avoid those threats, crisis management involves dealing with threats before, during, and after they have occurred. It is a discipline within the broader context of management consisting of skills and techniques required to identify, assess, understand, and cope with a serious situation, especially from the moment it first occurs to the point that recovery procedures start.<sup>4</sup>

Crises often require that immediate decisions be made. Effective decision making requires information. If one metric appear to be in a crisis mode and shows up on the crisis dashboard, viewers may find it necessary to look at several other metrics, which may not be in a crisis mode and may not appear on the crisis dashboard but are possible causes of the crisis. Looking at metrics on dashboards is a lot easier than reading reports.

The difference between a problem and a crisis is like beauty; it is in the eyes of the beholder. What one stakeholder sees as a problem, another stakeholder may see it as a crisis. Table 9–3 shows how difficult it is to make the differentiation.

We can now draw the following conclusions about crisis dashboards:

- It is not always clear to the viewers what does or does not constitute a “crisis.”
- Not all problems are crises.
- Sometimes unfavorable trends are treated as a crisis and appear on crisis dashboards.
- The crisis dashboard may contain a mixture of crisis metrics and metrics that are treated as just problems.
- The metrics that appear on a traditional dashboard reporting system may have to be redrawn when placed on a crisis dashboard to make sure that they are easily understood.
- Crisis metrics generally imply that the situation must be monitored closely or that some decisions must be made.

---

4. Wikipedia contributors, “Crisis Management,” *Wikipedia, The Free Encyclopedia*, [https://en.wikipedia.org/wiki/Crisis\\_management](https://en.wikipedia.org/wiki/Crisis_management)

**TABLE 9–3. DIFFERENTIATING BETWEEN A PROBLEM AND A CRISIS**

<b>Metric/KPI</b>	<b>Problem</b>	<b>Crisis</b>
Time	The project will be late but still acceptable to the client.	The project will be late and client is considering cancellation.
Cost	Costs are being overrun but the client can provide additional funding.	Costs are being overrun and no additional funding is available. Cancellation is highly probable.
Quality	The customer is unhappy with the quality but can live with it.	Quality of the deliverables is unacceptable, personal injury is possible, the client may cancel the contract, and no further work may come from this client.
Resources	The project is either understaffed or the resources assigned have marginal skills to do the job. A schedule delay is probably.	The quality or lack of resources will cause a serious delay in the schedule and the quality of workmanship may be unacceptable such that the project may be canceled.
Scope	There are numerous scope changes, which cause changes to the baselines. Delays and cost overruns are happening but are acceptable to the client for now.	The number of scope changes has led the client to believe that the planning is not correct and more scope changes will occur. The benefits of the project no longer outweigh the cost, and project termination is likely.
Action Items	The client is unhappy with the amount of time taken to close out action items, but the impact on the project is small.	The client is unhappy with the amount of time taken to close out action items, and the impact on the project is significant. Governance decisions are being delayed because of the open action items, and the impact on the project may be severe.
Risks	Significant risk levels exist, but the team may be able to mitigate some of the risks.	The potential damage that can occur because of the severity of the risks is unacceptable to the client.
Assumptions and constraints	New assumptions and constraints have appeared and may adversely affect the project.	New assumptions and constraints have appeared such that significant project replanning will be necessary. The value of the project may no longer be there.
Enterprise Environmental Factors	The enterprise environmental factors have changes and may adversely affect the project.	The new enterprise environmental factors will greatly reduce the value and expected benefits of the project.

## 9.8 INFORMAL PROJECT MANAGEMENT AT WORK

Let's review two case studies that illustrate informal project management in action.

### Polk Lighting

Polk Lighting (a pseudonym) is a \$35 million company located in Jacksonville, Florida. The company manufactures lamps, flashlights, and a variety of other lighting instruments. Its business is entirely based in products and services, and the company does not take on contract projects from outside customers. The majority of the company's stock is publicly traded. The president of Polk Lighting has held his position since the company's startup in 1985.

In 1994, activities at Polk centered on the research and development (R&D) group, which the president oversaw personally, refusing to hire an R&D director. The president believed in informal management for all aspects of the business, but he had a hidden agenda for wanting to use informal project management. Most companies use informal project management to keep costs down as far as possible, but the president of Polk favored informal project management so that he could maintain control of the R&D group. However, if the company were to grow, the president would need to add more management structure, establish tight project budgets, and possibly make project management more formal than it had been. Also, the president would probably be forced to hire an R&D director.

Pressure from the company's stockholders eventually forced the president to allow the company to grow. When growth made it necessary for the president to take on heavier administrative duties, he finally hired a vice president of R&D.

Within a few years, the company's sales doubled, but informal project management was still in place. Although budgets and schedules were established as the company grew, the actual management of the projects and the way teams worked together remained informal.

### **Boeing Aerospace (1970s)**

Several decades ago, Boeing was the prime contractor for the U.S. Air Force's new short-range attack missile (SRAM) and awarded a subcontract for developing the missile's propulsion system to the Thiokol Corporation.

It is generally assumed that communication between large customers and contractors must be formal because of the potential for distrust when contracts are complex and involve billions of dollars. The use of on-site representatives, however, can change a potentially contentious relationship into one of trust and cooperation when informality is introduced into the relationship.

Two employees from Boeing were carefully chosen to be on-site representatives at the Thiokol Corporation to supervise the development of the missile's propulsion system. The working relationship between Thiokol's project management office and Boeing's on-site representatives quickly developed into shared trust. Team meetings were held without the exchange of excessive documentation. And each party agreed to cooperate with the other. The Thiokol project manager trusted Boeing's representatives well enough to give them raw data from test results even before Thiokol's engineers could formulate their own opinions on the data. Boeing's representatives in turn promised that they would not relay the raw data to Boeing until Thiokol's engineers were ready to share their results with their own executive sponsors.

The Thiokol–Boeing relationship on this project clearly indicates that informal project management can work between customers and contractors. Large construction contractors have had the same positive results in using informal project management and on-site representatives to rebuild trust and cooperation. Informality is not a replacement for formal project management activities. Rather, it simply means that some activities can be done more informally rather than formally. Formal and informal communications can exist simultaneously.



## Behavioral Excellence

### 10.0 INTRODUCTION

---

Previously, we saw that companies excellent in project management strongly emphasize training for behavioral skills. In the past it was thought that project failures were due primarily to poor planning, inaccurate estimating, inefficient scheduling, and lack of cost control. Today, excellent companies realize that project failures have more to do with behavioral shortcomings—poor employee morale, negative human relations, low productivity, and lack of commitment.

This chapter discusses these human factors in the context of situational leadership and conflict resolution. It also provides information on staffing issues in project management. Finally, the chapter offers advice on how to achieve behavioral excellence.

### 10.1 SITUATIONAL LEADERSHIP

---

As project management has begun to emphasize behavioral management over technical management, situational leadership has also received more attention. The average size of projects has grown, and so has the size of project teams. Process integration and effective interpersonal relations have also taken on more importance as project teams have gotten larger. Project managers now need to be able to talk with many different functions and departments. There is a contemporary project management proverb that goes something like this: “When researcher talks to researcher, there is 100 percent understanding. When researcher talks to manufacturing, there is 50 percent understanding. When researcher talks to sales, there is zero percent understanding. But the project manager talks to all of them.”

Randy Coleman, former senior vice president of the Federal Reserve Bank of Cleveland, emphasizes the importance of tolerance:

The single most important characteristic necessary in successful project management is tolerance: tolerance of external events and tolerance of people's personalities. Generally, there are two groups here at the Fed—lifers and drifters. You have to handle the two groups differently, but at the same time you have to treat them similarly. You have to bend somewhat for the independents (younger drifters) who have good creative ideas and whom you want to keep, particularly those who take risks. You have to acknowledge that you have some trade-offs to deal with.

A senior project manager in an international accounting firm states how his own leadership style has changed from a traditional to a situational leadership style since becoming a project manager:

I used to think that there was a certain approach that was best for leadership, but experience has taught me that leadership and personality go together. What works for one person won't work for others. So you must understand enough about the structure of projects and people and then adopt a leadership style that suits your personality so that it comes across as being natural and genuine. It's a blending of a person's experience and personality with his or her style of leadership.

Many companies start applying project management without understanding the fundamental behavioral differences between project managers and line managers. If we assume that the line manager is not also functioning as the project manager, here are the behavioral differences:

- Project managers have to deal with multiple reporting relationships. Line managers report up a single chain of command.
- Project managers have very little real authority. Line managers hold a great deal of authority by virtue of their titles.
- Project managers often provide no input into employee performance reviews. Line managers provide formal input into the performance reviews of their direct reports.
- Project managers are not always on the management compensation ladder. Line managers always are.
- The project manager's position may be temporary. The line manager's position is permanent.
- Project managers sometimes are a lower grade level than the project team members. Line managers usually are paid at a higher grade level than their subordinates.

Several years ago, when what is now AT&T Ohio, then known as Ohio Bell, was still a subsidiary of American Telephone and Telegraph (AT&T), a trainer was hired to conduct a three-day course on project management. During the customization process, the trainer was asked to emphasize planning, scheduling, and controlling and not to bother with the behavioral aspects of project management. At that time, AT&T offered

a course on how to become a line supervisor that all of the seminar participants had already taken. In the discussion that followed between the trainer and the course content designers, it became apparent that leadership, motivation, and conflict resolution were being taught from a superior-to-subordinate point of view in AT&T's course. When the course content designers realized from the discussion that project managers provide leadership, motivation, and conflict resolution to employees who do not report directly to them, the trainer was allowed to include project management-related behavioral topics in the seminar.

Organizations must recognize the importance of behavioral factors in working relationships. When they do, they come to understand that project managers should be hired for their overall project management competency, not for their technical knowledge alone. Brian Vannoni, formerly site training manager and principal process engineer at GE Plastics, described his organization's approach to selecting project managers:

The selection process for getting people involved as project managers is based primarily on their behavioral skills and their skills and abilities as leaders with regard to the other aspects of project management. Some of the professional and full-time project managers have taken senior engineers under their wing, coached and mentored them, so that they learn and pick up the other aspects of project management. But the primary skills that we are looking for are, in fact, the leadership skills.

Project managers who have strong behavioral skills are more likely to involve their teams in decision making, and shared decision making is one of the hallmarks of successful project management. Today, project managers are more managers of people than they are managers of technology. According to Robert Hershock, former vice president at 3M:

The trust, respect, and especially the communications are very, very important. But I think one thing that we have to keep in mind is that a team leader isn't managing technology; he or she is managing people. If you manage the people correctly, the people will manage the technology.

In addition, behaviorally oriented project managers are more likely to delegate responsibility to team members than technically strong project managers. In 1996, Frank Jackson, formerly a senior manager at MCI, said:

Team leaders need to have a focus and a commitment to an ultimate objective. You definitely have to have accountability for your team and the outcome of your team. You've got to be able to share the decision making. You can't single out yourself as the exclusive holder of the right to make decisions. You have got to be able to share that. And lastly again, just to harp on it one more time, is communications. Clear and concise communication throughout the team and both up and down a chain of command is very, very important.

Some organizations prefer to have someone with strong behavioral skills acting as the project manager, with technical expertise residing with the project engineer. Other

organizations have found the reverse to be effective. Rose Russett, formerly the program management process manager for General Motors Powertrain, stated:

We usually appoint an individual with a technical background as the program manager and an individual with a business and/or systems background as the program administrator. This combination of skills seems to complement one another. The various line managers are ultimately responsible for the technical portions of the program, while the key responsibility of the program manager is to provide the integration of all functional deliverables to achieve the objectives of the program. With that in mind, it helps for the program manager to understand the technical issues, but they add their value not by solving specific technical problems but by leading the team through a process that will result in the best solutions for the overall program, not just for the specific functional area. The program administrator, with input from all team members, develops the program plans, identifies the critical path, and regularly communicates this information to the team throughout the life of the program. This information is used to assist with problem solving, decision making, and risk management.

## 10.2 CONFLICT RESOLUTION ---

Opponents of project management claim that the primary reason why some companies avoid changing over to a project management culture is that they fear the conflicts that inevitably accompany change. Conflicts are a way of life in companies with project management cultures. Conflict can occur on any level of the organization, and it is usually the result of conflicting objectives. The project manager is a conflict manager. In many organizations, project managers continually fight fires and handle crises arising from interpersonal and interdepartmental conflicts. They are so busy handling conflicts that they delegate the day-to-day responsibility for running their projects to the project teams. Although this arrangement is not the most effective, it is sometimes necessary, especially after organizational restructuring or after a new project demanding new resources has been initiated.

The ability to handle conflicts requires an understanding of why conflicts occur. We can ask four questions, the answers to which are usually helpful in handling, and possibly preventing, conflicts in a project management environment:

1. Do the project's objectives conflict with the objectives of other projects currently in development?
2. Why do conflicts occur?
3. How can we resolve conflicts?
4. Is there anything we can do to anticipate and resolve conflicts before they become serious?

Although conflicts are inevitable, they can be planned for. For example, conflicts can easily develop in a team in which the members do not understand each other's roles and responsibilities. Responsibility charts can be drawn to map out graphically who is responsible for doing what on the project. With the ambiguity of roles and responsibilities gone, the conflict is resolved or future conflict is averted.



Resolution means collaboration, and collaboration means that people are willing to rely on each other. Without collaboration, mistrust prevails and progress documentation increases.

The most common types of conflict involve the following:

- Manpower resources
- Equipment and facilities
- Capital expenditures
- Costs
- Technical opinions and trade-offs
- Priorities
- Administrative procedures
- Schedules
- Responsibilities
- Personality clashes

Each of these types of conflict can vary in intensity over the life of the project. The relative intensity can vary as a function of:

- Getting closer to project constraints
- Having met only two constraints instead of three (e.g., time and performance but not cost)
- The project life cycle itself
- The individuals who are in conflict

Conflict can be meaningful if it results in beneficial outcomes. These meaningful conflicts should be allowed to continue as long as project constraints are not violated and beneficial results accrue. An example of a meaningful conflict might be two technical specialists arguing that each has a better way of solving a problem. The beneficial result would be that each tries to find additional information to support his or her hypothesis.

Some conflicts are inevitable and occur over and over again. For example, consider a raw material and finished goods inventory. Manufacturing wants the largest possible inventory of raw materials on hand to avoid possible production shutdowns. Sales and marketing wants the largest finished goods inventory so that the books look favorable and no cash flow problems are possible.

Consider five methods that project managers can use to resolve conflicts:

1. Confrontation
2. Compromise
3. Facilitation (or smoothing)
4. Force (or forcing)
5. Withdrawal

Confrontation is probably the most common method used by project managers to resolve conflict. Using confrontation, the project manager faces the conflict directly. With the help of the project manager, the parties in disagreement attempt to persuade one another that their solution to the problem is the most appropriate.

When confrontation does not work, the next approach project managers usually try is compromise. In compromise, each of the parties in conflict agrees to trade-offs or makes concessions until a solution is arrived at that everyone involved can live with. This give-and-take approach can easily lead to a win-win solution to the conflict.

The third approach to conflict resolution is facilitation. Using facilitation skills, the project manager emphasizes areas of agreement and deemphasizes areas of disagreement. For example, suppose that a project manager said, “We’ve been arguing about five points, and so far we’ve reached agreement on the first three. There’s no reason why we can’t agree on the last two points, is there?” Facilitation of a disagreement does not resolve the conflict. Facilitation downplays the emotional context in which conflicts occur.

Force is also a method of conflict resolution. A project manager uses force when he or she tries to resolve a disagreement by exerting his or her own opinion at the expense of the other people involved. Often, forcing a solution onto the parties in conflict results in a win-lose outcome. Calling in the project sponsor to resolve a conflict is another form of force project managers sometimes use.

The least used and least effective mode of conflict resolution is withdrawal. A project director can simply withdraw from the conflict and leave the situation unresolved. When this method is used, the conflict does not go away and is likely to recur later. Personality conflicts might well be the most difficult conflicts to resolve. Personality conflicts can occur at any time, with anyone, and over anything. Furthermore, they can seem almost impossible to anticipate and plan for.

Let’s look at how one company found a way to anticipate and avoid personality conflicts on one of its projects. Foster Defense Group (a pseudonym) was the government contract branch of a Fortune 500 company. The company understood the potentially detrimental effects of personality clashes on its project teams, but it did not like the idea of getting the whole team together to air dirty laundry. The company found a better solution. The project manager put the names of the project team members on a list. Then he interviewed each team member one on one and asked each to identify who on the list the team member had had a personality conflict with in the past. The information remained confidential, and the project manager was able to avoid potential conflicts by separating clashing personalities.

If at all possible, the project manager should handle conflict resolution. When the project manager is unable to defuse the conflict, then and only then should the project sponsor be brought in to help solve the problem. Even then, the sponsor should not come in and force a resolution to the conflict. Instead, the sponsor should facilitate further discussion between the project managers and the team members in conflict.

### 10.3 STAFFING FOR EXCELLENCE ---

Project manager selection is always an executive-level decision. In excellent companies, however, executives go beyond simply selecting the project manager:

- Project managers are brought on board early in the life of the project to assist in outlining the project, setting its objectives, and even planning for marketing and sales. The project manager’s role in customer relations becomes increasingly important.
- Executives assign project managers for the life of the project and project termination. Sponsorship can change over the life cycle of the project, but the project manager does not change.

- Project management is given its own career ladder.
- Project managers given a role in customer relations are also expected to help sell future project management services long before the current project is complete.
- Executives realize that project scope changes are inevitable. The project manager is viewed as a manager of change.

Companies excellent in project management are prepared for crises. Both project managers and line managers are encouraged to bring problems to the surface as quickly as possible so that there is time for contingency planning and problem solving. Replacing the project manager is no longer the first solution for problems on a project. Project managers are replaced only when they try to bury problems.

A defense contractor was behind schedule on a project, and the manufacturing team was asked to work extensive overtime to catch up. Two of the manufacturing people, both union employees, used the wrong lot of raw materials to produce a \$65,000 piece of equipment needed for the project. The customer was unhappy because of the missed schedules and cost overruns that resulted from having to replace the useless equipment. An inquisition-like meeting was convened and attended by senior executives from both the customer and the contractor, the project manager, and the two manufacturing employees. When the customer's representative asked for an explanation of what had happened, the project manager stood up and said, "I take full responsibility for what happened. Expecting people to work extensive overtime leads to mistakes. I should have been more careful." The meeting was adjourned with no one being blamed. When word spread through the company about what the project manager did to protect the two union employees, everyone pitched in to get the project back on schedule, even working uncompensated overtime.

Human behavior is also a consideration in assigning staff to project teams. Team members should not be assigned to a project solely on the basis of technical knowledge. It has to be recognized that some people simply cannot work effectively in a team environment. For example, the director of research and development at a New England company had an employee, a 50-year-old engineer, who held two master's degrees in engineering disciplines. He had worked for the previous 20 years on one-person projects. The director reluctantly assigned the engineer to a project team. After years of working alone, the engineer trusted no one's results but his own. He refused to work cooperatively with the other members of the team. He even went so far as redoing all the calculations passed on to him from other engineers on the team.

To solve the problem, the director assigned the engineer to another project on which he supervised two other engineers with less experience. Again, the older engineer tried to do all of the work by himself, even if it meant overtime for him and no work for the others.

Ultimately, the director had to admit that some people are not able to work cooperatively on team projects. The director went back to assigning the engineer to one-person projects on which the engineer's technical abilities would be useful.

Robert Hershock once observed:

There are certain people whom you just don't want to put on teams. They are not team players, and they will be disruptive on teams. I think that we have to recognize that and make sure that those people are not part of a team or team members. If you need their expertise, you can bring them in as consultants to the team but you never, never put people like that on the team.

I think the other thing is that I would never, ever eliminate the possibility of anybody being a team member no matter what the management level is. I think if they are properly trained, these people at any level can be participators in a team concept.

In 1996, Frank Jackson believed that it was possible to find a team where any individual can contribute:

People should not be singled out as not being team players. Everyone has got the ability to be on a team and to contribute to a team based on the skills and the personal experiences that they have had. If you move into the team environment, one other thing that is very important is that you not hinder communications. Communications is the key to the success of any team and any objective that a team tries to achieve.

One of the critical arguments still being waged in the project management community is whether an employee (even a project manager) should have the right to refuse an assignment. At Minnesota Power and Light, an open project manager position was posted, but nobody applied for the job. The company recognized that the employees probably did not understand what the position's responsibilities were. After more than 80 people were trained in the fundamentals of project management, there were numerous applications for the open position.

It's the kiss of death to the project to assign someone to a project manager's job if that person is not dedicated to the project management process and the accountability it demands.

## 10.4 VIRTUAL PROJECT TEAMS

Historically, project management was a face-to-face environment where team meetings involved all players meeting together in one room. Today, because of the size and complexity of projects, often it is impossible to find all team members located under one roof. Duarte and Snyder define seven types of virtual teams. These are shown in Table 10–1.

**TABLE 10–1. TYPES OF VIRTUAL TEAMS**

Type of Team	Description
Network	Team membership is diffuse and fluid; members come and go as needed. Team lacks clear boundaries within the organization.
Parallel	Team has clear boundaries and distinct membership. Team works in the short term to develop recommendations for an improvement in a process or system.
Project or product development	Team has fluid membership, clear boundaries, and a defined customer base, technical requirement, and output. Longer-term team task is nonroutine, and the team has decision-making authority.
Work or production	Team has distinct membership and clear boundaries. Members perform regular and outgoing work, usually in one functional area.
Service	Team has distinct membership and supports ongoing customer network activity.
Management	Team has distinct membership and works on a regular basis to lead corporate activities.
Action	Team deals with immediate action, usually in an emergency situation. Membership may be fluid or distinct.

Source: D. L. Duarte and N. Tennant Snyder, *Mastering Virtual Teams* (San Francisco: Jossey-Bass, 2001), p. 10. Reproduced by permission of John Wiley & Sons.

**TABLE 10–2. TECHNOLOGY AND CULTURE**

<b>Cultural Factor</b>	<b>Technological Considerations</b>
Power distance	Members from high-power-distance cultures may participate more freely with technologies that are asynchronous and allow anonymous input. These cultures sometimes use technology to indicate status differences between team members.
Uncertainty avoidance	People from cultures with high uncertainty avoidance may be slower adopters of technology. They may also prefer technology that is able to produce more permanent records of discussions and decisions.
Individualism–collectivism	Members from highly collectivistic cultures may prefer face-to-face interactions.
Masculinity–femininity	People from cultures with more “feminine” orientations are more prone to use technology in a nurturing way, especially during team startups.
Context	People from high-context cultures may prefer more information-rich technologies, as well as those that offer opportunities for the feeling of social presence. They may resist using technologies with low social presence to communicate with people they have never met. People from low-context cultures may prefer more asynchronous communications.

Source: D. L. Duarte and N. Tennant Snyder, *Mastering Virtual Teams* (San Francisco: Jossey-Bass, 2001), p. 60.

Culture and technology can have a major impact on the performance of virtual teams. Duarte and Snyder have identified some of these relationships in Table 10–2.

The importance of culture cannot be understated. Duarte and Snyder identify four important points to remember concerning the impact of culture on virtual teams. The four points are:

1. There are national cultures, organizational cultures, functional cultures, and team cultures. They can be sources of competitive advantages for virtual teams that know how to use cultural differences to create synergy. Team leaders and members who understand and are sensitive to cultural differences can create more robust outcomes than can members of homogeneous teams with members who think and act alike. Cultural differences can create distinctive advantages for teams if they are understood and used in positive ways.
2. The most important aspect of understanding and working with cultural differences is to create a team culture in which problems can be surfaced and differences can be discussed in a productive, respectful manner.
3. It is essential to distinguish between problems that result from cultural differences and problems that are performance based.
4. Business practices and business ethics vary in different parts of the world. Virtual teams need to clearly articulate approaches to these that every member understands and abides by.<sup>1</sup>

1. D. L. Duarte and N. Tennant Snyder, *Mastering Virtual Teams* (San Francisco: Jossey-Bass, 2001), p. 70

## 10.5 REWARDING PROJECT TEAMS

---

Today, most companies are using project teams. However, there still exist challenges in how to reward project teams for successful performance. Parker, McAdams, and Zielinski discuss the importance of how teams are rewarded:

Some organizations are fond of saying, “We’re all part of the team,” but too often it is merely management-speak. This is especially common in conventional hierarchical organizations; they say the words but don’t follow up with significant action. Their employees may read the articles and attend the conferences and come to believe that many companies have turned collaborative. Actually, though, few organizations today are genuinely team-based.

Others who want to quibble point to how they reward or recognize teams with splashy bonuses or profit-sharing plans. But these do not by themselves represent a commitment to teams; they’re more like a gift from a rich uncle. If top management believes that only money and a few recognition programs (“team of year” and that sort of thing) reinforce teamwork, they are wrong. These alone do not cause fundamental change in the way people and teams are managed.

But in a few organizations, teaming is a key component of the corporate strategy, involvement with teams is second nature, and collaboration happens without great thought or fanfare. There are natural work groups (teams of people who do the same or similar work in the same location), permanent cross-functional teams, ad hoc project teams, process improvement teams, and real management teams. Involvement just happens.<sup>2</sup>

Why is it so difficult to reward project teams? To answer this question, we must understand what a team is and is not:

Consider this statement: an organizational unit can act like a team, but a team is not necessarily an organizational unit, at least for describing reward plans. An organizational unit is just that, a group of employees organized into an identifiable business unit that appears on the organizational chart. They may behave in a spirit of teamwork, but for the purposes of developing reward plans they are not a “team.” The organizational unit may be a whole company, a strategic business unit, a division, a department, or a work group.

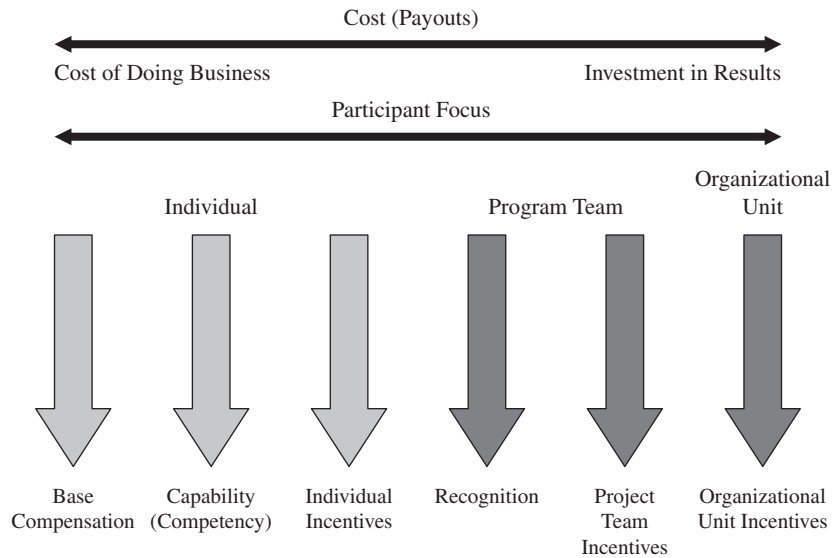
A “team” is a small group of people allied by a common project and sharing performance objectives. They generally have complementary skills or knowledge and an interdependence that requires that they work together to accomplish their project’s objective. Team members hold themselves mutually accountable for their results. These teams are not found on an organization chart.<sup>3</sup>

Incentives are difficult to apply because project teams may not appear on an organizational chart. Figure 10–1 shows the reinforcement model for employees. For project teams, the emphasis is the three arrows on the right-hand side of Figure 10–1.

---

2. G. Parker, J. McAdams, and D. Zielinski, *Rewarding Teams* (San Francisco: Jossey-Bass, 2000, p. 17).  
Reproduced by permission of John Wiley & Sons

3. Ibid



**Figure 10-1.** Reinforcement model.

Source: G. Parker, J. McAdams, and D. Zielinski, *Rewarding Teams* (San Francisco: Jossey-Bass, 2000, p. 29). Reproduced by permission of John Wiley & Sons.

Project team incentives are important because team members expect appropriate rewards and recognition:

Project teams are usually, but not always, formed by management to tackle specific projects or challenges with a defined time frame—reviewing processes for efficiency or cost-savings recommendations, launching a new software product, or implementing enterprise resource planning systems are just a few examples. In other cases, teams self-form around specific issues or as part of continuous improvement initiatives such as team-based suggestion systems.

Project teams can have cross-functional membership or simply be a subset of an existing organizational unit. The person who sponsors the team—its “champion” typically creates an incentive plan with specific objective measures and an award schedule tied to achieving those measures. To qualify as an incentive, the plan must include pre-announced goals, with a “do this, get that” guarantee for teams. The incentive usually varies with the value added by the project.

Project team incentive plans usually have some combination of these basic measures:

- *Project milestones:* Hit a milestone, on budget and on time, and all team members earn a defined amount. Although sound in theory, there are inherent problems in tying financial incentives to hitting milestones. Milestones often change for good reason (technological advances, market shifts, other developments) and you don’t want the team and management to get into a negotiation on slipping dates to trigger the incentive. Unless milestones are set in stone and reaching them is simply a function of the team doing its normal, everyday job, it’s generally best to use recognition-after-the-fact celebration of reaching milestones—rather than tying financial incentives to it.

Rewards need not always be time based, such that when the team hits a milestone by a certain date it earns a reward. If, for example, a product development team debugs a new piece of software on time, that's not necessarily a reason to reward it. But if it discovers and solves an unsuspected problem or writes better code before a delivery date, rewards are due.

- *Project completion:* All team members earn a defined amount when they complete the project on budget and on time (or to the team champion's quality standards).
- *Value added:* This award is a function of the value added by a project, and depends largely on the ability of the organization to create and track objective measures. Examples include reduced turnaround time on customer requests, improved cycle times for product development, cost savings due to new process efficiencies, or incremental profit or market share created by the product or service developed or implemented by the project team.

One warning about project incentive plans: they can be very effective in helping teams stay focused, accomplish goals, and feel like they are rewarded for their hard work, but they tend to be exclusionary. Not everyone can be on a project team. Some employees (team members) will have an opportunity to earn an incentive that others (non-team members) do not. There is a lack of internal equity. One way to address this is to reward core team members with incentives for reaching team goals, and to recognize peripheral players who supported the team, either by offering advice, resources, or a pair of hands, or by covering for project team members back at their regular job.

Some projects are of such strategic importance that you can live with these internal equity problems and non-team members' grouching about exclusionary incentives. Bottom line, though, is this tool should be used cautiously.<sup>4</sup>

Some organizations focus only on cash awards. However, Parker et al. have concluded from their research that noncash awards can work equally well, if not better, than cash awards:

Many of our case organizations use non-cash awards because of their staying power. Everyone loves money, but cash payments can lose their motivational impact over time.

However, non-cash awards carry trophy value that has great staying power because each time you look at that television set or plaque you are reminded of what you or your team did to earn it. Each of the plans encourages awards that are coveted by the recipients and, therefore, will be memorable.

If you ask employees what they want, they will invariably say cash. But providing it can be difficult if the budget is small or the targeted earnings in an incentive plan are modest. If you pay out more often than annually and take taxes out, the net amount may look pretty small, even cheap. Non-cash awards tend to be more dependent on their symbolic value than their financial value.

Non-cash awards come in all forms: a simple thank-you, a letter of congratulations, time off with pay, a trophy, company merchandise, a plaque, gift certificates, special services, a dinner for two, a free lunch, a credit to a card issued by the company for purchases at local stores, specific items or merchandise, merchandise from an extensive

---

4. Ibid., pp. 38–39



catalogue, travel for business or a vacation with the family, and stock options. Only the creativity and imagination of the plan creators limit the choices.<sup>5</sup>

## 10.6 KEYS TO BEHAVIORAL EXCELLENCE

---

Project managers can take some distinguishing actions to ensure the successful completion of their projects. These include:

- Insisting on the right to select key project team
- Negotiating for key team members with proven track records in their fields
- Developing commitment and a sense of mission from the outset
- Seeking sufficient authority from the sponsor
- Coordinating and maintaining a good relationship with the client, parent, and team
- Seeking to enhance the public's image of the project
- Having key team members assist in decision making and problem solving
- Developing realistic cost, schedule, and performance estimates and goals
- Maintaining backup strategies (contingency plans) in anticipation of potential problems
- Providing a team structure that is appropriate yet flexible and flat
- Going beyond formal authority to maximize its influence over people and key decisions
- Employing a workable set of project planning and control tools
- Avoiding overreliance on one type of control tool
- Stressing the importance of meeting cost, schedule, and performance goals
- Giving priority to achieving the mission or function of the end item
- Keeping changes under control
- Seeking ways to assure job security for effective project team members

Earlier in this book, I claimed that a project cannot be successful unless it is recognized as a project and gains the support of top-level management. Top-level management must be willing to commit company resources and provide the necessary administrative support so that the project becomes part of the company's day-to-day routine of doing business. In addition, the parent organization must develop an atmosphere conducive to good working relationships among project manager, parent organization, and client organization.

Top-level management should take certain actions to ensure that the organization as a whole supports individual projects and project teams as well as the overall project management system. These actions include:

- Showing a willingness to coordinate efforts
- Demonstrating a willingness to maintain structural flexibility

---

5. Ibid., pp. 190–191

- Showing a willingness to adapt to change
- Performing effective strategic planning
- Maintaining rapport
- Putting proper emphasis on past experience
- Providing external buffering
- Communicating promptly and accurately
- Exhibiting enthusiasm
- Recognizing that projects do, in fact, contribute to the capabilities of the whole company

Executive sponsors can take certain following actions to make project success more likely, including:

- Selecting a project manager at an early point in the project who has a proven track record in behavioral skills and technical skills
- Developing clear and workable guidelines for the project manager
- Delegating sufficient authority to the project manager so that she or he can make decisions in conjunction with the project team members
- Demonstrating enthusiasm for and commitment to the project and the project team
- Developing and maintaining short and informal lines of communication
- Avoiding excessive pressure on the project manager to win contracts
- Avoiding arbitrarily slashing or ballooning the project team's cost estimate
- Avoiding buy-ins
- Developing close, not meddling, working relationships with the principal client contact and the project manager

The client organization can exert a great deal of influence on the behavioral aspects of a project by minimizing team meetings, rapidly responding to requests for information, and simply allowing the contractor to conduct business without interference. The positive actions of client organizations also include:

- Showing a willingness to coordinate efforts
- Maintaining rapport
- Establishing reasonable and specific goals and criteria for success
- Establishing procedures for making changes
- Communicating promptly and accurately
- Committing client resources as needed
- Minimizing red tape
- Providing sufficient authority to the client's representative, especially in decision making

With these actions as the basic foundation, it should be possible to achieve behavioral success, which includes:

- Encouraging openness and honesty from the start from all participants
- Creating an atmosphere that encourages healthy competition but not cutthroat situations or liar's contests

- Planning for adequate funding to complete the entire project
- Developing a clear understanding of the relative importance of cost, schedule, and technical performance goals
- Developing short and informal lines of communication and a flat organizational structure
- Delegating sufficient authority to the principal client contact and allowing prompt approval or rejection of important project decisions
- Rejecting buy-ins
- Making prompt decisions regarding contract okays or go-aheads
- Developing close working relationships with project participants
- Avoiding arm's-length relationships
- Avoiding excessive reporting schemes
- Making prompt decisions on changes

Companies that are excellent in project management have gone beyond the standard actions just listed. Additional actions for excellence include the following:

- The outstanding project manager:
  - Understands and demonstrates competency as a project manager
  - Works creatively and innovatively in a nontraditional sense only when necessary; does not look for trouble
  - Demonstrates high levels of self-motivation from the start
  - Has a high level of integrity; goes above and beyond politics and gamesmanship
  - Is dedicated to the company and not just the project; is never self-serving
  - Demonstrates humility in leadership
  - Demonstrates strong behavioral integration skills both internally and externally
  - Thinks proactively rather than reactively
  - Is willing to assume a great deal of risk and will spend the appropriate time needed to prepare contingency plans
  - Knows when to handle complexity and when to cut through it; demonstrates tenaciousness and perseverance
  - Is willing to help people realize their full potential; tries to bring out the best in people
  - Communicates in a timely manner and with confidence rather than despair
- The project manager maintains high standards of performance for self and team, as shown by these approaches:
  - Stresses managerial, operational, and product integrity
  - Conforms to moral codes and acts ethically in dealing with people internally and externally
  - Never withholds information
  - Is quality conscious and cost conscious
  - Discourages politics and gamesmanship; stresses justice and equity
  - Strives for continuous improvement but in a cost-conscious manner

- The outstanding project manager organizes and executes the project in a sound and efficient manner by:
  - Informing employees at the project kickoff meeting how they will be evaluated
  - Preferring a flat project organizational structure over a bureaucratic one
  - Developing a project process for handling crises and emergencies quickly and effectively
  - Keeping the project team informed in a timely manner
  - Not requiring excessive reporting; creating an atmosphere of trust
  - Defining roles, responsibilities, and accountabilities up front
  - Establishing a change management process that involves the customer
- The outstanding project manager knows how to motivate:
  - Always uses two-way communication
  - Is empathetic with the team and a good listener
  - Involves team members in decision making; always seeks ideas and solutions; never judges an employee's idea hastily
  - Never dictates
  - Gives credit where credit is due
  - Provides constructive criticism rather than making personal attacks
  - Publicly acknowledges credit when credit is due but delivers criticism privately
  - Makes sure that team members know that they will be held accountable and responsible for their assignments
  - Always maintains an open-door policy; is readily accessible, even for employees with personal problems
  - Takes action quickly on employee grievances; is sensitive to employees' feelings and opinions
  - Allows employees to meet the customers
  - Tries to determine each team member's capabilities and aspirations; always looks for a good match; is concerned about what happens to the employees when the project is over
  - Tries to act as a buffer between the team and administrative/operational problems
- The project manager is ultimately responsible for turning the team into a cohesive and productive group for an open and creative environment. If the project manager succeeds, the team will:
  - Demonstrate innovation
  - Exchange information freely
  - Be willing to accept risk and invest in new ideas
  - Have the necessary tools and processes to execute the project
  - Dare to be different; is not satisfied with simply meeting the competition
  - Understand the business and the economics of the project
  - Try to make sound business decisions rather than just sound project decisions

## 10.7 PROACTIVE VERSUS REACTIVE MANAGEMENT

---

*Perhaps one of the biggest behavioral challenges facing a project manager, especially a new project manager, is learning how to be proactive rather than reactive. Kerry R. Wills discusses this problem.*

\* \* \*

### **Proactive Management Capacity Propensity**

In today's world, project managers often get tapped to manage several engagements at once. This usually results in them having just enough time to react to the problems of the day that each project is facing. What they are not doing is spending the time to look ahead on each project to plan for upcoming work, thus resulting in more fires that need to be put out. There used to be an arcade game called "whack-a-mole" where the participant had a mallet and would hit each mole with it when one would pop up. Each time a mole was hit, a new mole would pop up. The cycle of spending time putting out fires and ignoring problems that cause more fires can be thought of as "project whack-a-mole."

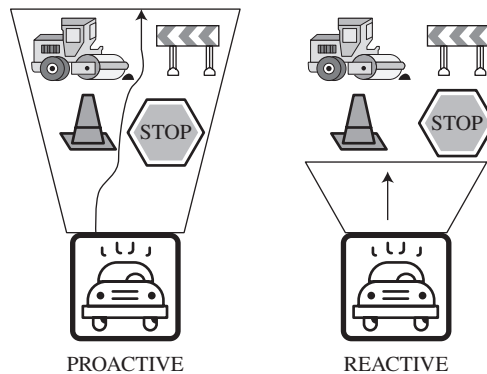
It is my experience that proactive management is one of the most effective tools that project managers can use to ensure the success of their projects. However, it is a difficult situation to manage several projects while still having enough time to look ahead. I call this ability to spend time looking ahead the "Proactive Management Capacity Propensity" (PMCP). This article demonstrates the benefits of proactive management, define the PMCP, and propose ways of increasing the PMCP and thus the probability of success on the projects.

### **Proactive Management**

Project management involves a lot of planning up front including work plans, budgets, resource allocations, and so on. The best statistics that I have seen on the accuracy of initial plans says there is a 30 percent positive or negative variance from the original plans at the end of a project. Therefore, once the plans have been made and the project has started, the project manager needs to constantly reassess the project to understand the impact of the 60 percent unknowns that will occur.

The dictionary defines proactive as "acting in advance to deal with an expected difficulty." By "acting in advance," a project manager has some influence over the control of the unknowns. However, without acting in advance, the impacts of the unknowns will be greater as the project manager will be reacting to the problem once it has snowballed.

When I drive into work in the morning, I have a plan and schedule. I leave my house, take certain roads, and get to work in 40 minutes. If I were to treat driving to work as a project (having a specific goal with a finite beginning and end), then I have two options to manage my commute: (See Figure 10-2.)



**Figure 10-2.** Driving metaphor.

By *proactively* managing my commute, I watch the news in the morning to see the weather and traffic. Although I had a plan, if there is construction on one of the roads that I normally take, then I can always change that plan and take a different route to ensure that my schedule gets met. If I know that there may be snow, then I can leave earlier and give myself more time to get to work. As I am driving, I look ahead in the road to see what is coming up. There may be an accident or potholes that I will want to avoid and this gives me time to switch lanes.

A *reactive* approach to my commute could be assuming that my original plan will work fully. As I get on the highway, if there is construction, then I have to sit in it because by the time I realize the impact, I have passed all of the exit ramps. This results in me missing my schedule goal. The same would happen if I walked outside and saw a foot of snow. I now have a chance to scope since I have the added activity of shoveling out my driveway and car. Also, if I am a reactive driver, then I don't see the pothole until I have driven over it (which may lead to a budget variance since I now need new axles).

### Benefits

This metaphor demonstrates that reactive management is detrimental to projects because by the time that you realize that there is a problem, it usually has a schedule, scope, or cost impact. There are several other benefits to proactive management:

- Proactively managing a plan allows the project manager to see what activities are coming up and start preparing for them. This could be something as minor as setting up conference rooms for meetings. I have seen situations where tasks were not completed on time because of something as minor as logistics.
- Understanding upcoming activities also allows for the proper resources to be in place. Oftentimes, projects require people from outside of the project team and lining them up is always a challenge. By preparing people in advance, there is a higher probability that they can be ready when needed.

## The Relationship

The project manager should constantly be replanning. By looking at all upcoming activities as well as the current ones, it can give a gauge of the probability of success, which can be managed rather than waiting until the day before something is due to realize that the schedule cannot be met.

Proactive management also allows time to focus on quality. Reactive management usually is characterized by rushing to fix whatever “mole” has popped up as quickly as possible. This usually means a patch rather than the appropriate fix. By planning for the work appropriately, it can be addressed properly, which reduces the probability of rework.

As previously unidentified work arises, it can be planned for rather than assuming that “we can just take it on.”

Proactive management is extremely influential over the probability of success of a project because it allows for replanning and the ability to address problems well before they have a significant impact.

I have observed a relationship between the amount of work that a project manager has and their ability to manage proactively. As project managers get more work and more concurrent projects, their ability to manage proactively goes down.

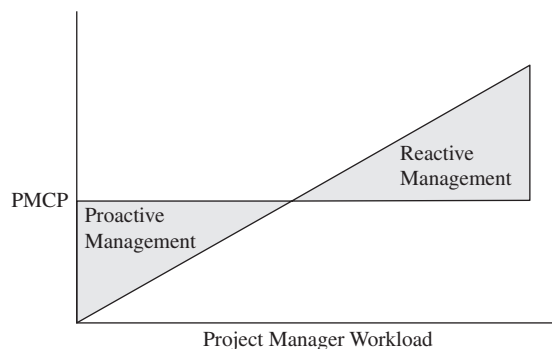
The relationship between project manager workload and the ability to manage proactively is shown in Figure 10–3. As project managers have increased work, they have less capacity to be proactive to and wind up becoming more reactive.

Not all projects and project managers are equal. Some project managers can handle several projects well, and some projects require more focus than others. I have therefore labeled this factor the Project Management Capacity Propensity. That is, the sum of those qualities that allow a project manager to proactively manage projects.

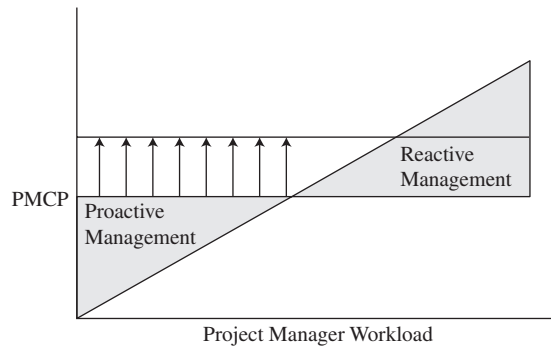
There are several factors that make up the PMCP that I outline below.

Project manager skill sets have an impact on the PMCP. Having good time management and organization techniques can influence how much a PM can focus on looking ahead. A project manager who is efficient with their time has the ability to review more upcoming activities and plan for them.

Project manager expertise in the project is also influential to the PMCP. If the PM is an expert in the business or the project, this may allow for quicker decisions since they will not need to seek out information or clarification (all of which takes away time).



**Figure 10–3.** Proactivity graph.



**Figure 10–4.** Increasing PMCP.

The PMCP is also impacted by team composition. If the project manager is on a large project and has several team leads who manage plans, then they have an increased ability to focus on replanning and upcoming work. Also, having team members who are experts in their field will require less focus from the project manager.

### **Increasing the PMCP**

The good news about the PMCP is that it can be increased.

Project managers can look for ways to increase their skill sets through training. There are several books and seminars on time management, prioritization, and organization. Attending these can build the effectiveness of the time spent by the PM on their activities.

The PM can also reevaluate the team composition. By getting stronger team leads or different team members, the PM can offload some of their work and spend more time focusing on proactive management.


All of these items can increase the PMCP and result in an increased ability to manage proactively. Figure 10–4 shows how a PMCP increase raises the bar and allows for more proactive management with the same workload.

### **Conclusion**

To proactively manage a project is to increase your probability of being successful. There is a direct correlation between the workload that a PM has and their ability to look ahead. Project managers do have control over certain aspects that can give them a greater ability to focus on proactive management. These items, the PMCP, can be increased through training and having the proper team.

Remember to keep your eyes on the road.





# Measuring Return on Investment on Project Management Training Dollars

## 11.0 INTRODUCTION

---

For almost three decades, the 1960s through the 1980s, the growth and acceptance of project management were restricted to the aerospace, defense, and heavy construction industries. In virtually all other industries, project management was nice to have but not a necessity. Very few project management training programs were offered in the public marketplace, and those that were offered covered the basics of project management with weak attempts to customize the material to a specific company. The concept of measuring the return on investment (ROI) on training, at least in project management courses, was nonexistent. More recently, however, several studies have quantified the benefits of project management and there has been some pioneering work on the benefits of project management training.<sup>1</sup> There is still a great deal of effort needed, but at least we have recognized the need.

Today, our view of project management education has changed and so has our desire to evaluate ROI on project management training funds. There are several reasons for this:

- Executives realize that training is a basic necessity for companies to grow.
- Employees want training for professional growth and advancement opportunities.
- Project management is now viewed as a profession rather than a part-time occupation.

---

1. W. Ibbs and J. Reginato, *Quantifying the Value of Project Management* (Newton Square, PA: Project Management Institute, 2002) W. Ibbs and Y.-H. Kwak, *The Benefits of Project Management* (Newton Square, PA: Project Management Institute, 1997). W. Ibbs, “*Measuring Project Management’s Value: New Directions for Quantifying PM/ROI*.” Paper presented at the Proceedings of the PMI Research Conference, June 21–24, 2000, Paris, France. J. Knutson, “From Making Sense to Making Cents.” A three-part series in *PM Network*: Part 1: Measuring Project Management ROI, vol. 13 no. 1 (January), 25–27; Part 2: Measuring Project Management, vol. 13 no. 2 (February), 23–24; Part 3: The Process, vol. 13 no. 7 (July), 17–19

- The importance of becoming a PMP® credential holder\* has been increasing.
- There are numerous university programs available leading to MS, MBA, and PhD degrees in project management.
- There are certificate programs in various project management concepts, such as risk management and program management.
- The pressure to maintain corporate profitability has increased, resulting in less money available for training. Yet more and more training funds are being requested by the workers who desire to become PMP® credential holders and then must accumulate 60 professional development units (PDUs) every three years to remain certified.
- Management realizes that a significant portion of training budgets must be allocated to project management education, but it should be allocated for those courses that provide the company with the greatest ROI. The concept of educational ROI is now upon us.

## 11.1 PROJECT MANAGEMENT BENEFITS ---

In the early years of project management, primarily in the aerospace and defense industries, studies were done to determine the benefits of project management. In a study by Middleton, the benefits discovered were:

- Better control of projects
- Better customer relations
- Shorter product development time
- Lower program costs
- Improved quality and reliability
- Higher profit margins
- Better control over program security
- Improved coordination among company divisions doing work on the project
- Higher morale and better mission orientation for employees working on the project
- Accelerated development of managers due to breadth of project responsibilities<sup>2</sup>

These benefits were identified by Middleton through surveys and were subjective in nature. No attempt was made to quantify the benefits. At that time, there existed virtually no project management training programs. On-the-job training was the preferred method of learning project management, and most people learned from their own mistakes rather than from the mistakes of others.

Today the benefits identified by Middleton still apply, and we have added other benefits to the list:

- Accomplishing more work in less time and with few resources
- More efficient and more effective performance

---

\* PMP is a registered mark of the Project Management Institute, Inc

2. C. J. Middleton, "How to Set Up a Project Organization," Harvard Business Review (March–April 1967): 73–82.

- Increase in business due to customer satisfaction
- Potential for a long-term partnership relationship with customers
- Better control of scope changes

Executives wanted all of the benefits described here, and they wanted the benefits yesterday. It is true that these benefits could be obtained just by using on-the-job training efforts, but this assumed that time was a luxury rather than a constraint. Furthermore, executives wanted workers to learn from the mistakes of others rather than their own mistakes. Also, executives wanted everyone in project management to look for continuous improvement efforts rather than just an occasional best practice.

Not every project management training program focuses on all of these benefits. Some courses focus on one particular benefit while others might focus on a group of benefits. Deciding which benefits you desire is essential in selecting a training course. And if the benefits can be quantified after training is completed, then executives can maximize their ROI on project management training dollars by selecting the proper training organizations.

## 11.2 GROWTH OF ROI MODELING

---

In the past 10 years, the global expansion of ROI modeling has taken hold. The American Society for Training and Development has performed studies on ROI modeling.<sup>3</sup> Throughout the world, professional associations are conducting seminars, workshops, and conferences dedicated to ROI on training.

According to the 2001 Training's annual report, more than \$66 billion was spent on training in 2001. It is therefore little wonder that management treats training with a business mind-set, thus justifying the use of ROI measurement. But despite all of the worldwide commitment and documented successes, there is still a very real fear in many companies preventing the use of ROI modeling. Typical arguments are: "It doesn't apply to us"; "We cannot evaluate the benefits quantitatively"; "We don't need it"; "The results are meaningless"; "It costs too much." These fears create barriers to the implementation of ROI techniques, but most barriers are myths that can be overcome.

In most companies, human resources development (HRD) maintains the lead role in overcoming these fears and performing the ROI studies. The cost of performing these studies on a continuous basis could be as much as 4 to 5 percent of the HRD budget. Some HRD organizations have trouble justifying this expense. And to make matters worse, HRD personnel may have a poor understanding of project management.

The salvation in overcoming these fears and designing proper project management training programs could very well be the project management office (PMO). Since the PMO has become the guardian of all project management intellectual property as well as designing project management training courses, the PMO will most likely take the

---

3. J. J. Phillips, *Return on Investment in Training and Performance Improvement Programs*, 2nd ed. (Burlington, MA: Butterworth-Heinemann, 2003), Chapter 1. In the opinion of this author, this is by far one of the best, if not the best, text on this subject.

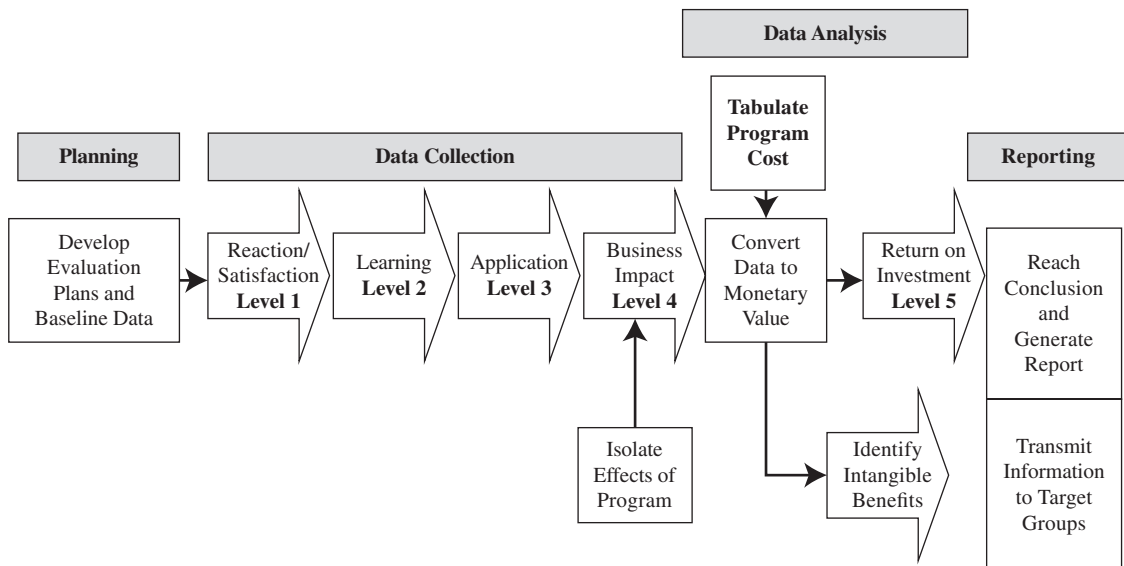
lead role in calculating ROI on project management–related training courses. Members of the PMO might be required to become certified in educational ROI measurement the same way that they are certified as a PMP® credential holder or Six Sigma Black Belt.

Another reason for using the PMO is because of the enterprise project management (EPM) methodology. EPM is the integration of various processes, such as total quality management, concurrent engineering, continuous improvement, risk management, and scope change control, into one project management methodology that is utilized on a company-wide basis. Each of these processes has measurable output that previously may not have been tracked or reported, which has placed additional pressure on the PMO and project management education to develop the necessary metrics and measurements for success.

### 11.3 THE ROI MODEL

Any model used must provide a systematic approach to calculating ROI. It should be prepared on a life-cycle basis or step-by-step approach similar to an EPM methodology. Just as with EPM, there are essential criteria that must exist for any model to work effectively.

Because certain criteria are considered essential, any ROI methodology should meet the vast majority of, if not all, criteria. The bad news is that generally most ROI processes do not meet all of these criteria. A typical model is shown in Figure 11–1. The definitions of the levels in Figure 11–1 are shown in Table 11–1.



**Figure 11–1.** The ROI model.

Source: Adapted from J. J. Phillips, *Return on Investment in Training and Performance Improvement Programs*, 2nd ed. (Burlington, MA: Butterworth-Heinemann, 2003), p. 37.

**TABLE 11–1. DEFINING LEVELS**

Level	Description
1: Reaction/satisfaction	Measures the participants' reaction to the program and possibly creates an action plan for implementation of the ideas
2: Learning	Measures specific skills, knowledge, or attitude changes
3: Application	Measures changes in work habit or on-the-job performance as well as application and implementation of knowledge learned
4: Business impact	Measures the impact on the business as a result of implementation of changes
5: Return on investment	Compares monetary benefits with the cost of the training and expressed as a percentage

## 11.4 PLANNING LIFE-CYCLE PHASE

The first life-cycle phase in the ROI model is the development of evaluation plans and baseline data. The evaluation plan is similar to some of the *PMBOK® Guide*\* knowledge areas that require a plan as part of the first process step in each knowledge area. The evaluation plan should identify:

- The objective(s) of the program
- The way(s) the objective(s) will be validated
- The target audience
- Assumptions and constraints
- The timing of the program

Objectives for the training program must be clearly defined before ROI modeling can be completed. Table 11–2 identifies typical objectives. The objectives must be clearly defined for each of the five levels of the model. Column 3 in the table would be representative of the objectives that a company might have when it registers a participant in a Project Management Certificate Program (PMCP) training course. In this example, the company funding the participant's training might expect the participant to become a PMP® credential holder and then assist the organization in developing an EPM methodology based on the *PMBOK® Guide* with the expectation that this would lead to customer satisfaction and more business. Column 4 in Table 11–2 might be representative of a company that registers a participant in a course on best practices in project management. Some companies believe that if a seminar participant walks away from a training program with two good ideas for each day of the program and if these ideas can be implemented reasonably fast, then the seminar is considered a success. In this example, the objectives are to identify best practices in project management that other companies are doing and that can be implemented effectively in the participant's company.

\* PMBOK is a registered mark of the Project Management Institute, Inc.

TABLE 11–2. TYPICAL PROGRAM OBJECTIVES

Objectives			
Level	Description	Typical PMCP Training	Typical Best Practices Training Course
1	Reaction/satisfaction	Understand principles of <i>PMBOK® Guide</i>	Understand that companies are documenting their best practices
2	Learning	Demonstrate skills or knowledge in domain groups and knowledge areas	Demonstrate how best practices benefit an organization
3	Application	Development of EPM processes based on the <i>PMBOK® Guide</i>	Develop a best practices library or ways to capture best practices
4	Business impact	Measurement of customer and user satisfaction with EPM	Determine the time and/or cost savings from a best practice
5	Return on investment	Amount of business or customer satisfaction generated from EPM	Measure ROI for each best practice implemented

There can be differences in training objectives, as seen through the eyes of management. As an example, looking at columns 3 and 4 in Table 11–2, objectives might be:

- Learn skills that can be applied immediately to the job. In this case, ROI can be measured quickly. This might be representative of the PMCP course in column 3.
- Learn about techniques and advancements. In this case, additional money must be spent to achieve these benefits. ROI measurement may not be meaningful until after the techniques have been implemented. This might be representative of the best practices course in column 4.
- A combination of the above.

## 11.5 DATA COLLECTION LIFE-CYCLE PHASE

In order to validate that each level's objectives for the training course were achieved, data must be collected and processed. Levels 1 to 4 in Figure 11–1 make up the data collection life-cycle phase.

To understand the data collection methods, we revisit the course on best practices in project management, which covers best practices implemented by various companies worldwide. The following assumptions will be made:

- Participants are attending the course to bring back to their company at least two ideas that can be implemented in their company within six months.
- Collecting PDUs is a secondary benefit.
- The course length is two days.<sup>4</sup>

Typical data collection approaches are shown in Table 11–3 and explained below for each level.

4. Some companies have one-day, two-day, and even week-long courses on best practices in project management.

TABLE 11-3. DATA COLLECTION

Level	Measures	Data Collection Methods and Instruments	Data Sources	Timing	Responsible Person
Reaction/satisfaction	A 1-7 rating on end-of-course critique	Questionnaire	Participant (last day of program)	End of program	Instructor
Learning	Pretest, posttest, online courses, and case studies	In-class tests and skill practice sets	Instructor	Each day of course	Instructor
Application	Classroom discussion	Follow-up session or questionnaire	Participant and/or PMO	Three months after program <sup>a</sup>	PMO
Business impact	Measurement of EPM continuous improvement efforts	Benefit-cost monitoring by the PMO	PMO records	Six months after program	PMO
Return on investment	Benefit-cost ratios	PMO studies	PMO records	Six months after program	PMO

<sup>a</sup> Usually for in-house program only. For public seminars, this may be done by the PMO within a week after completion of training.

### Level 1: Reaction and Satisfaction

Level 1 measures the participant's reaction to the program and possibly an action plan for implementation of the ideas. The measurement for level 1 is usually an end-of-course questionnaire where the participant rates the information presented, quality of instruction, instructional material, and other such topics on a scale of 1 to 7. All too often, the questionnaire is answered based on the instructor's presentation skills rather than the quality of the information. While this method is most common and often serves as an indication of customer satisfaction hopefully leading to repeat business, it is not a guarantee that new skills or knowledge have been learned.

### Level 2: Learning

This level measures specific skills, knowledge, or attitude changes learned during the course. Instructors use a variety of techniques for training, including:

- Lectures
- Lectures/discussions
- Exams
- Case studies (external firms)
- Case studies (internal projects)
- Simulation/role playing
- Combinations

For each training technique, a measurement method must be established. Some trainers provide a pretest at the beginning of the course and a posttest at the end. The difference in scores is usually representative of the amount of learning that has taken place. This is usually accomplished for in-house training programs rather than public seminars. Care must be taken in the use of pretests and posttests. Sometimes a posttest

is made relatively easy for the purpose of making it appear that learning has taken place. Out-of-class testing can also be accomplished using take-home case studies and online questions and exams.

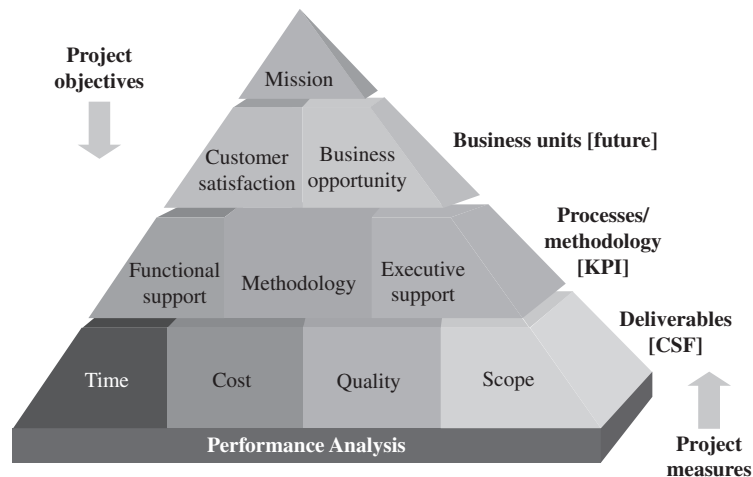
Testing is necessary to validate that learning has taken place and knowledge has been absorbed. However, simply because learning has taken place is no guarantee that the information learned on best practices can or will be transferred to the company. The learning might simply confirm that the company is doing well and keeping up with the competitors.

### Level 3: Application of Knowledge

This level measures changes in work habits or on-the-job performance as well as implementation of knowledge learned. Measurement at this level is normally done through follow-up sessions or follow-up questionnaires. However, for publicly offered courses with a large number of participants, it is impossible for the instructor to follow up with all participants. In such cases, the responsibility falls on the shoulders of the PMO. Participants may be required to prepare a short one- or two-page report on what they learned in the course and what best practices are applicable to the company. The report is submitted to the PMO that might have the final decision on the implementation of the ideas. Based on the magnitude of the best practices ideas, the portfolio management of projects may be impacted. However, there is no guarantee at this point that there will be a positive impact on the business.

### Level 4: Business Impact

This level measures the impact on the business as a result of implementation of the changes. Typical measurement areas are shown in Figure 11-2.



**Figure 11.2.** Postmortem pyramid.

Source: From H. Kerzner, *Advanced Project Management: Best Practices in Implementation*, 2nd ed. (Hoboken, NJ: Wiley, 2004, p. 302.



The critical terms in Figure 11–2 are:

- *Critical success factor (CSF)*. This measures changes in the output of the project resulting from implementation of best practices. Hopefully, this will lead to improvements in time, cost, quality, and scope.
- *Key performance indicator (KPI)*. This measures changes in the use of the EPM system and support received from functional management and senior management.
- *Business unit impact*. This is measured by customer satisfaction as a result of the implementation of best practices and/or future business opportunities.

The measurement at level 4 is usually accomplished by the PMO. There are three reasons for this:

1. The information may be company sensitive and not available to the instructor.
2. Since there may be a long time span between training and the implementation of best practices, the instructor may not be available for support.
3. The company may not want anyone outside of the company talking to its customers about customer satisfaction.

Although the implementation of best practices may have a favorable business impact, care must be taken that the implementation was cost effective.

As shown in Figure 11–1, an important input into level 4 is *isolate the effects of training*. It is often impossible to clearly identify the business impact that results directly from the training program. The problem is that people learn project management from multiple sources, including:

- Formal education
- Knowledge transfer from colleagues
- On-the-job experience
- Internal research on continuous improvements
- Benchmarking

Because of the difficulty in isolating the specific knowledge, this step is often overlooked.

## 11.6 DATA ANALYSIS LIFE-CYCLE PHASE ---

In order to calculate the ROI, the business impact data from level 4 must be converted to a monetary value. The information can come from interviews with employees and managers, databases, subject matter experts, and historical data. Very rarely will all of the information needed come from one source.

Another input required for data analysis is the cost of the training program. Typical costs that should be considered include:

- Cost of course design and development
- Cost of materials
- Cost of the facilitator(s)
- Cost of facilities and meals during training
- Costs of travel, meals, and lodgings for each participant
- Fully burdened salaries of participants
- Administrative or overhead cost related to the training course or approach of participants to attend training
- Possible cost (loss of income) of not having the participants available for other work during the time of training

Not all benefits can be converted to monetary values. This is the reason for the “identify intangible benefits” box in Figure 11–1. Some business impact benefits that are easily converted to monetary values include:

- Shorter product development time
- Faster, higher-quality decisions
- Lower costs
- Higher profit margins
- Fewer resources needed
- Reduction in paperwork
- Improved quality and reliability
- Lower turnover of personnel
- Quicker implementation of best practices

Typical benefits that are intangible and cannot readily be converted to monetary value include:

- Better visibility and focus on results
- Better coordination
- Higher morale
- Accelerated development of managers
- Better project control
- Better customer relations
- Better functional support
- Fewer conflicts requiring some management support

Despite the fact that these benefits may be intangible, every attempt should be made to assign monetary values of these benefits.

**Level 5: Return on Investment** Two formulas are required for completion of level 5. The first formula is the benefit cost ration (BCR), which can be formulated as

$$\text{BCR} = \frac{\text{Program benefits}}{\text{Program costs}}$$

The second formula is the ROI expressed as a percentage. The formula is based on “net” program benefits, which are the benefits minus the cost. Mathematically, we can describe it as

$$\text{ROI} = \frac{\text{Net Program benefits}}{\text{Program costs}} \times 100$$

To illustrate the usefulness of this level, we consider three examples all based on the same training course. You attend a two-day seminar on best practices in project management. Your company’s cost for attending the course is:

Registration fee	\$ 475
Release time (16 hr at \$100/hr)	1,600
Travel expenses	<u>800</u>
	\$2,875

When the seminar is completed, you come away with three best practices to recommend to your company. Your company likes all three ideas and assigns you as the project manager to implement all three best practices. Additional funds must be spent to achieve the benefits desired.

---

### Example 1

During the seminar, you discover that many companies have adopted the concept of paperless project management by implementing a traffic light status reporting system. Your company already has a web-based EPM system, but you have been preparing paper reports for status review meetings. Now every status review meeting will be conducted as paperless PowerPoint presentation displaying the web-based methodology with a traffic light display beside each work package in the work breakdown structure.

The cost of developing the traffic light system is:

Systems programming (240 hr at \$100/hr)	\$24,000
Project management (150 hr at \$100/hr)	<u>15,000</u>
	\$39,000

The benefits expressed by monetary terms are:

- Executive time in project review meeting (20 hr/ project to 10 hr/ project × 15 projects × 5 executives per meeting × \$250/hr): \$187,500
- Paperwork preparation time reduction (60 hr/project × 15 projects × \$100/hr): \$90,000
- Total additional benefit is therefore \$275,500:

$$\text{BCR} = \frac{\$275,000 - \$39,000}{\$2875} = 82$$

$$\text{ROI} = \frac{\$275,000 - \$39,000 - \$2875}{\$2875} = 8109$$

This means that for every dollar invested in the training program, there was a return of \$8,109 in net benefits! In this example, it was assumed that workers were fully burdened at \$100/hr and executives at \$250/hr. The benefits were one-year measurements, and the cost of developing the traffic light system was not amortized but expensed against the yearly benefits.

Not all training programs generate benefits of this magnitude. Lear in Dearborn, Michigan, has a project management traffic light reporting system as part of its web-based EPM system. Lear has shown that in the same amount of time that it would review the status of one project using paper, it can review the status of all projects using traffic light reporting.

### Example 2

During the training program, you discover that other companies are using templates for project approval and initiation. The templates are provided to you during the training program, and it takes very little effort to make the templates part of the EPM system and inform everyone about the update. The new templates will eliminate at least one meeting per week at a savings of \$550:

$$\begin{aligned} \text{Benefit} &= (\$500/\text{meeting}) \times (1 \text{ meeting/week}) \times 50 \text{ weeks} \\ &= \$27,500 \\ \text{BCR} &= \frac{\$27,500}{\$2875} = 9.56 \\ \text{ROI} &= \frac{\$27,500 - \$2875}{\$2875} = 8.56 \end{aligned}$$

In this example, for each \$1 invested in the best practices program, a net benefit of \$8.56 was recognized.

### Example 3

During the training program, you learn that companies are extending their EPM systems to become more compatible with systems utilized by their customers. This should foster better customer satisfaction. The cost of updating your EPM system to account for diversified customer report generators will be about \$100,000.

After the report generator is installed, one of your customers with whom you have four projects per year informs you that it is so pleased with this change that it will now give you sole-source procurement contracts. This will result in a significant savings in procurement costs. Your company typically spends \$30,000 preparing proposals:

$$\text{BCR} = \frac{(4 \text{ projects} \times \$30,000)}{\$2875} = 6.96$$

$$\text{ROI (\%)} = \frac{(4 \times \$30,000) - \$100,000 - \$2875}{\$2875} = 5.96$$

In this case, for every dollar invested in the best practices program, there was a net benefit of \$5.96 received.

---

To date, there have been very few attempts to measure ROI specifically on project management education other than work done by Phillips. However, there have been some successes. In an insurance company, a \$100 million project was undertaken. All employees were required to undergo project management training prior to working on the project. The project was completed 3 percent (\$3 million) below budget.

Unsure of whether the \$3 million savings was due to better project management education or poor initial estimating, the company performed a study on all projects where the employees were trained on project management prior to working on project teams. The result was an astounding 700 percent return on training dollars.

In another organization, the HRD people worked with project management to develop a computer-based project management training program. The initial results indicated a 900 percent ROI. The workers took the course on their own time rather than company time. Perhaps this is an indication of the benefits of e-learning programs. The e-learning programs may produce a much higher ROI than traditional courses because the cost of the course is significantly reduced with the elimination of the cost of release time.

## 11.7 REPORTING LIFE-CYCLE PHASE

---

The final life-cycle phase in Figure 11–1 is reporting. The acceptance of the results could very well be based on how the report is prepared. The report must be self-explanatory to all target groups. If assumptions are made concerning costs or benefits, then they must be justified. If the ROI numbers are inflated to make a training program look better than it was, then people may be skeptical and refuse to accept the results of future ROI studies. All results should be factual and supported by realistic data.

## 11.8 CONCLUSIONS

---

Because of the quantity and depth of available project management training programs, the concept of measuring ROI on training dollars can be expected to grow. Executives will recognize the benefits of this approach and its application to project management the same way it is applied to other training programs. Project management training organizations will be required to demonstrate expertise in ROI analysis. Eventually, PMI might even establish a special investigation group on ROI measurement.



## The Project Office

### 12.0 INTRODUCTION

---

As companies begin to recognize the favorable effect that project management has on profitability, emphasis is placed on achieving professionalism in project management using the project office (PO) concept. The concept of a PO or project management office (PMO) could very well be the most important project management activity in this decade.

With this recognition of importance comes strategic planning for both project management and the PO. Maturity and excellence in project management do *not* occur simply by using project management over a prolonged period of time. Rather, they come through strategic planning for both project management and the PO.

General strategic planning involves the determination of where you wish to be in the future and then how you plan to get there. For PO strategic planning, it is often easier to decide which activities should be under the control of the PO than to determine how or when to do it. For each activity placed under the auspices of the PO, there may appear pockets of resistance that initially view removing this activity from its functional area as a threat to its power and authority. Typical activities assigned to a PO include:

- Standardization in estimating
- Standardization in planning
- Standardization in scheduling
- Standardization in control
- Standardization in reporting

- Clarification of project management roles and responsibilities
- Preparation of job descriptions for project managers
- Preparation of archive data on lessons learned
- Benchmarking continuously
- Developing project management templates
- Developing a project management methodology
- Recommending and implementing changes and improvements to the existing methodology
- Identifying project standards
- Identifying best practices
- Performing strategic planning for project management
- Establishing a project management problem-solving hotline
- Coordinating and/or conducting project management training programs
- Transferring knowledge through coaching and mentorship
- Developing a corporate resource capacity/utilization plan
- Supporting portfolio management activities
- Assessing risks
- Planning for disaster recovery
- Auditing the use of the project management methodology
- Auditing the use of best practices

In the first decade of the twenty-first century, the PO became commonplace in the corporate hierarchy. Although the majority of activities assigned to the PO had not changed, there was now a new mission for the PO:

- The PO now had the responsibility for maintaining all intellectual property related to project management and to actively support corporate strategic planning.
- The PO was now servicing the corporation, especially the strategic planning activities for project management, rather than focusing on a specific customer.
- The PO was transformed into a corporate center for control of project management intellectual property. This was a necessity as the magnitude of project management information grew almost exponentially throughout the organization.

During the past 20 years, the benefits to executive levels of management of using a PO have become apparent. They include:

- Standardization of operations
- Company rather than silo decision making
- Better capacity planning (i.e., resource allocations)
- Quicker access to higher-quality information
- Elimination or reduction of company silos
- More efficient and effective operations
- Less need for restructuring
- Fewer meetings that rob executives of valuable time
- More realistic prioritization of work
- Development of future general managers

All of these benefits are either directly or indirectly related to project management intellectual property. To maintain the project management intellectual property, the PO must maintain the vehicles for capturing the data and then for disseminating the data to the various stakeholders. These vehicles include the company project management intranet, project websites, project databases, and project management information systems. Since much of this information is necessary for both project management and corporate strategic planning, there must exist strategic planning for the PO.

The recognition of the importance of the PMO has now spread worldwide. Enrique Sevilla Molina, formerly Corporate PMO director for Indra, states:

We have a PMO at corporate level and local PMOs at different levels throughout the company, performing a variety of functions. The PMO at corporate level provides directions on different project management issues, methodology clarifications, and tool use to local PMOs.

Besides supporting the local PMOs and Project Managers as requested, the main functions of the corporate PMO include acting on the following areas:

- Maintenance and development of the overall project management methodology, including the extensions for program and portfolio levels
- Definition of the training material and processes for the PMs
- Management of the PMP® certification\* process and candidate training and preparation
- Definition of the requirements for the corporate PM tools

The corporate PMO reports to the financial managing director.

A typical PMO does not have profit and loss responsibility on projects, nor does a typical PMO manage projects for external clients. According to Jim Triompo, group senior vice president at ABB:

The project office does not deliver projects. The projects managed by the project management office are limited to process/tools development, implementation, and training. The project management office is sometimes requested to perform reviews, participate in division-level risk reviews, and operational reviews in various countries.

Most PMOs are viewed as indirect labor and therefore are subject to downsizing or elimination when a corporation is under financial stress. To minimize the risk, the PMO should set up metrics to show that the office is adding value to the company. Typical metrics are listed next.

- Tangible measurements include:
  - Customer satisfaction
  - Projects at risk
  - Projects in trouble
  - The number of red lights that need recovery, and by how much added effort
- Intangible elements may also exist, and these may not be able to be measured. They include:
  - Early identification of problems
  - Quality and timing of information

---

\* PMP is a registered mark of the Project Management Institute, Inc.



## 12.1 BOEING

---

*Not all companies use the term “project management office” (PMO). In some companies, it is called a community of excellence or a community of practice. Every company has its own unique goals and objectives for the PMO. The responsibilities for the PMO can vary from company to company. The information in this section has been graciously provided by Sherry Kytonen, Boeing senior project manager. In addition to over 25 years of project management experience, Sherry has been leading workshops and training on life–work balance and demystifying meditation for productivity since 2010.*

\* \* \*

The Boeing Enterprise Project Management Office sponsors a Project Management Community of Excellence (PjMCoE) that exemplifies and promotes project management best practices and disciplines across The Boeing Company. The purpose of the PjMCoE is to provide a Boeing-wide, cross-functional forum to increase awareness of the skills, discipline, and profession of project management. Serving as a clearinghouse for ideas and information including: industry, methodologies, tools, best practices, subject matter expert teams, and innovation.

A community of excellence (CoE) within Boeing is a formally chartered group that functionally aligns with at least one business organization, has enterprise representation, and is committed to business engagement, knowledge sharing, job opportunities, and education across the entire Boeing Company.

The PjMCoE connects Boeing employees worldwide operating as a voluntary interest group with more than 6,800 active Boeing members and over 1,171 registered PMP credential holders. It is one of the largest interest groups within Boeing. Membership is open to all Boeing employees (direct and contract), and non-US Boeing employees. The PjMCoE started in 1997 as an informal project management interest group with only 75 members. The primary purpose is to act as a Boeing-wide forum for increased awareness of project management skills, discipline, and profession. The PjMCoE is foundational to project management success at Boeing and provides the following services to both its members and the business:

- Networking, collaboration, and support including inSite, a Web tool that allows for sharing, learning, and replicating information and ideas across the company
- An elite team of volunteer subject matter experts (SMEs) who collaborate to define and refine project and program management best practices (PMBP)
- Project management mentoring, coaching, and training

- Assistance for managers seeking to hire or promote project managers
- Information regarding internal and external project management conferences
- Opportunities to volunteer and support community service projects through Boeing's Global Corporate Citizenship team

The PjMCoE has its own steering team with defined responsibilities that support CoE products and services and is representative across all Boeing operating groups and sites. The steering team is foundational to the achievement of the CoE charter, facilitation of regular meetings, oversees operation of an effective management information system, ensures all communication, and notifies aligned organizations when contacted by project teams, programs, or functions with requests for support.

PjMCoE also encourages the development of the project management skills providing support to its members by offering the following services:

- Libraries containing project management–related books, periodicals, methodologies, software, and presentations
- SharePoint and website with regional chapter information and news
- Learning training and development project management curriculum offered through the internal Learning Together Program
- Knowledge centers providing mentoring and coaching services and information on project management certifications and degrees
- A free annual PMP® exam prep course hosting live and recorded training sessions and lessons learned to assist in preparing for the PMP® exam. The first PMP® study group started in 2000 and has had a 95 percent pass rate for those who actually took the exam
- Internal agile and traditional project management training
- Bimonthly WebEx meetings hosting guest speakers and offering professional development units (PDUs) used toward accreditation
- Resources for current project managers including career advancement opportunities, skills assessment tools, and temporary positions

The PjMCoE and other internal educational groups have provided training to Boeing employees by offering a myriad of training opportunities, including specific project management classes. Many employees take advantage of these services to assist them in career development and opportunities and project management awareness and skills.

Other ad hoc training is available for employees to obtain PDUs toward the recertification of their PMP® certification. Life/Work Balance, MS Project, Milestones Professional, Risk, Issue and Opportunity Management, Leadership, Communication, and Virtual Team Management are some of the topics that have been presented at Project Management Conferences and educational venues internal to Boeing. PjMCoE maintains a strong ongoing relationship with the Project Management Institute (PMI) and is a registered PMI® Education Provider.

## 12.2 PHILIPS BUSINESS GROUP PATIENT CARE AND MONITORING SERVICES \_\_\_\_\_

*Michael Bauer, head of the Global SSMO (Solutions and Services Management Office) at Philips Business Group PCMS Services (Patient Care & Monitoring Solutions), describes how the SSMO supports a global operating Solutions & Services Business with a scalable project implementation approach. A scalable project implementation approach is needed due to varying customer needs and a broad range of solution offerings, resulting in different project complexities. These different project complexities require a more flexible and scalable approach, executed by highly skilled project managers.*

\* \* \*

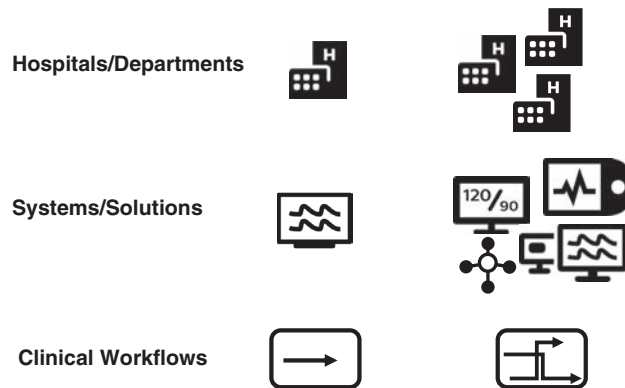
### **Achieving Solution Implementation and Services Excellence in Healthcare Business**

Royal Philips (New York Stock Exchange: PHG, AEX: PHIA) is a leading health technology company focused on improving people's health and enabling better outcomes across the health continuum from healthy living and prevention, to diagnosis, treatment and home care.<sup>1</sup> Philips leverages advanced technology and deep clinical and consumer insights to deliver integrated solutions. Headquartered in the Netherlands, the company is a leader in diagnostic imaging, image-guided therapy, patient monitoring and health informatics, as well as in consumer health and home care. Philips' health technology portfolio generated 2015 sales of EUR 16.8 billion, and the company employs approximately 70,000 employees with sales and services in more than 100 countries.

The Business Group Patient Care & Monitoring Solutions (BG PCMS) provides enterprise-wide patient monitoring solutions, from value solutions to sophisticated connected solutions, for real-time clinical information at the patient's bedside; patient analytics, patient monitoring and clinical decision support systems including diagnostic electrocardiography data management for improved quality of cardiac care; therapeutic care, including cardiac resuscitation, emergency care solutions, invasive and noninvasive ventilators for acute and subacute hospital environments, and respiratory monitoring devices; consumables across the patient monitoring and therapeutic care businesses; and customer service, including clinical, information technology (IT), technical, and remote customer propositions. BG PCMS Services supports and enables the delivery of innovative services and solutions to provide excellent customer experience and maximize customer and shareholder value.

### **Varying Customer Needs and Different Project Complexities**

Implementing PCMS Solution Projects is a local activity performed in each hospital organization in each country, often in the local language. PCMS operates with both local and centralized resources. This global/local organizational design often leads to a virtual working environment with specific requirements to efficiently run the project implementation. The requirements and maturity levels in each country/market and in each hospital customer greatly varies. Each project in a hospital is unique and varies in duration (from weeks to



**Figure 12-1.** Healthcare projects complexity drivers.

years), in size (up to multimillion euros/dollars), and in complexity (from stand-alone solution for one clinician to regional distributed solution for thousands of users) (see Figure 12–1). The range of size and complexity for Solution Implementation Projects in healthcare is broad; it includes in the PCMS scope simpler products, highly configurable systems, software and services including clinical consulting. It is influenced by different customer situations and demand and existing and new technologies. As a consequence the needs for a project management framework vary a lot:

- From single-department to multihospital deployments across country borders
- From stand-alone solutions in group practices or small departments to complex solutions with different systems, software, services fully integrated in the hospital infrastructure across multiple departments
- From simple clinical processes to highly designed workflows
- From “greenfield” implementations across all modalities<sup>2</sup> and applications to customized solutions in existing hospital environments

When delivering low-complexity, single-solution projects in one hospital department on a simple, stand-alone network, the project manager will implement basic tasks within the five PMI process groups such as stakeholder identification, plan development, performing installation, controlling scope and obtaining customer acceptance. Then, when a high complexity solution is delivered within a health system, with many stakeholders and a variety of PCMS solutions, the solution delivery model becomes much more detailed. The project manager will implement additional tasks from the five PMI process groups such as performing a customer expectation analysis, developing a stakeholder RACI matrix, performing a workflow analysis, performing solution integration testing, controlling risk, cost and labor budgets and conducting phased lessons learned reviews. Figure 12–2 illustrates the project complexity drivers.

2. E.g., imaging modalities, like XR, MRI, CT.





**Figure 12–3.** Customer life cycle: A holistic approach to achieve best customer experience.

Out of the entire customer life cycle shown in Figure 12–3, three key areas will be highlighted in this chapter:

1. Solution Design
  - Technically feasible and implementable
  - Supportable by Philips and the customer
  - Financially transparent and profitable
  - Aligned with customer expectations
2. Project Management
  - Successful implementation, in line with what was scoped
  - Enabling a lean and scalable project management approach
  - Provide the right tools to deliver an exceptional customer experience
  - Align way of working across all markets
3. Service Management
  - Focus on the service, not only the technology or products
  - Standardize the way we define and add value to support the customer experience
  - Have flexible and responsive processes to support value creation
  - Be service oriented internally and externally

### **Customer Life Cycle and Customer Experience**

PCMS has an awareness that each organization leaves an imprint with the customer, an experience made up of rational and emotional aspects that determines what healthcare customers associate with the Philips brand, what Philips means to them. This is especially pronounced in a services business. Customer experience is at the heart of a relationship that translates into whether customers repeatedly rely on the organization’s capabilities and embrace it as a trusted advisor.<sup>6</sup> Therefore, another important aspect is how the organization actively and holistically “designs” the customer experience end to end in terms of capabilities, tools, and processes. PCMS strives to apply this customer experience focused approach across the entire customer life cycle from the point in time the customers share their vision and mandate Philips with the realization, through solution design, delivery, and continuous engagement and improvement.

6. Sources for customer experience concepts: [www.cxp.org](http://www.cxp.org), [www.temkingroup.com](http://www.temkingroup.com), [www.beyondphilosophy.com](http://www.beyondphilosophy.com).

In this context, solutions implementation and services excellence are key strategic ingredients to ensure that PCMS reliably and repeatedly delivers the desired customer experience. Hence, building and sustaining project solution implementation and services excellence and reaching a high level of project management maturity with solution implementation projects is a definite goal of vital importance for both the customer and Philips.

According to PMI's March 2012 *Pulse of the Profession* survey,<sup>7</sup> only 73 percent of projects at organizations with high project management maturity meet their original business goals and intent. For Philips PCMS Services, the ambitions for successful solution project implementation are high and require high maturity in how solution projects are designed and delivered.

This ambition was the key strategic driver to implement a Global Solutions & Services Management Office (SSMO) that has broad scope from a methodology, process, and tool perspective around the implementation of solutions and services.

### **Solutions & Services Management Office**

The establishment of a global SSMO was a clear strategic decision and had full support from top management to drive solutions implementation and services excellence strategically.<sup>8</sup> The SSMO is here seen as a next step to develop the PMO concept into a more holistic role around solution implementations and services. It is clear that the alignment of the SSMO scope and charter to the objectives of the organization is key to driving strategy.<sup>9</sup> The purpose of the SSMO is to create and deploy the PCMS Services strategy for solution architecture, project management, service management processes, tools, frameworks, and capabilities development.

PCMS services considers the following important aspects with regard to project solution implementation and services excellence:

- *People.* Well-educated, certified, skilled (hard, soft), and continuously trained solution architects, project managers and team, and services personnel with a professional mind-set, appearance, and behavior. This also includes recruiting the best talent.<sup>10</sup>
- *Processes.* Highly efficient, standardized, lean, repeatable, and well-documented processes that are continuously improved.
- *Tools.* Highly integrated and efficient tools, templates, and applications from the project acquisition until the end of the project.

Solutions implementation and services excellence is not seen as a static goal; the ambition is to continuously raise the bar for project implementation maturity as well as oversee overall competencies and project delivery capacity.

---

7. PMI's Pulse of the Profession March 2012, page 6.

8. For the importance of strategic support of project management, see also: PMI's *Pulse of the Profession* (March 2013): 3.

9. See "Importance & Role of PMO" in PMI's *Pulse of the Profession In Depth Report: The Impact of PMOs on Strategy Implementation* (November 2013).

10. See as well for importance of Project Management talent management: PMI's Pulse of the Profession In Depth Study: Talent Management, March 2013.

The SSMO enables the goal of solutions implementation and services excellence where the following aspects need to be highlighted:

- *Solutions & Services Implementation Excellence matters.* This is a key aspect to value and improving skills, processes, and tools.
- *Change management.* Identify, drive, and implement improvements and changes in the organization.
- *Standardization.* Enable standardized and lean practices and processes across product domains and regions.<sup>11</sup>
- *Continuous learning.* Train, review, and mentor as required.
- *Facilitation of community of practice (CoP) for all the different professions.* This is a key aspect to enable to share, learn, leverage, network, and communicate.<sup>12</sup>

In building of the global SSMO, these conditions were considered:

1. *SSMO positioning.* Senior experts in solution architecture, project management, and service management who guide the organization through changes toward solutions implementation and services excellence with strong change management. Organized along multiyear improvement programs managed by experienced program managers.
2. *SSMO focus.* The SSMO itself does not design, implement, or service customer-facing projects in hospitals itself but focuses on supporting all involved roles along the solutions life cycle including project and services teams.
3. *SSMO consultants.* Implementation of a dedicated senior SME role to provide consultancy for stakeholders in all countries. The aim of the SSMO consultant position is to advance the solution implementation and Services processes, tools, and methodologies to truly reflect the ambitions of solutions implementation and services excellence.
4. *SSMO collaboration with all markets/countries and corporate functions.* The Global SSMO is highly linked to the solutions implementation and services delivery organizations in the respective countries to enable close alignment. SSMO team members are located in various locations to allow for a truly global reach.

### The SOLiD Framework

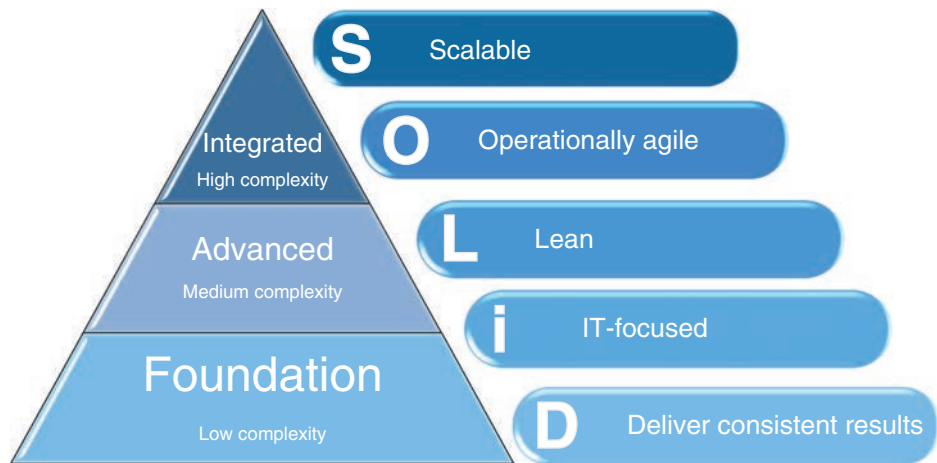
In close collaboration with the PCMS Services Community around the globe, the SSMO developed the SOLiD framework shown in Figure 12–4. The SOLiD framework is Patient Care and Monitoring Solution’s approach for designing, managing, and servicing customer-facing solution implementation projects and services. SOLiD is an abbreviation and stands for:

- **Scalable**, which allows flexibility to meet the demands of our low-, medium-, and high-complexity projects.

11. According to PMI’s *Pulse of the Profession* (March 2013), p. 10: “High performing organizations are almost three times more likely than low-performing organizations (36 percent vs. 13 percent) to use standardized practices throughout the organization, and have better project outcomes as a result.”

12. See as well [wenger-trayner.com/Intro-to-CoPs](http://wenger-trayner.com/Intro-to-CoPs) for more information about Community of Practice (CoP).





**Figure 12-4.** Scalable project implementations: The SOLiD design and delivery framework for PCMS.

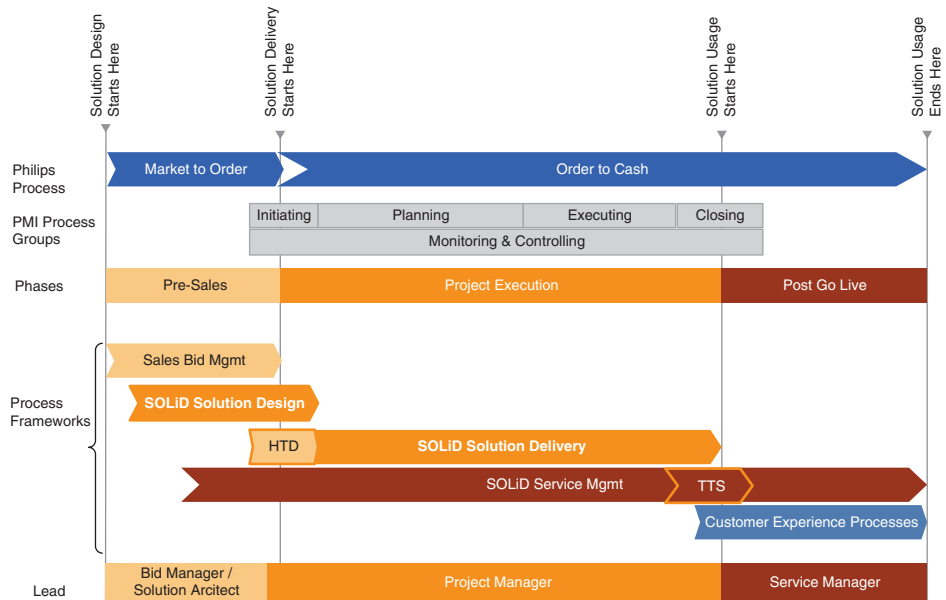
- **Operationally agile**, meaning it is the first iteration, and we will continue to build and improve via iterations over time.
- **Lean**, including only the tasks that would add value to the project and services team and, more important, to hospital customers.
- **iT focused**, including the structure, tools, and processes needed to successfully manage projects and services in an IT solutions environment. Last, SOLiD will help to
- **Deliver consistent results** and bring business value by providing a standard and lean way of working.

The underpinnings of this framework are the process groups of initiating, planning, executing, monitoring/controlling, and closing as defined in the *PMBOK Guide (Project Management Body of Knowledge)* by PMI.<sup>13</sup> Each process group is then further broken down into more specific processes and procedures detailing how PCMS manages the implementation of solution projects and services.

Scalability in project implementations is key to allow the right, flexible, agile, and efficient approach per project, leveraging from a rich tool set. Solution projects are defined by their level of complexity. Typical factors when defining complexity are total cost of the project, number of team members involved, number and size of deliverables, complexity of deliverables and of the customer environment, and time frames involved.

PMI defines a project as being different from other ongoing operations in an organization, because unlike operations, projects have a definite beginning and an end—they have a limited duration and bring value to the organization.

13. See [www.pmi.org/pmbok-guide-standards/foundational/pmbok](http://www.pmi.org/pmbok-guide-standards/foundational/pmbok) for more information. PMBOK is a registered mark of the Project Management Institute, Inc.



**Figure 12–5.** Solution delivery: The SOLiD design and delivery framework for PCMS. HTD: Handover from Sales to Delivery; TTS: Transition from Project to Service & Support.

The SOLiD framework is designed to help offer guidance based on three complexity levels:

1. *Foundation.* Designed for low-complexity projects with basic project management tasks required (e.g., basic testing and simple SoW).
2. *Advanced.* Incorporates the tasks in foundation with additional activities/processes to help better manage medium-complexity projects; includes solution design components.
3. *Integrated.* Incorporates both foundation and advanced frameworks with additional activities needed to manage more intricate, high-complexity projects; usually more technical integration and testing activities and different levels of risk and stakeholder management are needed.

The SOLiD framework supports project management activities throughout the customer life cycle. Figure 12–5 gives an overview with a focus on solution design and delivery.

The figure shows how processes are structured, how PMI process groups are mapped, and how the process frameworks overlap for smooth hand-offs between areas of responsibilities.

- *Solution design.* Tight teamwork between sales and project management is highly important in solution projects following a defined sales bid management process.
- *Solution delivery.* Following the solution design is implemented in line with what we had scoped and following a lean and scalable project management approach.

- *Service management.* Using components from the IT Infrastructure Library (ITIL)<sup>14</sup> toolbox is an industry best practice to set up a highly efficient, state-of-the-art IT services concept.
- *Customer experience.* To make current customer experience visible at different project milestones and during the entire customer life cycle, customers are invited at key touch points to share their feedback with the PCMS organization. The survey process continues beyond implementations and upgrades, with ongoing support and maintenance. Feedback received is evaluated under the aspect of congruence with the desired customer experience, identifying room for improvement and also learning about strengths with regard to solution implementation and services excellence. This closed-loop process is a key characteristic of a continuously learning and improving organization.

An important takeaway is that the different processes are all interrelated and thus break the traditional silo approach. Communication and teamwork are some of the key aspects that prevailed during the definitions of these processes. Especially in a global organization like Philips PCMS, it is important to implement, train, and improve harmonized, standardized, and lean processes. It is also important that everyone speaks the same project implementation and services “language” and uses the same terms. This is one of the reasons why PCMS project managers need to be CAPM®/PMP® certified and trained on the SOLiD framework.

### **PCMS Services Communities of Practice**

Building CoPs around all the professions along the customer life cycle is key for solution implementation and services excellence and continuous improvement, but also to learn, share, and leverage. A CoP has these three characteristics:<sup>15</sup>

1. Shared domain of interest (e.g., project management)
2. Members are practitioners (e.g., project managers)
3. Engagement of the members in joint activities

The SSMO supports, designs, and facilitates the CoPs in close teamwork with the PCMS Services Leadership team. For each CoP, a core team is needed, which consists of volunteering practitioners from different geographic regions. The goal of the CoPs is to share, learn, leverage, network, and communicate among the professions along the solutions life cycle. Engagement in CoPs varies from very active contributing members to passive participation. In addition, the CoPs are one way to reach out to members to share information or ask for feedback and support.

The exchange in the CoP itself helps build individual and group competencies, resolve problems, and avoid reinventing the wheel. The CoP itself also provides a feedback mechanism to the SSMO to help enhance and develop its services and its future

---

14. ITIL (IT Infrastructure Library) developed by the Office of Government in Commerce (OGC) in the United Kingdom.

15. Source: [wenger-trayner.com/Intro-to-CoP](http://wenger-trayner.com/Intro-to-CoP).

direction via various tools (e.g., using polling technology, the CoP can advise on preferences and priorities).

Activities include regular online meetings to exchange information on the key topics, support in the preparation of face-to-face training and conferences, and building new artifacts in the creation of new content for a specific product domain or solution implementation and Services processes. Online CoP meetings are a repeated success as well as regular webinars to teach and share about key aspects for solution implementation and services. It's the best way to get the instant feedback from the community for the community.

### **Key Takeaways to Achieve Solution Implementation and Services Excellence**

The key takeaways for achieving project implementation and service excellence with a Global SSMO could be summarized as follows:

- *Scalable project implementation* enables success for different project complexities.
- *Holistic and fully integrated approach* for the customer life cycle is needed is key for scoping and designing, delivering and servicing solutions for healthcare customers.
- *Work intensively with CoPs and experts around the globe.* A CoP for the different professions is a state-of-the art approach and a key and recognized best practice to share, learn, leverage, network, and communicate together.
- *Process harmonization and standardization* is highly important for the success of an organization operating globally and to reduce complexity. Tight integration in the upstream processes (e.g., sales, bid management) and downstream processes (e.g., entire life cycle) are very important too. This life cycle approach has to be supported by solid change management and training activities.
- *Solution implementation and service excellence* is not a static objective. It requires continuous improvement around people, processes and tools. Even though it is not an absolute objective per se, it is considered a proactive way to anticipate and fulfill the needs of customers with regard to solutions and services.
- *The SSMO is a key enabler* for solution implementation and services excellence, where a focus on specific roles and setup is very important for the success.

## **12.3 NTT DATA**

---

*Delivering reliable, predictable, high-quality results through flexible and scalable standards in the midst of large-scale change.*

NTT DATA Services stayed nimble and responsive to change while driving reliable, predictable, high-quality results through standardization on project management, and an overarching PMO framework, thus providing unified seamless delivery, enabling clients to do more, through integrated, holistic, multiservice business solutions.

## About NTT DATA

NTT DATA partners with clients to navigate and simplify the modern complexities of business and technology, delivering the insights, solutions and outcomes that matter most. We deliver tangible business results by combining deep industry expertise with applied innovations in digital, cloud and automation across a comprehensive portfolio of consulting, applications, infrastructure, and business process services.

NTT DATA is a top 10 global business and IT services provider with 100,000+ professionals in more than 50 countries and is part of NTT Group, a partner to 85 percent of the Fortune 100.\*

NTT DATA welcomed Dell Services into the family in 2016. Together, we offer one of the industry's most comprehensive services portfolios, designed to modernize business and technology to deliver the outcomes that matter most to our clients.\*

### NTT DATA Services PM3 Framework Evolution

For over 29 years, NTT DATA Services has empowered countries, communities, clients, and people everywhere through IT services that drive tangible business results, whether that's connecting better with clients, getting products and services to market faster, or finding easier ways to comply with regulations. It's not about the technology, it's about the end result: moving the enterprise forward.

NTT DATA Services focuses on outcomes and business benefit, combining deep expertise with proven best practice standards to deliver on time, on budget. We drive reliable, predictable, high-quality results through standardization on project management, and an overarching PMO framework while at the same time staying flexible and scalable to deliver the right results and to meet clients' goals. This means staying invested in and evolving the people, processes, and tools aspects of the PM3, NTT DATA Services' Global Project Delivery Framework. The "PM3" stands for Project Management, Program Management, and Portfolio Management. (See Figure 12–6.)

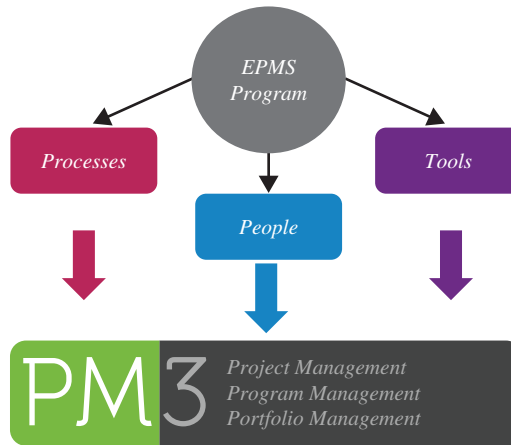
While the PM3 is centrally governed and is continuously improving, large-scale organizational change, such as a large acquisition, requires a dedicated program team to ensure unified seamless delivery for our clients. One such example, sponsored at the senior executive level, was the Enterprise Project Management Standardization (EPMS) Program in which the PM3 was originally established. Acknowledging the need to bring two organizations together and adapt while maintaining focus on results for our clients, the EPMS Program was launched to establish a minimum standard for project management practices to increase project management expertise, efficiency, and effectiveness across NTT DATA Services, ultimately increasing the success of global project delivery over time.

The EPMS program team started with the best-in-existence project management components already contributing to operational success across the organization. Through collaboration with representatives from all segments and delivery teams across the globe, the EPMS Program worked to establish one standard framework.

---

\* <https://us.nttdata.com/en/insights/one-company>.

\* [https://us.nttdata.com/en/-/media/nttdataservices/files/campaigns/one-company/ntt-data-overview\\_web\\_final.pdf?la=en-us](https://us.nttdata.com/en/-/media/nttdataservices/files/campaigns/one-company/ntt-data-overview_web_final.pdf?la=en-us).



**Figure 12–6.** NTT DATA Services global project delivery framework.

The patented PM3<sup>16</sup> is the NTT DATA Services Global Project Delivery Framework, which encompasses the Project and Program Management Framework, the Project Management Office Framework, and the internal Project Delivery Governance standards and processes.

### The PM3 Project/Program Management Framework

The PM3 Project/Program Management Framework:

1. Addresses the people, process and tool aspects of project, program and portfolio management.
2. Is flexible, scalable and applicable to any type of project.
3. Is completely aligned to industry-recognized best practices from the Project Management Institute’s Guide to the Project Management Body of Knowledge (*PMBOK® Guide*) as well as PMI’s® Standard for Portfolio Management.
4. Uniquely packages and integrates the methodology assets online to help project management team members quickly and easily navigate the processes, templates and supporting toolkit, through a variety of user-friendly views.

The PM3 PMO Framework (see Figure 12–7):

- Focuses on portfolio-level standards, processes, tools, and templates, addressing six standard PMO functions. These tools and processes, when properly applied, increase project delivery quality and effectiveness through better governance, overall support, and leverage of best practices and lessons learned.

16. US Patent 8,407,078 B1: Method of and System for Managing Projects, Programs and Portfolios Throughout the Project Lifecycle.

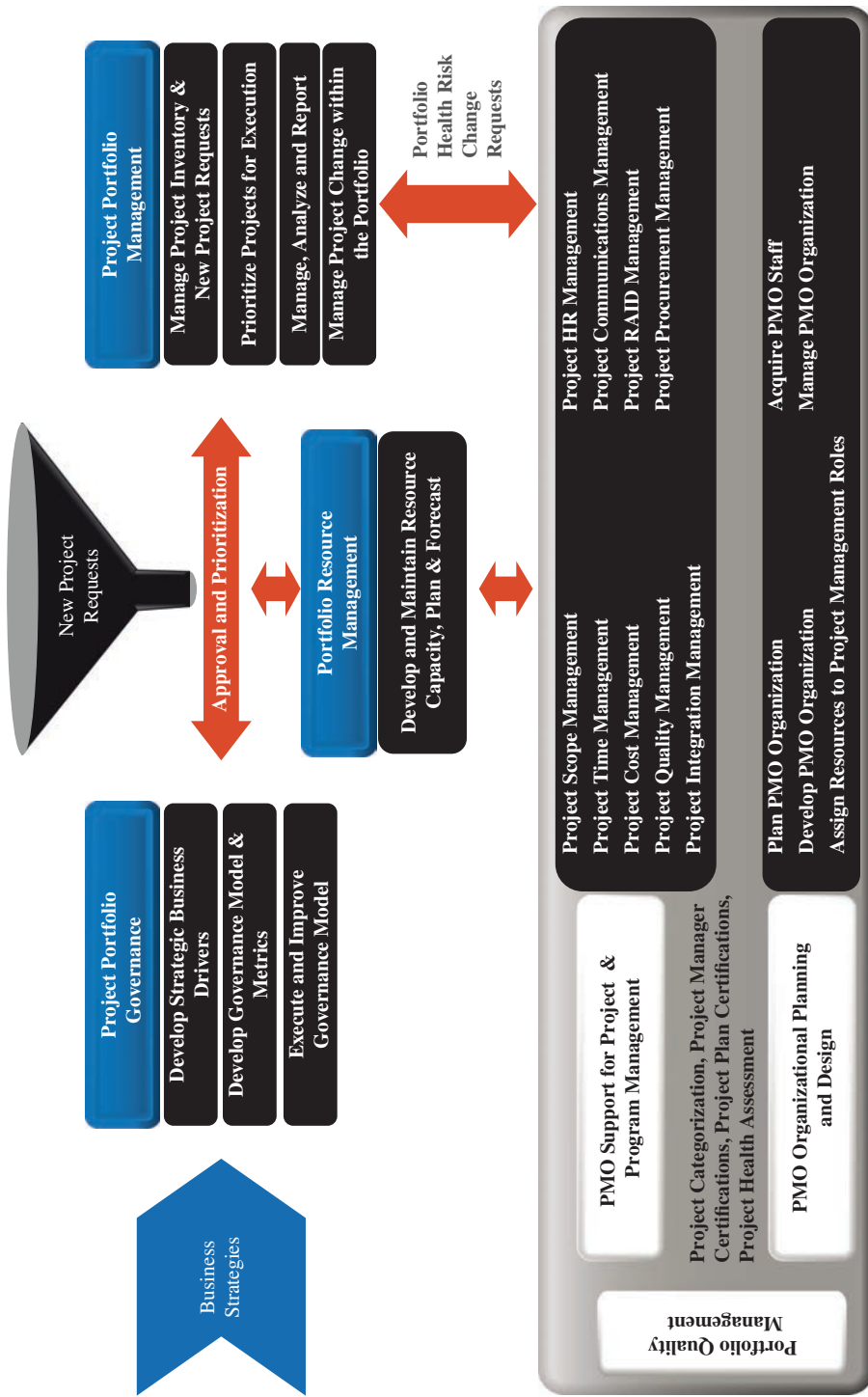


Figure 12-7. PMO process flow.

- Provides the standard processes, tools, and templates to execute a group of standard functions that support business success through:
  - Project Portfolio Governance
  - Project Portfolio Management
  - Portfolio Resource Management
  - Portfolio Quality Management
  - PMO Support for Project and Program Management
  - PMO Organizational Planning, Design, and Management
- Represents the portfolio management component of the PM3; it works within the PM3 Framework to provide a deeper organizational insight into all aspects of project execution both at the tactical and strategic levels. The PMO also helps to efficiently allocate the resources among the ongoing initiatives and governs the projects from a strategic viewpoint, helping to increase alignment of project delivery with the client's strategic goals.
- The PMO . . .
  - Streamlines the project, program, and portfolio management effort and increases project delivery quality and effectiveness.
  - Provides data that can be applied to driving up project throughput, thus maximizing a client's strategic gain for their investment.
  - Is designed to accelerate organizational change management.
  - Provides clear and efficient lines of project leadership and authority for issue escalation and resolution.

Overall, the PM3 Framework contributes to operational excellence for both NTT DATA Services and our clients by:

- Demonstrating unified, seamless delivery to our clients, standardizing project management across integrated, end-to-end, multi-service solutions.
- Increasing likelihood of successful delivery, with proven, repeatable industry-aligned best practices.
- Providing continuous project performance monitoring and reporting, using quantitative early warning metrics; proactively identifying and minimizing negative impacts, which ultimately contributes to clients loyalty.
- Enabling project managers to grow and thrive through flexible, cost-effective, industry-aligned training and certification, providing ongoing professional development and more clearly defined career paths.

### **Assuring Quality through Project Delivery Governance**

Project delivery governance is the process and associated accountability framework to oversee, monitor, and control global project delivery performance as well as the compliance to the PM3 standards for project management.

The PM3 project delivery governance process:

- Is applicable to both internal and external projects and programs.
- Is scaled appropriately based on standardized project complexity categorization (PCC), which scores each project based on a common questionnaire of size, complexity, and risk factors.



- Includes responsibilities of the account PMO, business line/delivery team PMO, and/or governance leads as well as the Enterprise PMO. This standard also defines the role of the operations management in the governance of project delivery and how we all work together.
- Is accomplished through routine governance, reporting, quality assurance, and quality control activities.

This governance process improves visibility of project performance at the senior executive levels as well as defines standards for performance measurements and reporting. Information reported as part of the governance process provides early warning and, as part of quality control, triggers intervention and remediation processes for underperforming projects.

The scope of control for this governance process includes:

- Global project delivery performance
- Compliance with project management standards

PM3 project delivery governance benefits include:

- Improved visibility of project performance across NTT DATA Services.
- Continuous monitoring, early warning, identification and inspection of underperforming projects through timely, objective, quantitative performance reporting.
- Rapid response, proactive intervention, and remediation for underperforming projects and programs.
- Clearly defined and consistent, common standards for performance metrics and reporting.
- Ultimately contributes to reducing the negative impacts to the company's financials and client satisfaction.
- Increased ability to replicate excellence in all of our projects.
- Consistency in execution, with reliable, predictable results.
- Standardized project management methodology and toolkit across NTT DATA Services supporting scalability and growth targets.

### **Enabling Success through Project Manager Development, Certification, and Leadership Skills**

### **The Art and Science of Project Management**

The patented PM3 methodology and supporting documents require qualified project management team members to interpret and apply the methodology, standards, and tools appropriately, based on the specific needs of the project or program. Project management cannot be executed successfully, nor can the value and benefits be fully realized, by following a checklist or step-by-step procedure. Standards, process, and tools are only half of the equation. Successful project management relies on strong leadership, decision making, and expert judgment, as well. To reap the maximum benefits, the use of the PM3 Project and Program Management Framework, project managers must strike a balance between the science of disciplined execution and the art of using sound judgment in leading the

effort. The value comes when the processes and tools are applied properly and most efficiently for both our clients and NTT DATA Services, balancing risk with the degree of rigor applied.

The PM3 processes and supporting tools and templates are designed to mitigate risk and deliver predictable and repeatable results—these processes and tools are what we refer to as “the science” of project management. Project managers must focus not only on the processes they need to follow but also on the intent of the processes and the results, or outcomes, these processes and standards are designed to produce.

The “art” of project management is the judicious and cost-effective application of the science to the business problem and environment. The methodology and tools are flexible and require experienced, qualified project managers to apply them appropriately. Although our methodology provides guidelines for scaling based on the project size, complexity, and risk, every client engagement is different, and this scaling requires judgment and experience on the part of the project manager to decide where to customize and where to flex.

The PM3 framework is a means to an end. There can be several paths that lead the PM practitioner to the critical outcomes that are necessary for project success. The strong project manager will balance the art and science to ensure the critical outcomes are achieved.

### **Developing and Maintaining Proficiency through the Internal PM3 Project Management Certification Program**

- NTT DATA Services internal PM3 Project Management Certification Program: is the standard for aligning the right project manager, based on skills and experience, to the right project, based on size, complexity, and risk factors (or project complexity categorization—PCC level),
  - Enables better allocation of project management resources to project complexity levels, to reduce risk and increase probability of project success, in the most cost-effective manner.
  - Establishes a consistent standard across NTT DATA Services to enable career mobility and promote career growth, through a more clearly defined development path.
  - Provides a consistent level of qualification and quality assurance of the PM population, which is critical in a leveraged resource model.
  - Is a multi-tiered project management certification program that certifies project management resources according to skills, training, and, most important, successful project experience.
  - Is a key differentiator and value-add to the client, demonstrating quality assurance and professional development for our project management team members, which increases the client confidence level with our project management resources.
  - Is measured and driven by organizational priority and need.
  - Is complementary to NTT DATA Services’ people strategy and PMI project management certifications.
  - Formally recognizes project manager success, experience, and knowledge.

- Encourages and fosters a culture of mentoring.
- Promotes proficiency and consistency in project management standards and best practices.
- Ensures assignment of a well-rounded project manager, who has demonstrated effective application of the standards and proven success with like-sized/complexity projects and programs.
- Aligns with and complements the PMI project management certifications.
- Provides more visibility into career opportunities for project managers.

### **Investing in Project Managers’ Development to Drive Quality and Success**

At NTT DATA, our people are not only who we are today but are the future of our organization. We know our employees are our most important investment, and, with the right tools and environment, the potential to succeed is unlimited.

In addition to technical skills related to the specific project management processes and tools, or what is sometimes referred to as the “science” of project management, the NTT DATA Services Project Management Learning System emphasizes the importance of human performance skills, or the “art” part of project management. Excellent leadership skills and good judgment are critical to the success of any project manager.

The PM3 Project Management Certification Program and associated PM3 training are critical to long-term sustainability of the standards. The PM3 includes a comprehensive curriculum that provides project management team members the opportunity to build project management skills and understand the NTT DATA Services approach. These experiential courses are based on the PM3 and associated toolkit, with additional real-world examples and case studies built to address common project management challenges. The project management curriculum has been approved by the Project Management Institute (PMI), contributing to NTT DATA Services PMI® Registered Education Provider (REP®) status, which qualifies participants to earn PDUs toward their PMI® Project Management Professional (PMP) or other PMI® project management certification or recertification.

All of the PM3 training is web-based, offered online to provide easy access and navigation, in the most convenient and cost-effective manner for NTT DATA Services project management team members. A training homepage is available on the intranet to assist the user in navigating through all the available training resources, organized by:

- Latest highlights and shortcuts to newly released courses
- Important links to other related sites, team-specific training
- A direct link to the PM3 repository and PM3 Project Management (PM) Certification Program
- Training categorized by learning paths or programs, aligned to:
  - Role and PM3 PM certification level
  - Leadership competencies
  - Technical and functional competencies

**Driving Long-Term Adoption and Sustainability through Organization Change Management Techniques**

A critical success factor to the success of the EPMS program was in the approach and techniques used to drive and sustain major change over time.

The team found it most effective to leverage various Organizational Change Management techniques, beginning with:

Committed executive-level sponsors established from the beginning and maintained throughout, including as the program transitioned to steady-state governance operations.

*Top-Down Communication from Sponsors*

- Reinforcing priority and alignment to overall organizational strategy on a regular basis.
- Minimum twice/year with a long-running program and especially after leadership changes and significant re-organizations
- In conjunction with and after the strategy is communicated.

A “Change Readiness Assessment”—a standard element of organizational change management—leverages interviews and solicits input from a sample group of impacted stakeholders from all levels of the organization. This input was critical to the PM3 implementation, training, and communication plans. In addition, it supports buy-in because the program team took the time to include and value stakeholder involvement and input right from the start of the program.

*Ensure Involvement from All Impacted Stakeholder Groups and Teams*

- Global, services-wide involvement and collaboration with SME representatives from all teams with project delivery.
- Solicit and incorporate feedback through formal deliverables and routine weekly/biweekly meetings.
- Establish a “leadership steering committee” for the program, organization-wide representation at the level of leadership with authority to enforce standards, to remove obstacles, and to escalate/resolve issues.
- Be collaborative versus dictatorial; flexing to adapt to the business situation and level of maturity of the organization, without sacrificing quality or the intent of the standard. Focus on the intended outcome.

*Establish and Maintain Credibility of the PMO and Program Team Across the Organization*

- Lead by example; demonstrate the value through practical application versus theory.
- Communicate alignment with industry-recognized best practices.
- Ensure implementation and/or improvement plans demonstrate value to the business early, and regularly, in the rollout to maintain interest, momentum, and visibility to the value—with “quick wins,” “low-hanging fruit” aligned to the hottest business “pain points.”
- Be supportive and flexible, balancing risk with rigor, scaling and streamlining where appropriate without sacrificing quality.

- The PMO exists to serve the business, our clients, and the PM community; be supportive and accommodating, not intrusive or disruptive.
- Listen; continue to seek to understand the business and be sensitive to client's priorities.
- Get involved with outside organizations, take advantage of opportunities to showcase your best practices to solicit outside industry recognition and validation; use these accomplishments, awards, and recognition in communications to establish and lend credibility to the standards and the PMO team driving the change.
- Communicate, communicate, communicate! Sustains visibility and momentum.

### Contributors

PM3 contributions by subject matter experts from across NTT DATA Services, with specific authorship for this publication by the Enterprise PMO Team:

**Michele A. Caputo, PMP**

NTT DATA Services Enterprise Project Management Office (EPMO) Leader &  
Enterprise Project Management Standardization (EPMS) Program Director

**Allison Bass, PMP, ITIL, 6  $\sigma$  GreenBelt**

**Bonnie Flynn, PMP**

**Tracy F. Grimes, PMP**

## 12.4 CISCO SYSTEMS

---

Cisco Systems, Inc. looked at key areas and opportunities in July 2016 to become a world-class global project and program management office. As a result, in September 2016, Cisco embarked on establishing a formal global project and program management office (GPMO). In order to create this new GPMO, Cisco combined 12 separate PMO organizations into a single entity.

With changing market needs and heightened customer expectations, Cisco believes global project management excellence is core to its professional services delivery strategy. "The most critical function that has to execute in professional services needs a professionally run program and project management function. This is the single largest organization within Cisco," states Sanjay Pal, vice president, GPMO.

Cisco is known for delivering strategic high-value outcomes for clients. The GPMO vision is to be recognized by its customers and the services industry as the standard for consistent excellence in portfolio, program, and project management. Centralizing into a global organization focuses efforts on innovation, investing in talent, driving consistency, unlocking business value, and serving customers. Cisco recognized that it needed to develop new PM delivery tools as the market changes, build on capabilities and create new career opportunities, implement a consistent set of PM best practices

globally, manage risk and drive predictable outcomes, and demonstrate greater value for customers.

“One of the challenges Cisco is facing is that there are not a lot of PMOs in Professional Services that we can benchmark ourselves against,” says Erik Vogel, Cisco’s GPMO director. Viewing this as an area of growth, Cisco established four transformation pillars of operational excellence in which to drive this growth. The four pillars include portfolio modernization, operational rigor, simplification, and capturing talent. “Everything we are doing today aligns to these pillars,” states Erik. Application of these four pillars will result in becoming better at business processes and making data driven decisions.

The GPMO is driving process consistency and building talent competencies so Cisco can manage increasingly complex environments. After listening to the voice of the customer, Cisco defined four functional attributes that are very critical to success of the GPMO. The entire organizational structure is centered around these four areas, consisting of ensuring aligned by geography, ability to lead large complex deals and drive large transformational programs, focusing on technology direction and PM requirements for those areas, and competencies that can be centralized.

In general, Cisco is forming a global governing function that:

- Enables and confirms the PMO is managed effectively and consistently across regions
- Standardizes and maintains processes, policies, standards, and training
- Identifies and measures organizational metrics and key performance indicators
- Provides a venue for communicating program risks and establishing, assessing, and enforcing PMO standards with Cisco standards
- Creates new employee onboarding, career development, and training requirements

As the Cisco GPMO transforms into a truly world-class PMO organization, all transformation activities adhere to four key tenets: increased simplicity, ruthless standardization, data-driven decision making, and becoming a better business partner. All transformational initiatives are evaluated against these tenets to ensure they align with the overall objectives.

Cisco is bringing together program governance with technical governance, using the best of their best people to lead transformational journeys for customers. “We brought together 1300+ people and 11 teams under one organization. This is the heart of the organization and will make it the state of the art,” says Sanjay Pal. Erik Vogel agreed and further stated that “this function is core to complex, cross-functional programs. This whole team will be evolving into a strategic role as Cisco grows in this area.”

In summary, Cisco created the GPMO as a best-in-class organization that delivers the highest level of customer value, owns the reputation of a value differentiator, and envisions being recognized by clients and the services industry as the standard for consistent excellence in portfolio, program, and project management, adding to Cisco’s reputation for delivering strategic high-value outcomes for clients.

Cisco strives to serve customers, unlock business potential, innovate, invest in talent, drive consistency, and continuously learn. Cisco is on a mission to drive top-line growth,

propel professional growth for employees, and elevate the level of value brought to customers. Cisco's professional services is transforming how they do business by becoming more efficient, improving the resource process and remaining a learning culture.

The future GPMO is a global PM organization that innovates and leads from the front, champions a professional PM community, amplifies the next generation of professional services and growth, and unlocks customer potential to further the value Cisco brings to customers.

## 12.5 CHURCHILL DOWNS INCORPORATED: ESTABLISHING A PMO ---

*Deciding to implement a PMO is easy. Being able to do it requires that certain obstacles be overcome. Chuck Millhollan, formerly director of program management at Churchill Downs Incorporated (CDI), discusses the chronology of events his organization went through and some of the obstacles that had to be overcome.*

\* \* \*

One of our primary barriers to implementing structured project, program and portfolio management processes was "familiarity." The Churchill Downs Incorporated PMO, chartered in April 2007, is the first in the thoroughbred horseracing industry. Our senior-most leadership understood the need for a structured, standardized approach to requesting, approving, and managing projects and maintaining the project portfolio; however, many of the organizational resources had never been exposed to formal project management concepts.

Our executives took an active role in the implementation process.

I would say this is one of the primary factors influencing the early success enjoyed by the Churchill Downs Incorporated PMO. We chartered our PMO with clearly defined vision and mission statements and business objectives. Our CEO signed the charter, granting authority to the PMO to expend organizational resources as related to managing capital projects.

- Our PMO was chartered in April 2007.
- We developed a threefold mission focused on the need identified by our senior leadership:
  1. Establish, facilitate, and manage the project portfolio selection and funding process.
  2. Create a foundation for consistent project success throughout the organization through development of a strong and pervasive project management discipline within CDI's project teams.
  3. Guide key projects to a successful conclusion by providing project management leadership, while improving the quality and repeatability of related processes.
- We defined the PMO's business objectives and linked progress to the PMO director's compensation plan. Objectives included:
  1. Develop and implement standards for project selection.
  2. Develop and Implement a standardized project management methodology.

3. Build project management professionalism among CDI staff.
  4. Manage the CDI project portfolio.
  5. Direct project management for key strategic initiatives.
  6. Ensure processes for benefit realization.
- We conducted training classes on project management, team building, critical thinking, and so on, to not only share our knowledge, but also to build relationships with project team members and other stakeholders.
  - The PMO facilitated a book club (also chartered with clearly defined objectives). This process received recognition throughout the organization and directly contributed to developing relationships between different departments. Our book club membership includes representatives from nine different departments, ranging from vice president level members to individual contributors.
    - Objective 1: Personal growth through completing chosen books and active involvement in discussions.
    - Objective 2: Explore creative ideas and ways of addressing real-world business issues through practical application of concepts and shared learning as related to Churchill Downs and respective teams.
    - Objective 3: Promote interaction among different functional areas within the Churchill team by active participation in book club discussions and sharing opportunities for addressing real-world work-related issues in a safe, confidential environment.
    - Objective 4: Share learning within respective teams through intradepartmental discussion and implementation of learning related concepts.
  - The primary driving factors behind Churchill Downs Incorporated's decision to staff a PMO were challenges with defining and managing the scope of projects, effectively allocating resources amongst multiple projects, and bringing projects to a defined closure.

## 12.6 CHURCHILL DOWNS INCORPORATED: MANAGING SCOPE CHANGES \_\_\_\_\_

*Mature PMOs either participate directly in the scope changes above a certain dollar level or set up processes for controlling scope changes. Chuck Millhollan, formerly director of program management at CDI, identifies six steps necessary for scope definition and change control.*

\* \* \*

### Step 1: Be Lean

Trying to introduce any type of structure or control in an organization or environment that has been absent of controls can present a significant challenge. Before a project management organization can



address scope change control, it must implement a process to define scope. Getting organizational decision makers to accept the project management precepts is not overly difficult, but changing organizational behavior to leverage these principles is another matter altogether. The more change we attempt to introduce into an environment, the more difficulty that environment has in adapting to, accepting, and embracing that change. To avoid the natural resistance to excessive change, a logical approach is to limit the scope of change and focus on immediate needs. Focus on the foundation and basics. Why have a complex, highly mature process if you are not consistently performing the basics well?

### **Step 2: Define Preliminary Scope**

The immediate need for an organization without processes for capturing the business objectives associated with project requests is to define a structured approach for documenting, evaluating, and approving the preliminary scope of work. Note that *approving* the scope of work involves more than shaking heads, shaking hands, or a causal agreement on broad, subjective criteria. Approvals, in project management, imply documented endorsements. More simply, signatures that provide evidence of agreement and a foundation to build upon. It is important to emphasize to stakeholders and sponsors unfamiliar with our profession's structured approach to managing projects that accepting a preliminary scope of work does not mean that you are locked in for the remainder of execution. Nothing could be farther from the truth. Instead, you are protecting their interests by beginning to set boundaries upon which effective planning can begin. In other words, you are increasing the probability (remember the research) that the project will be successful.

### **Step 3: Develop Understanding of What Final Acceptance Means to Project Sponsor or Sponsors**

How do we know when we have arrived at a destination? When traveling, we know our trip is complete when we reach our intended destination. Likewise, we know that a project is complete when we have delivered on the business objectives identified in the project charter, right? Well, yes . . . and then some. The "and then some" is the focus of scope change control. How does your organization define final sponsor acceptance? The recommended approach is to define sponsor acceptance for stakeholders using plain language. Sponsor acceptance is the formal recognition that the objectives defined in the original agreed upon scope of work have been met, plus the objectives agreed upon in all of the formally approved change requests. This plain definition helps to avoid the differing perceptions around what was wanted versus what was documented.

### **Step 4: Define, Document, and Communicate a Structured Approach to Requesting, Evaluating, and Approving Change Requests**

What is a change request? Some schools of thought suggest that changes are limited to requests for additional features, deliverables, or work. While this paper is focused on these types of change requests, or scope change requests, it is important to note that any change that has the potential to impact expectations should follow a formalized change request, approval, and communication process. Remember, aggressively managing expectations is our best opportunity to influence our stakeholder's perception of value. Scope, budget, schedules, and risks are typically interdependent and directly influence our stakeholder perceptions. Also, remember that the most effective

change control processes include risk assessments that evaluate the potential risks of either approving or disapproving a change request.

Keep in mind that too much bureaucracy, too much analysis, or too much unnecessary paperwork will give stakeholders an incentive to circumvent your process. If you want your stakeholders to avoid, ignore, or completely bypass your process, include a great deal of administrivia. Administrivia is the new word for “trivial administrative process.” (As the author, I reserve the right to add to the English language.) Remember, our profession’s focus is on delivery and business results, not just adherence to a pre-defined process. Taking a lean approach to scope change request documentation can help influence acceptance of this sometimes painful, but vital, process for capturing change.

Process tip: Determine early (either as an enterprise standard or for your specific project) what the tripwires and associated levels of authority are for approving a requested change. What level of change can be approved internally? For example, a change with an impact of less than one week schedule delay or budget impact of under \$10,000 may be approved by the project manager. What needs to be escalated to the project sponsor, what needs to be reviewed by a change control board or governance council? Determining these decision points in advance can remove a great deal of the mystique around how to manage change.

Ensure that everyone understands the difference between the natural decomposition process and identifying new work that must be accomplished to deliver on a previously agreed upon business objective and work associated with new or modified deliverables. Remember that omissions and errors in planning may lead to schedule and budget changes, but are usually not scope changes.

**Step 5: Document and Validate Full Scope of Work (Create Work Breakdown Structure)**

A great approach for defining all of the work required to complete a project is to start with the desired end state and associated expected benefits. What work is required to provide those benefits? What work is required to reach the approved end state goals (or business objectives)? Plan to the level of detail necessary to effectively manage the work. Decomposing work packages beyond the level required for effective management is considered administrivia. Note that defining and communicating the processes for final sponsor acceptance and requesting changes both come before traditional decomposition. Why? Terrific question! The natural planning processes that we follow in breaking down business objectives into definable work packages can be a catalyst for change requests. We want to communicate up front that change is not free and that additional requests will need to be formally requested, documented, agreed upon, and approved before being included in the project scope of work.

**Step 6: Manage Change**

Your foundation is laid, you have documented the preliminary scope, you have defined processes for sponsor acceptance, you have defined and documented scope change request processes, and you have developed your work breakdown structure, now the only thing left is to manage according to your policies and plan. Almost forgot . . . you have to manage the change requests that are guaranteed to come too! Scope change control protects the project manager, and the performing organization, from scope creep and contributes to managing stakeholder expectations.

A question that frequently comes up among practitioners is “What do I do when my leadership does not allow me to define, document, and manage change?” This is a real, practical question that deserves a response. The instinctive approach is to communicate the necessity for a structured approach to documenting and managing scope. As our peers will confess, this is not always sufficient to get the support we need to set organizational policy. We can attempt to implement these processes without formalization, or just “do it anyway.” This can be an effective approach for demonstrating the value, but can also be perceived as a self-protective measure instead of a process used to increase the likelihood of project success. People can be leery of someone else documenting requests, justifications, etc. . . . for their needs. Ensure that you share the information and provide an explanation as to why this approach is designed to ensure you are managing to their expectations. In general, people have difficulty not accepting altruistic approaches to meeting their needs.

**Learn from Other’s Lessons:  
A Real-World Application**

Leveraging experience, best practices, and lessons learned, the Churchill Program Management Office began with the basics; they chartered their PMO. The threefold mission of the newly founded PMO was to establish, facilitate, and manage the project portfolio selection and funding process; create a foundation for consistent project success throughout the organization through development of a strong and pervasive project management discipline; and to guide key projects to a successful conclusion by providing project management leadership while improving the quality and repeatability of related processes. Sounds fairly standard, right? The mission was then broken down into specific objectives and successful completion of these objectives was tied to the PMO director’s compensation.

*PMO Objectives:*

1. Develop and implement standard processes for project requests, evaluation, and funding to ensure that approved projects were aligned with Churchill Downs Incorporated’s business goals and objectives.
2. Develop and implement a standardized project management methodology, to include policy, standards, guidelines, procedures, tools and templates.
3. Build project management professionalism by providing mentorship, training, and guidance to project teams as they learn and adopt project management processes and best practices.
4. Manage the Churchill Downs Incorporated project portfolio by ensuring required documentation is in place and that stakeholders are properly informed about the ongoing progress of the project portfolio through effective reporting of key performance indicators.
5. Direct project management for key strategic initiatives.
6. Ensure benefit realization by using processes for clearly defining business cases and the associated metrics for measuring project success. Facilitate post-implementation benefit measurement and reporting.

As related to change control, we wanted to ensure that the process was lean, that our stakeholders understood the importance of the process, and finally . . . arguably most

important . . . communicated in a way that our stakeholders understood and could follow the change request processes. Here is a thought-provoking question for our practitioners: Why do we expect our stakeholders to learn and understand our vernacular? To aid in understanding and training, we developed visual tools documenting our overall project management processes in a language that they understood. For example, the project “race track” (see Figure 4–20 in chapter 4) demonstrated to our leadership and project team members what we, in our profession, take for granted as universally understood; that projects have a defined start, a defined finish, and require certain documentation throughout the planning and execution processes to ensure everyone understands expectations and that we will realize the intended benefit from the investment.

For Churchill Downs Incorporated, scope change control begins with the foundation of a completed investment request worksheet (or business case) and an agreed to scope of work as outlined in a signed charter. The work is then decomposed to a level of detail required to control the effort and complete the work necessary to deliver on the requested and approved objectives as detailed in that charter and approved scope change requests. A scope change request consists of a simple to understand, fill in the blank template, and the process is facilitated by the project manager. More important, the scope change request form is used to document the business objectives for a change request, the metrics needed to ensure the change’s benefits are realized, the impacts on schedule and costs, the funding source, and the necessary approvals required for including the request in the overall scope of work.

Some of the benefits that Churchill Downs Incorporated has realized to date from this structured approach to documenting and controlling scope include:

1. Retroactively documenting scope for legacy projects, which resulted in canceling projects that were plagued with uncontrolled change to the point that the final product would no longer deliver the benefits presented in the business case.
2. Denying scope change requests based on factual return on investment and impact analysis.
3. Ensuring that requested scope changes would contribute to the business objectives approved by the investment council.
4. Empowering project team members to say “no” to informal change requests that may or may not provide a quantifiable benefit.
5. Demonstrating that seemingly great ideas might not stand up to a structured impact analysis.

## 12.7 TYPES OF PROJECT OFFICES

---

Three types of project offices (POs) are commonly used in companies.

1. *Functional PO.* This type of PO is utilized in one functional area or division of an organization, such as information systems. The major responsibility of this type of PO is to manage a critical resource pool, that is, resource management. Many companies maintain an IT PMO, which may or may not have the responsibility for actually managing projects.

2. *Customer group PO*. This type of PO is for better customer management and customer communications. Common customers or projects are clustered together for better management and customer relations. Multiple customer group POs can exist at the same time and may end up functioning as a temporary organization. In effect, this acts like a company within a company and has the responsibility for managing projects.
3. *Corporate (or strategic) PO*. This type of PO services the entire company and focuses on corporate and strategic issues rather than functional issues. If this PMO does manage projects, it is usually projects involving cost reduction efforts.

As will be discussed later, it is not uncommon for more than one type of PMO to exist at the same time. For example, American Greetings maintained a functional PMO in IT and a corporate PMO at the same time. As another example, consider the following comments provided by a spokesperson for AT&T:

[A] client program management office (CPMO) represents an organization (e.g., business unit, segment) managing an assigned set of portfolio projects and interfaces with:

- Client sponsors and client project managers for their assigned projects
- Their assigned department portfolio management Office (DPMO)
- Their assigned portfolio administration office (PAO) representative
- CPO-resource alignment (RA) organization Factories

The department portfolio management office (DPMO) supports its client organization's Executive Officer, representing their entire department Portfolio. It serves as the primary point of contact between the assigned CPMOs within their client organization and the PAO for management of the overall departmental Portfolio in the following areas:

- Annual portfolio planning
- Capital and expense funding within portfolio capital and expense targets
- In plan list change management and business case addendums
- Departmental portfolio project prioritization

The PMO is led by an executive director who is a peer to the line project management executive directors. All executive directors report to the vice president—project management.

The functions of the PMO include: Define, document, implement, and continually improve project management processes, tools, management information, and training requirements to ensure excellence in the customer experience. The PMO establishes and maintains:

- Effective and efficient project management processes and procedures across the project portfolio.
- Systems and tools focused on improving efficiency of project manager's daily activities while meeting external and internal customer needs.
- Management of information that measures customer experience, project performance, and organizational performance.
- Training/certification curriculum supporting organizational goals.

## 12.8 HEWLETT-PACKARD

---

Another company that has recognized the importance of global project management is Hewlett-Packard. According to Sameh Boutros, PMP, formerly director of program and project management practice at Hewlett-Packard:

For large, global companies, the need for project management standardization is essential in order to deliver higher-value services at competitive costs. At Hewlett-Packard in the HP-EDS business group, there is a network of Program and Project Management (PPM) Practices in the Americas, Europe, and Asia Pacific regions. The mission of these practices is:

- To provide PM Services to HP Clients through Account PMO Leaders and PMs that lead IT services projects. The PPM Practice achieves its objectives when PMs consistently deliver projects on time, on budget, and to the client's satisfaction, using disciplined and mature best practices. The PPM Practice supports the business objectives of efficient use of resources, profitability, growth, and customer satisfaction. It also provides profession leadership to ensure that the PMs are prepared to meet the needs of the business and have the opportunity to develop and grow their careers.

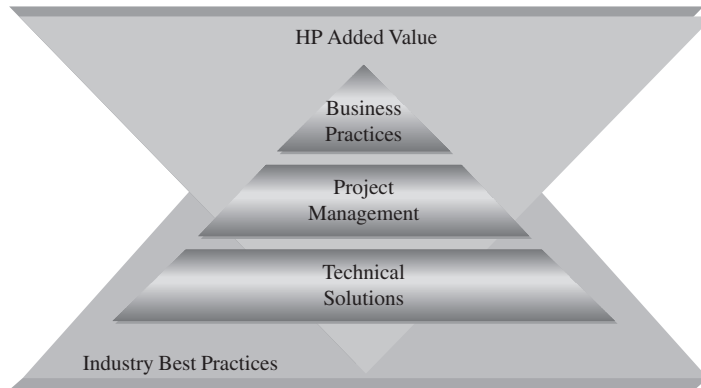
Project management development involves formal training and certification as well as informal development. Project management is a core skill and competency for HP Services. The award-winning Project Management Development Program is organized by core project management courses, advanced project management topics, courses specific to HP Services practices, and professional skills training. Other activities that support project management development include:

- Driving project management certification programs
- Updating and managing the formal training curriculum in coordination with workforce development
- Driving and participating in major events like PMI congresses and regional project management training/networking events
- Encouraging informal communication and mentoring
- Providing mentorship to field project managers

The Global Method for Program Management provides project managers with methodologies and a standardized approach using industry best practices and incorporating the added value of HP's experience. This is shown in Figure 12-8.

Doug Bolzman, Consultant Architect, PMP, ITIL Expert at HP, discusses the PMO approach:

Most organizations have a PMO established and this was generated from the view that their individual projects required oversight. This is a significant jump for many organizations that, 15 years ago, did not see value in project managers and are now funding a PMO. But most of them are paying the price to staff the PMO but still do not see the



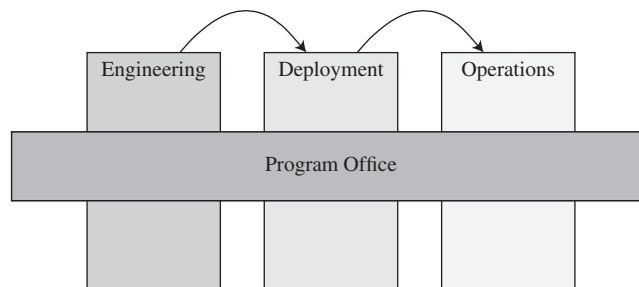
**Figure 12-8.** Global method, program methodology: standardized approach using industry best practices with company added value.

value, they see it as a necessary evil. In other words, things would probably be worse if we did not staff the PMO.

Major functions include project oversight, status reporting and project conformance. Since release frameworks were not in place, companies had the situation where their main supplier organizations simply through the solution over the fence to the next supplier. The Program Management Office was created to facilitate these transactions. (See Figure 12-9.)

The problem with the implementation of this approach is that there never was a single model developed for this type of framework and the PMO would add additional constraints, bureaucracy or workloads. PMO was looked at to plan the direction of the company though the implementation of individual projects.

Instead, another model was developed to have all of the suppliers contribute to every stage of a release, which shares the accountability of planning and designing, while providing the PMO the proper level of functionality. (See Figure 12-10.)



**Figure 12-9.** Using the PMO for facilitation.

Planning Stage	Integration Stage	Deployment Stage	Operations Stage
Program Office	Program Office	Program Office	Program Office
	Engineering	Deployment	Deployment
		Operations	Operations
Deployment	Engineering	Engineering	
Operations		Operations	
Engineering		Engineering	
			Engineering

Figure 12–10. Mapping the PMO to functionality.

## 12.9 STAR ALLIANCE

Star Alliance is the world’s first and largest airline alliance with 28 carriers. Current membership can always be found by going to Staralliance.com. Overall, the Star Alliance network offers more than 21,900 daily flights to 1,329 destinations in 194 countries. Its members carried a total of 670.5 million passengers with a turnover of US\$181 billion in 2012. Each member of Star Alliance has a PMO. A list of member airlines follows.

- |                        |                       |
|------------------------|-----------------------|
| Adria Airways          | Ethiopian Airlines    |
| Aegean Airlines        | EVA Air               |
| Air Canada             | LOT Polish Airlines   |
| Air China              | Lufthansa             |
| Air India              | Scandinavian Airlines |
| Air New Zealand        | Shenzhen Airlines     |
| ANA                    | Singapore Airlines    |
| Asiana Airlines        | South African Airways |
| Austrian Airlines      | SWISS                 |
| Avianca, TACA Airlines | TAM Airlines          |
| Brussels Airlines      | TAP Portugal          |
| Copa Airlines          | THAI                  |
| Croatia Airlines       | Turkish Airlines      |
| EGYPTAIR               | United Airlines       |

Section 12.9 on Star Alliance has been provided by John Donohoe, PMP, Director, Project Management Office, Star Alliance Services GmbH.



The Star PMO does not act as a “super-PMO” to member carriers PMO offices. The Star Alliance PMO provides project management services across the Star enterprise. The Star PMO carries out for the business units include such topics as information technology, marketing, sales, products, services, and frequent-flier programs, as well as common sourcing projects, which are projects that use the combined purchasing power of all carriers to jointly purchase common commodities (spare parts, in-flight services, economy class seats, etc.).

Star Alliance projects are projects are aimed at providing a common travel experience across all carriers or those that leverage our size to develop common IT apps, common networks, common lounges, check-in services, or seamless Frequent Flyer upgrades across carriers. Project team members are normally business experts from member carriers distributed worldwide. We need to be very good in cultural awareness and consensus building.

In 2011, Agile project management processes were implemented to supplement the traditional waterfall method for selected projects. An assessment is made at the beginning of the project to determine which delivery method would be more effective according to defined criteria. Additionally, the Star Alliance PMO will assist and coordinate several member carriers to a Star Alliance Common IT Platform. The Star Alliance Common IT Platform is a strategic program, focused on the effort to better serve the customer, markedly lower IT costs, and significantly increase the speed of delivering new products to market. Once implemented, it will enable participating member airlines to improve customer services and enhance operational capabilities. It is based on Amadeus’s pioneering new-generation Customer Management Solution portfolio, which consists of Altéa Reservation, Altéa Inventory, and Altéa Departure Control solutions.

## 12.10 PROJECT AUDITS AND THE PMO ---

In recent years, the need for a structured independent review of various parts of a business, including projects, has become more evident. Part of this can be attributed to the Sarbanes-Oxley law compliance requirements. These audits are now part of the responsibility of the PMO.

These independent reviews are audits that focus on either discovery or decision making. They also can focus on determining the health of a project. The audits can be scheduled or random, and can be performed by in-house personnel or external examiners.

There are several types of audits. Some common types include:

- *Performance audits.* These audits are used to appraise the progress and performance of a given project. The project manager, project sponsor, or an executive steering committee can conduct this audit.
- *Compliance audits.* These audits are usually performed by the PMO to validate that the project is using the project management methodology properly. Usually

the PMO has the authority to perform the audit, but it may not have the authority to enforce compliance.

- *Quality audits.* These audits ensure that the planned project quality is being met and that all laws and regulations are being followed. The quality assurance group performs this audit.
- *Exit audits.* These audits are usually for projects that are in trouble and may need to be terminated. Personnel external to the project, such as an exit champion or an executive steering committee, conduct the audits.
- *Best practices audits.* These audits can be conducted at the end of each life-cycle phase or at the end of the project. Some companies have found that project managers may not be the best individuals to perform the audit. In such situations, the company may have professional facilitators trained in conducting best practices reviews.

Checklists and templates often are the best means of performing audits and health checks. Nani Sadowski-Alvarez, PMP, CEO/president of Lilinoe Consulting, shares with us a template for auditing a project (see Table 12–1).

**TABLE 12–1. TEMPLATE FOR AUDITING A PROJECT**

<b>Project Sponsor:</b> _____		<b>Project Manager:</b> _____		
<b>Project Go Live Date:</b> _____		<b>Project Final Audit Date:</b> _____		
<b>Validation</b>		<b>Document/Item to Be Validated</b>	<b>Rating</b>	<b>Comments</b>
<b>Yes</b> <input type="checkbox"/>	<b>No</b> <input type="checkbox"/>	<b>Council Approvals</b> (i.e., meeting minutes, sign-off, etc., indicating that the project was approved and has been signed off on for execution and implementation)	<input type="checkbox"/>	
<b>Yes</b> <input type="checkbox"/>	<b>No</b> <input type="checkbox"/>	<b>Signed Project Scope</b> (with original signatures and/or faxed/electronic signatures attached)	<input type="checkbox"/>	
<b>Yes</b> <input type="checkbox"/>	<b>No</b> <input type="checkbox"/>	<b>Project Kickoff Presentation and Kickoff Meeting Agenda</b> (to include date of kickoff).	<input type="checkbox"/>	
<b>Yes</b> <input type="checkbox"/>	<b>No</b> <input type="checkbox"/>	Current/up-to-date <b>Project Capital and Operating Expense Cost Sheet.</b>	<input type="checkbox"/>	
<b>Yes</b> <input type="checkbox"/>	<b>No</b> <input type="checkbox"/>	All project-specific <b>Change Requests</b> (with detail in relation to triple constraints—schedule/budget/resource), with all corresponding change request sign-off approvals attached.	<input type="checkbox"/>	
<b>Yes</b> <input type="checkbox"/>	<b>No</b> <input type="checkbox"/>	Signed (by project sponsor) <b>Project Acceptance—Closure Letter and Operational Turnover.</b>	<input type="checkbox"/>	
<b>Yes</b> <input type="checkbox"/>	<b>No</b> <input type="checkbox"/>	<b>Project Closure Presentation</b> along with agenda and date of closure meeting.	<input type="checkbox"/>	
<b>Yes</b> <input type="checkbox"/>	<b>No</b> <input type="checkbox"/>	<b>Vendor Contracts and Statements of Work (SOW)</b> signed [by all impacted parties—i.e., vendor, sponsor(s), legal, etc.]	<input type="checkbox"/>	
<b>Yes</b> <input type="checkbox"/>	<b>No</b> <input type="checkbox"/>	Completed <b>Project Closure Checklist</b> upon closure of the project	<input type="checkbox"/>	
<b>Validation</b>		<b>Document/Item to Be Validated</b>	<b>Rating</b>	<b>Comments</b>

TABLE 12–1. (Continued)

		Initiation			
Yes	No	<b>Project Charter and Project Score</b>		<input type="checkbox"/>	
<input type="checkbox"/>	<input type="checkbox"/>				
Yes	No	<b>Finalized Approved Project Budget</b>		<input type="checkbox"/>	
<input type="checkbox"/>	<input type="checkbox"/>				
Yes	No	Early phase <b>Workflows</b> (where applicable) created to demonstrate project need, streamlining of work effort, etc. NOTE: If project is strictly surrounding hardware (HW)/equipment—diagram provided can be an equipment or netware (NW) diagram.		<input type="checkbox"/>	
<input type="checkbox"/>	<input type="checkbox"/>				
Validation		Document/Item to Be Validated		Rating	Comments
Planning					
Yes	No	<b>Signed Contracts</b> from Vendor along with SOW.		<input type="checkbox"/>	
<input type="checkbox"/>	<input type="checkbox"/>				
Yes	No	<b>Project Schedule</b> that has been created and maintained via Clarity and Work Bench. (NOTE: Initial signed copy should be included as an addendum to the project scope. PM will show current schedule to auditor in Clarity/WorkBench upon request).		<input type="checkbox"/>	
<input type="checkbox"/>	<input type="checkbox"/>				
Yes	No	<b>Signed Project Scope</b> —Full document to include project organization chart, communication plan, high-level milestones, technical/business/clinical assessments, as well as project financial materials (when detailed financials are incorporated into the roll-out of projects) etc.		<input type="checkbox"/>	
<input type="checkbox"/>	<input type="checkbox"/>				
Yes	No	<b>Technical Assessment and Related Diagrams</b>		<input type="checkbox"/>	
<input type="checkbox"/>	<input type="checkbox"/>				
Yes	No	<b>Provisioning Assessment</b> (where applicable) to include cost estimates, forecasted equipment, etc.		<input type="checkbox"/>	
<input type="checkbox"/>	<input type="checkbox"/>				
Yes	No	<b>Security Assessment</b> as established by financial information security officer (FISO)		<input type="checkbox"/>	
<input type="checkbox"/>	<input type="checkbox"/>				
Yes	No	<b>Finalized Approved Project Budget</b>		<input type="checkbox"/>	
<input type="checkbox"/>	<input type="checkbox"/>				
Validation		Document/Item to Be Validated		Rating	Comments
Executing/Controlling					
Yes	No	<b>Design/Build</b> —Any applicable design/build documentation		<input type="checkbox"/>	
<input type="checkbox"/>	<input type="checkbox"/>				
Yes	No	<b>Risks and Issues</b> —PM should document issues and risks via the issues/risk/change request tab in Clarity and upload the affiliated documents to the specific risk or issue.		<input type="checkbox"/>	
<input type="checkbox"/>	<input type="checkbox"/>				
Yes	No	<b>Change Requests and Affiliated Sign-offs</b> —The PM should document change requests for their projects via the issues/risk/change request tab. Change requests will also be uploaded into SharePoint under the applicable project folder.		<input type="checkbox"/>	
<input type="checkbox"/>	<input type="checkbox"/>				
Yes	No	<b>Revised and Enhanced Process Flows and Procedures</b>		<input type="checkbox"/>	
<input type="checkbox"/>	<input type="checkbox"/>				
Yes	No	<b>Testing</b> —All project testing–related documentation (testing scripts, testing plan, etc.)		<input type="checkbox"/>	
<input type="checkbox"/>	<input type="checkbox"/>				
Yes	No	<b>Training</b> —All project training–related documentation (training plan/schedule, course information, etc.)		<input type="checkbox"/>	
<input type="checkbox"/>	<input type="checkbox"/>				
Validation		Document/Item to Be Validated		Rating	Comments

<b>Executing/Controlling</b>				
<b>Yes</b> <input type="checkbox"/>	<b>No</b> <input type="checkbox"/>	Appropriate measures and forms in place surrounding <b>Provisioning</b> (to include any necessary processes for obtaining sign-off for security access)	<input type="checkbox"/>	
<b>Yes</b> <input type="checkbox"/>	<b>No</b> <input type="checkbox"/>	<b>Purchase Order Details</b> (purchase requests, cost estimates, etc.)	<input type="checkbox"/>	
<b>Yes</b> <input type="checkbox"/>	<b>No</b> <input type="checkbox"/>	<b>All Invoices</b> (these will also be tracked via Clarity with the review and guidance of the information systems accountant)	<input type="checkbox"/>	
<b>Yes</b> <input type="checkbox"/>	<b>No</b> <input type="checkbox"/>	<b>Pre-Go Live Security Assessment</b> as preformed by FISO.	<input type="checkbox"/>	
<b>Yes</b> <input type="checkbox"/>	<b>No</b> <input type="checkbox"/>	<b>Pre-Go Live Process Flows</b> (where applicable) detailing current state and what the forecasted state is following the implementation of the project if the project involves equipment	<input type="checkbox"/>	
<b>Yes</b> <input type="checkbox"/>	<b>No</b> <input type="checkbox"/>	<b>Overview Assessment with IS Accountant</b>	<input type="checkbox"/>	
<b>Yes</b> <input type="checkbox"/>	<b>No</b> <input type="checkbox"/>	<b>Activation/Go Live Plan</b> to include all necessary details for the core team and other impacted parties to achieve a successful and efficient project go live	<input type="checkbox"/>	
<b>Validation</b>	<b>Document/Item to Be Validated</b>		<b>Rating</b>	<b>Comments</b>
<b>Closing</b>				
<b>Yes</b> <input type="checkbox"/>	<b>No</b> <input type="checkbox"/>	<b>Project Budget</b> —Approved budget details versus final actual closing budget	<input type="checkbox"/>	
<b>Yes</b> <input type="checkbox"/>	<b>No</b> <input type="checkbox"/>	<b>Lessons Learned</b> —As compiled by the PM and the entire project core team	<input type="checkbox"/>	
<b>Yes</b> <input type="checkbox"/>	<b>No</b> <input type="checkbox"/>	<b>Operational Turnover</b> documentation	<input type="checkbox"/>	
<b>Yes</b> <input type="checkbox"/>	<b>No</b> <input type="checkbox"/>	<b>Scanned Project Acceptance (Closure) Letter with Sponsor(s) Signature</b>	<input type="checkbox"/>	
<b>Validation</b>	<b>Document/Item to Be Validated</b>		<b>Rating</b>	<b>Comments</b>
<b>Agendas/Minutes</b>				
<b>Yes</b> <input type="checkbox"/>	<b>No</b> <input type="checkbox"/>	All project-related <b>Agendas</b> (saved with date format in the title to ensure ease of use for reference)	<input type="checkbox"/>	
<b>Yes</b> <input type="checkbox"/>	<b>No</b> <input type="checkbox"/>	All project-related <b>Meeting Notes</b> (saved with date format in title to ensure ease of use for reference)	<input type="checkbox"/>	
<b>Validation</b>	<b>Document/Item to Be Validated</b>		<b>Rating</b>	<b>Comments</b>
<b>Presentations</b>				
<b>Yes</b> <input type="checkbox"/>	<b>No</b> <input type="checkbox"/>	Kickoff PowerPoint Presentation	<input type="checkbox"/>	
<b>Yes</b> <input type="checkbox"/>	<b>No</b> <input type="checkbox"/>	Vendor-Related Demos/Presentations	<input type="checkbox"/>	
<b>Yes</b> <input type="checkbox"/>	<b>No</b> <input type="checkbox"/>	Internal Presentations Utilized for Project Approval (if applicable).	<input type="checkbox"/>	
<b>Yes</b> <input type="checkbox"/>	<b>No</b> <input type="checkbox"/>	Project Closure PowerPoint Presentation	<input type="checkbox"/>	

## 12.11 PROJECT HEALTH CHECKS

---

*Quite often, projects undergo health checks, but by the wrong people. Performing a health check is a sound practice, provided the right people are performing the health check and the right information is being discussed. The purpose of a health check should be to provide constructive criticism and evaluate alternative approaches as necessary. Too often, the meetings end up being personal attacks on the project team. Executive-level reviews and reviews by the PMO may not provide project managers with the constructive information that they desire. Eric Maurice of NXP and Mark Gray, formerly of NXP and now CEO of SigmaPM, have identified an innovative way of doing this. They title this approach: If two heads are better than one, then why not use three or four?*

\* \* \*

In our drive to increase the probability of success for projects, one mechanism that is often used is peer reviews whereby we get other experts to critically analyze our project and give their judgment and advice. The main problem with this approach is the fact that it is often a one-shot, very brief review of the project management documentation with little or no insight to the actual mechanics of the project.

Eric Maurice, a project manager in the R&D area of NXP Semiconductors, has come up with a novel way of getting real value out of the approach—the *multi-brained project manager*. (This is sometimes referred to as a Hydra project manager.)

Triggered by the findings of an MBTI (Myers-Briggs Type Indicator) exercise done at the team level, Eric realized that there is a significant danger of becoming too biased towards one perspective of the project with the possibility of overlooking what could be obvious issues. This is further exacerbated by the level of complexity of the projects and the number of (sometimes conflicting) data that the project manager has to consider at the start-up.

Eric then approached several project management peers (from across the organization) via the local network and asked them to become a part of a neural network—sharing ideas, concepts, and viewpoints in the context of this particular project. The reason for using this approach rather than a simple peer review was to overcome the constraint of just having a one-shot input while also showing the added value opportunity.

Of course, to make this work required some preparation and starting conditions:

- Given that the peers were from vastly different project backgrounds, quite a lot of preparation had to go into explaining the project context to the group.
- Ground rules for mutual trust, openness, honesty and constructive criticism were needed (although not formally stated). This was especially helpful in identifying potential weaknesses in the risk plan, and helping to face the (sometimes brutal) truth.
- Overcoming one's own barriers to showing weak points is never easy—this again relies on a good level of trust and cooperation in the group.
- The frequency needs to be reasonably regular—in this case it was once per month (on a 20-month project). This is in order to secure the shared view of the project is kept current.

From the experience, we have the following observations and outcomes:

- A tangible outcome was a reduction in the risk level for the project—a review of the risk plan helped to secure the content and response planning.
- Strong ties were built between the peer project managers that in fact remained in operation outside of this project context. This also helped to reinforce the value of networking in the organization.
- The feedback from the participants was also positive, with appreciation shown for the opportunity to share and to learn from each other.
- An element that was seen as adding to the success was the decision to focus on just one specific topic area for each session (planning, risk, . . .). This setting of a “theme” allowed the peers to apply their knowledge (or learn from the others) on a specific focus area in the context of a real and understood project.
- The small but dynamic group (between three and six people was seen as the ideal size) also served as a real incubator for new ideas as well as an excellent conduit for lessons learned to be transmitted between projects and across the organization.

In conclusion, we can safely say that the usage of the multi-brained project manager approach has a clear value-added in getting to project execution excellence, much more so than either formal project reviews or the normal peer review “snapshots.” This gain is not only for the project but also for the participants and the organization as a whole!

### **Some Recommendations— and a Health Warning!**

Since the process of setting up and running Hydra sessions takes a nontrivial investment in time, some consideration should be given to when this would be appropriate. We have some suggestions for when (and when not) this may be an appropriate approach:

- This process would have a good return on investment where either the project has a very high level of perceived risk, or where the desire is to use it as an opportunity for mentoring (either the project manager is new on the job or the peers have an opportunity to learn from an “adept”).
- We would not recommend using this on very short-term projects (a few months’ duration) as this reduces the possibility of traction, or on projects with a low level of strategic importance as this will reduce the level of interest from the peers.
- It’s not a good idea to have project managers involved in multiple Hydra sessions—not just from point of view of the time required but also this would dilute the focus too much.
- Putting a Hydra approach in place on a project should come from project managers themselves; forcing it turns it into a chore or, worse still, indicates a lack of trust in the project manager.

Some would say that this should be the domain of the PMO (where one exists), but here we would like to give a health warning: The PMO should of course be the person(s) that helps put it in place, sets it up, and supports the capturing of results—but the true value comes from having the peers really involved

in the project under scrutiny. In the authors' opinion, if the Hydra becomes the domain of the PMO, it has the risk of becoming the monster of Greek legend . . .

This approach is not intended to become just another “monitoring and controlling” tool—the real benefit is the shared learning and the multiple perspectives on the day-to-day functioning of the project.

## 12.12 PMO OF THE YEAR AWARD ---

Some people contend that the most significant change in project management in the first decade of the twenty-first century has been the implementation of the PMO concept. Therefore, it is no big surprise that the Center for Business Practices initiated the PMO of the Year award.

### **Award Criteria**

The PMO of the Year Award is presented to the PMO that best illustrates—through an essay and other documentation—their project management improvement strategies, best practices, and lessons learned. Additional support documentation—such as charts, graphs, spreadsheets, brochures, and so on—cannot exceed five documents. While providing additional documentation is encouraged, each eligible PMO must clearly demonstrate its best practices and lessons learned in the awards essay. Judges review the essays to consider how the applicant's PMO links project management to their organization's business strategies and plays a role in developing an organizational project management culture. The essays are judged on validity, merit, accuracy, and consistency in addition to the applicant PMO's contribution to project and organizational success.

Types of best practices judges look for include:

- Practices for integrating PMO strategies to manage projects successfully
- Improvements in project management processes, methodologies, or practices leading to more efficient and/or effective delivery of the organization's projects
- Innovative approaches to improving the organization's project management capability
- Practices that are distinctive, innovative, or original in the application of project management
- Practices that promote an enterprise-wide use of project management standards
- Practices that encourage the use of performance measurement results to aid decision making
- Practices that enhance the capability of project managers

Best practice outcomes include:

- Evidence of realized business benefits—customer satisfaction, productivity, budget performance, schedule performance, quality, ROI, employee satisfaction, portfolio performance, strategic alignment
- Effective use of resources
- Improved organizational project management maturity
- Executive commitment to a project management culture expressed in policies and other documentation
- A PMO that exhibits an organizational business results focus
- Effective use of project management knowledge and lessons learned
- Individual performance objectives and potential rewards linked to measurement of project success
- Project management functions applied consistently across the organization

The essay comprises three sections. Incomplete submissions are disqualified.

### Completing the Essay

*Section 1: Background of the PMO.* In no more than 1,000 words, the applicants must describe their PMO, including background information on its scope, vision and mission, and organizational structure. In addition, they described:

- How long the PMO has been in place
- Their role within the PMO
- How the PMO's operation is funded
- How the PMO is structured (staff, roles and responsibilities, enterprise-wide, departmental, etc.)
- How the PMO uses project management standards to optimize its practices

*Section 2: PMO Innovations and Best Practices.* In no more than 1,500 words, the applicants must address the challenges their organization encountered prior to implementing the new PMO practices and how they overcame those challenges. They should describe clearly and concisely the practices implemented and their effect on project and organizational success.

*Section 3: Impact of the PMO and Future Plans.* In no more than 500 words, the applicants must describe the overall impact of the PMO over a sustained period (e.g., customer satisfaction, productivity, reduced cycle time, growth, building or changing organizational culture, etc.). If available, the applicants should provide quantitative data to illustrate the areas in which the PMO had the greatest business impact. Finally, they briefly described their PMO's plans for 2009 and how those plans will potentially impact their organization.

Two of the companies discussed in this book competed for the award: Rockwell Automation, which won the award of the 2009 PMO of the Year, and Alcatel-Lucent, which was recognized as one of the finalists for the award that same year. Both of their profiles are discussed below.



**Rockwell Automation: 2009  
PMO of the Year Winner**

Software Program Management Office  
Type of organization: manufacturing  
Headquarters: Milwaukee, Wisconsin, USA

Number of full-time employees (FTEs): 21,000+

PMO FTEs: 30

PMO annual operating budget: \$3.2 million

James C. Brown, Formerly Director, A&S Program Management Office

Presenting challenge: Rolling out a consistent product and project management practice across 16 businesses

Business benefits: Increased predictability and productivity; faster pace of innovation; delivery of a major release comprising 20+ projects on time and under cost for the first time in company history.

Website: <http://www.rockwellautomation.com>

**Rockwell Automation: From  
“Clean Slate” to Global  
Innovator in under Five Years**

Rockwell Automation was formed by bringing two major automation companies, Allen-Bradley and Reliance Electric, together in the late 1980s. Over the years, Rockwell Automation has continued to acquire other leading automation suppliers as a growth strategy

and also as a way to bring new advanced automation technologies into the company. In 2005, as Rockwell Automation was planning the rollout of a new SAP business system, the company recognized the need for a new, common product development (CPD) process that would be based on company best practices combined with industry best practices for product development. This effort resulted in a CPD process that allowed for enterprise-wide adoption. All 16 different product businesses ranging from high-volume component suppliers to complex continuous process control systems solution suppliers now use the same high-level process framework for their new product developments.

Since project managers are instrumental in the execution of a product development process, it was quickly realized that introducing an end-to-end process to a company built from many related but very different product businesses would require consistent application of project management across all the product lines. To complicate matters, each business segment was at a different maturity level relative to all aspects of product development. A formal project management organization, established in 2004, already existed and was capitalized upon to support this effort. Says PMO director James C. Brown, “If consistency, transparency, and risk mitigation are important to your business, and they are for us, then we believe that a formal well recognized and managed project management entity is paramount.”

Brown, hired in 2004 to help implement the PMO, called the project management environment “a clean slate,” other than those people who were already identified as project managers. The PMO is structured by function with program managers overseeing programs and project managers overseeing projects, assisted by an additional two resources supporting tools such as MSProject Server and Sharepoint.

Rockwell’s new PMO ramped up quickly, getting everyone PMP® certified within two months, which caught the attention of the senior VP for the division. From there they began establishing processes and methodologies, establishing scorecards and metrics, and deploying tools in support of new product development and services.

They moved from a waterfall approach in driving projects to an agile approach, driving processes from 20+ pages to fewer than five pages and moving them from notebook binders to electronic media. As Brown says, “We moved from reporting on everything to reporting on exceptions only.”

The PMO grew from 10 people to 30 over just four years, and its reach went from North American to global. The number of projects under its direction grew from 12 to 15 to over 50 concurrently. On the way, Rockwell Automation deployed a portfolio management process in their Architecture and Software Group. The goals and purpose of the process are to link investments to business strategy, maximize the value of the portfolio, achieve a desired balance (mix) of projects, and focus the organization’s efforts. The portfolio management process links to related processes, such as idea management, strategy development, program and project management, and the recently deployed CPD process, and has become an integral part of the planning process. Brown focuses on the human side of project portfolio management (PPM)’s benefits: “It’s about people reaching consensus using trusted data, and a common decision making framework.”

Of course, company culture is hard to change, so governance is critical; and that requires management commitment. The driving force behind management’s commitment to implement this new process was the vision of a common consistent methodology for new product development across the enterprise. This consistency was prioritized from the top (direct management involvement in stage gate reviews) down, in order to realize benefit as soon as possible.

All too often, businesses were forced to deny funding for strategic projects due to the never-ending incremental product improvements that just kept coming. By forcing business management to approve each project’s passage from one phase to the next, the new processes pushed the visibility of every project, every resource, and every dollar up to the decision makers who wrestled with trying to find dollars to fund the real game-changers.

This visibility also made it easier for the business owners to kill projects with questionable returns or to delay a project in order to free up critical resources. This contrasted with the old way of executing a project, where reviews were informal and haphazard. Teams were able to continue spending and even overspending without any real fear of cancellation. Under the new process, every dependent organization is represented at the appropriate review and given the chance to agree or disagree with the project manager that all deliverables are available. The intent is to have the go/no-go decision made by both the primary organization responsible for the deliverables during the previous phase and the primary organization responsible for the deliverables in the subsequent phase. Both these organizations are required at each stage gate review. In this way, the process helps Rockwell Automation avoid surprises during the later phases by ensuring transparency during the earlier phases.

All of this has been implemented with a light touch that has eased acceptance of the new processes. As Brown notes, “There is a fine line between rigor and burden, the trick is to push this line hard to insure rigorous implementation without slowing the progress of the project team down.”

The PMO has been instrumental in Rockwell Automation’s quest for increased predictability, productivity, and visibility. By delivering—for the first time in the company’s history—a major release that contained in excess of four programs and 20+ projects, on time and under budget, the organization has proven its business value.

**Alcatel-Lucent: 2009 PMO of the Year Finalist**

Global Program Management Office

Type of Organization: telecom

Headquarters: Paris, France

Number of full-time employees (FTEs): 70,000

PMO FTEs: 10

PMO annual operating budget: \$4.5 million

PMO senior manager: Rich Maltzman, PMP, Senior Manager, Learning and Professional Advancement

Presenting challenge: Combining the project management improvement efforts of two companies into one supercharged initiative

Business benefits: Improvements in a wide array of project metrics on projects that impact customer satisfaction

The Alcatel-Lucent Global Program Management Office (GPMO) combines the best project management practices of Alcatel and Lucent, both of which were already in the midst of major efforts to revitalize project management as a discipline at the time that Lucent merged with Alcatel in November 2006. Both organizations had already researched best practices in project management, and the discipline was given priority by the new company leadership. A core team was assigned to combining the project management efforts into one new initiative in late 2006. The initial focus of the enterprise-wide GPMO was on the 2000+ customer-facing project managers who oversee the turnover of new solutions to customers. The GPMO focused on two major “frameworks”—a project delivery framework and a project management development framework.

The project delivery framework, dedicated to the methodologies and tools that project managers use across the company, brings a new level of project management maturity by offering practice consistency across business units and geographical regions. At its core is a gate-based methodology called the contract implementation process (CIP). The CIP points to a collection of tools that can be used as appropriate by the customer-facing project managers on a region-by-region and unit-by-unit basis. Each CIP methodology is traceable to a *PMBOK® Guide* process. The company is now in the process of integrating CIP into a large enterprise project management software system for its population.

The project manager development framework is a nine-piece integrated model that recognizes the interconnectedness between such key project manager development elements such as a competency model, a career path, project manager training, industry certification, internal accreditation and recognition, and project manager skills management. The GPMO has set stringent targets for PMP® certification for its project managers over the next two years. Alcatel-Lucent was featured in PMI’s *Leadership in Project Management* annual for its work in this area. The company’s depth of commitment to providing a supportive environment for project managers is illustrated by a number of programs, including:

- *Project Management Professional Accreditation.* Alcatel-Lucent has its own program of accreditation, above and beyond the PMP® certification, the General

---

Note: This section on Alcatel-Lucent is provided for reference only. Alcatel-Lucent was combined with Nokia in early 2016, and the combined company is Nokia. The combined company has integrated the best practices of both entities.

Project Manager Accreditation, which honors excellence in real-world deployment of external customer projects. It requires the completion of an extensive case-based set of advanced project management courseware and is subject to extremely strict criteria, including a formal jury board. This certification helps guarantee that project managers have not only the general project management wisdom needed for their work but also the particular experience and background in actual projects in the telecom field to support customers. Started with the project manager population (2,000 people), professional accreditation was so successful that it is now being rolled out to all of the contributors in the services organization—approximately 18,000 people.

- *Competency Model.* The heart of the project management development framework is a competency model that takes the best from the heritage of Alcatel and Lucent. This is a living model, updated every year to keep up with changes in the project management discipline as well as the fast-paced telecom business.

### **Alcatel-Lucent: Two Best-Practice Telecoms Unite Their PM Strengths**

- *RSMS.* The resource and skills management system facilitates project managers' ability to monitor their own progress in development, using their job profile as a basis in identifying skills gaps and suggesting development options to fill those gaps.
- *Alcatel-Lucent University.* As a PMI® Registered Education Provider (REP), Alcatel-Lucent University provides access to a wide array of Web-based and instructor-led training, some of which is highly customized and case based to allow project managers to learn from real successful projects.
- *PMP® Study Groups.* The GPMP, through the work of the PM-CERT team (see Chapter 8), has assembled PMP study groups, 8 to 12 individuals who pool their efforts in studying for the PMP® exam. A PMP® instructor guides the group, which meets at a frequency of their own choosing via teleconference, and completes the study using a recommended book and set of practice questions. The program also benefits the instructor, yielding valuable PDUs, as we have registered this program with PMI as part of Alcatel-Lucent University.
- *International Project Management Day Symposium.* The second annual International Project Management Day Symposium featured presentations from seven countries on project management topics, with speakers such as Dr. Harold Kerzner. This program is now in its seventh year. About 1,000 project managers participate annually in the symposium, which consistently receives excellent feedback scores.

### **Integration: A Best Practice in Itself**

According to Rich Maltzman, PMP, leader, learning and professional advancement at Alcatel-Lucent (a role that focuses on the human side of project management, including the career path, training, internal recognition programs, and skills management), "We feel that the integrated nature of the PM Development Framework is a best practice. It forces the interaction between supporting elements of a successful Project Management career, and in turn a PM discipline that can best support customer projects and thus increase the company's financial position."

In addition, some of the primary best practice tools include:

- *Project Delivery Framework.* The CIP, the heart of the delivery framework, is the standardized process for managing the project life cycle in the company and is focused on the handoffs at key gates in that project life cycle. Recognizing that people make projects work, it provides responsibility matrices to show which role is responsible for which activities at each handoff point. The extensive number of tools and processes that it defines for project managers provides a uniform and effective means to manage projects. CIP in turn is now at the heart of a major program to add enterprise level software to the arsenal of PM tools at the company.
- *Project Management Community Building.* The GPMO web page provides news, executive messages, links to PMP exam preparation resources, CIP, and an increasingly popular *Engage* group centered on the PM Community. The GPMO also encourages project managers to provide “live” lessons learned rather than to rely on a static repository.
- *Project Team of the Year Award.* A dedicated program was established in January 2008 to recognize the most outstanding project teams in each region and in the entire company. The program was designed with peer project managers. Nominations for 32 teams were received and judged by a panel of project managers and executives. During the year, feature stories based on the nominations were placed on the GPMO and other key corporate websites. Nine finalists were chosen, and from that, a single winner was selected. All of the finalists will receive a team dinner, and the winning team sends a representative to Paris to receive a special award from the Alcatel-Lucent CEO. This program has continued at Alcatel-Lucent, and in 2013 remains one of its most popular recognition programs.
- *Maturity Assessment and Improvement.* In 2008, the GPMO began a deliberate measurement of project management maturity using a custom survey tool built from recommendations from the Software Engineering Institute (Carnegie Mellon University, Capability Maturity Measurement Integrated), and the Project Management Office Executive Council (part of the Corporate Executive Board). The number of questions was limited to 25, divided among areas such as governance, project performance, resource management, and financials. The response rate was very high (700 respondents) and the answers have yielded mathematical data as well as verbatim feedback that provide a way to map out improvements.

### **Tracking the Benefits**

Enrollment in Resource and Skills Management System (RSMS) has increased in the months since it was introduced to the point where—despite significant turnover in the workforce—well over 90 percent have actively started managing their skills using the dedicated skills programs customized for the four project manager job profiles. Over 100 new PMP® credential holders have been certified thanks to the establishments of targets and the use of the PMP® study groups. In addition, 36 new general project manager accreditations were awarded in 2008 by various sources, an increase of almost 30 percent.

The GPMO spearheads the dissemination of project management thought leadership by Alcatel-Lucent via:

- Presentations at PMI world congresses
- Article in PMI's *Leadership in Project Management* magazine feature
- Alcatel-Lucent presentations at the PMO Summit (Florida) and the PMO Symposium (Texas)
- Operations committee membership for the fourth edition of *PMBOK® Guide*
- Contributions to the fifth edition of the *PMBOK® Guide*

Finally, in terms of statistical results, all of the following measures demonstrated improvements over end-of-year 2007 or even within 2008:

- Baseline of projects under financial margin control is up 160 percent.
- Percentage of projects with (approved) upscope has nearly doubled.
- Percentage of projects with underruns has more than doubled.
- Percentage of projects covered by the enterprise project management system went up from 52 to 87 percent within the year 2008.
- Percentage of CFPMs with formal project management development plans has gone from 52 to over 80 percent.

Clearly, a dual focus on people and processes has served the company well and assisted the projects under the umbrella of the GPMO to sail through the merger period—a significant achievement in itself.



## Six Sigma and the Project Management Office

### 13.0 INTRODUCTION

---

In the previous chapter, we discussed the importance of the project management office (PMO) for strategic planning and continuous improvements. In some companies, the PMO was established specifically for the supervision and management of Six Sigma projects. Six Sigma teams throughout the organization would gather data and make recommendations to the PMO for Six Sigma projects. The Six Sigma project manager, and possibly the team, would be permanently assigned to the PMO.

Unfortunately, not all companies have the luxury of maintaining a large PMO where the Six Sigma teams and other supporting personnel are permanently assigned to it. It is the author's belief that the majority of PMOs have no more than four or five people permanently assigned. Six Sigma teams, including the project manager, may end up reporting "dotted" to the PMO and administratively "solid" elsewhere in the organization. The PMO's responsibility within these organizations is primarily for the evaluation, acceptance, and prioritization of projects. The PMO may also be empowered to reject recommended solutions to Six Sigma projects.

For the remainder of this chapter, we focus on organizations that maintain small PMO staffs. The people assigned to the PMO may possess a reasonable knowledge concerning Six Sigma but may be neither Green nor Black Belts in Six Sigma. These PMOs can and do still manage selected Six Sigma projects but perhaps not the traditional type of Six Sigma projects taught in the classroom.

### 13.1 PROJECT MANAGEMENT—SIX SIGMA RELATIONSHIP

---

Is there a relationship between project management and Six Sigma? The answer is definitely yes. The problem is how to exchange the benefits such that the benefits of Six Sigma can be

integrated into project management and, likewise, the benefits of project management can be integrated into Six Sigma. Some companies have already recognized this important relationship, especially the input of Six Sigma principles to project management. Doug Bolzman, consultant architect, PMP, ITIL Expert at Hewlett-Packard, discusses this relationship:

We have incorporated the Information Technology Information Library (ITIL) into the information technology enterprise management (ITEM) framework to design the operational model required to maintain and support the release. ITIL operations components are evaluated and included within each release that requires an operational focus. Six Sigma models have been generated to assist the organization in understanding the capabilities of each release and how to manage the requirements, standards, and data for each of the established capabilities.

Today, there is a common belief that the majority of traditional, manufacturing-oriented Six Sigma failures occur because of the lack of project management; no one is managing the Six Sigma projects as projects. Project management provides Six Sigma with structured processes as well as faster and better execution of improvements.

From a project management perspective, problems with Six Sigma Black Belts include:

- Inability to apply project management principles to planning Six Sigma projects
- Inability to apply project management principles to the execution of Six Sigma projects
- Heavy reliance on statistics and minimum reliance on business processes
- Inability to recognize that project management is value added

If these problem areas are not resolved, then Six Sigma failures can be expected as a result of:

- Everyone plans but very few execute improvements effectively.
- There are too many projects in the queue and poor prioritization efforts.
- Six Sigma stays in manufacturing and is not aligned with overall business goals.
- Black Belts do not realize that executing improvements are projects within a project.

Six Sigma people are project managers and, as such, must understand the principles of project management, including statements of work, scheduling techniques, and so on. The best Six Sigma people know project management and are good project managers; Black Belts are project managers.

## 13.2 INVOLVING THE PMO

---

The traditional PMO exists for business process improvements and supports the entire organization, including Six Sigma Black Belts, through use of the enterprise project



management (EPM) methodology. Project managers, including Black Belts, focus heavily on customer value-added activities, whether it is an internal or an external customer. The PMO focuses on corporate value-added activities.

The PMO can also assist with the alignment of Six Sigma projects with strategy. This includes the following:

- Continuous reprioritization may be detrimental. Important tasks may be sacrificed and motivation may suffer.
- Hedging priorities to appease everyone may result in significant work being prolonged or cancelled.
- A cultural change may be required during alignment.
- Projects and strategy may be working toward cross-purposes.
- Strategy starts at the top whereas projects originate at the middle of the organization.
- Employees can recognize projects but may not be able to articulate strategy. Selecting the proper mix of projects during portfolio management of projects cannot be accomplished effectively without knowing the strategy. This may result in misinterpretation.
- “Chunking” breaks a large project into smaller ones to better support strategy. Chunking makes project revitalization or rejection easier.

The PMO can also assist in solving some of the problems associated with capturing Six Sigma best practices, such as:

- Introducing a best practice can raise the bar too soon and pressure existing projects to possibly implement a best practice that may not be appropriate at that time.
- Employees and managers are unaware of the existence of the best practices and do not participate in their identification.
- Knowledge transfer across the organization is nonexistent and weak at best.
- Falling prey to the superstitious belief that most best practices come from failures rather than from successes.

Simply stated, the marriage of project management with Six Sigma allows us to manage better from a higher level.

### 13.3 TRADITIONAL VERSUS NONTRADITIONAL SIX SIGMA ---

In the traditional view of Six Sigma, projects fall into two categories: manufacturing and transactional. Each category of Six Sigma is multifaceted and includes a management strategy, metric, and process improvement methodology. This is shown in Figure 13–1. Manufacturing Six Sigma processes utilize machines to produce products, whereas transactional Six Sigma processes utilize people and/or computers to produce services. The process improvement methodology facet of Six Sigma addresses both categories.



**Figure 13-1.** Six Sigma categories (traditional view).

The only difference is what tools you will use. In manufacturing, where we utilize repetitive processes that make products, we are more likely to use advanced statistical tools. In transactional Six Sigma, we might focus more on graphical analysis and creative tools/techniques.

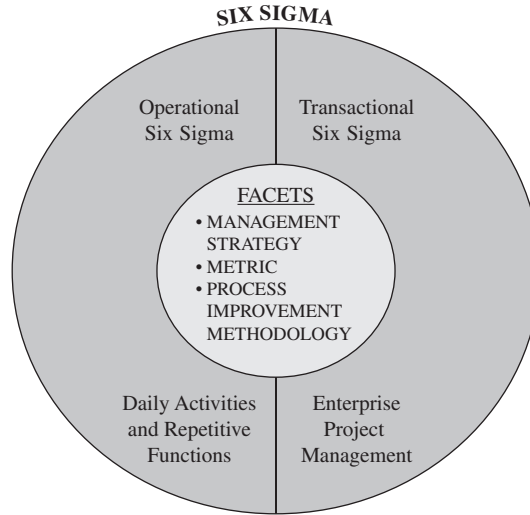
The traditional view of a Six Sigma project has a heavy focus on continuous improvement to a repetitive process or activity associated with manufacturing. This traditional view includes metrics, possibly advanced statistics, rigor, and a strong desire to reduce variability. Most of these Six Sigma projects fit better for implementation in manufacturing than in the PMO. Six Sigma teams manage these manufacturing-related projects.

Not all companies perform manufacturing and not all companies support the PMO concept. Companies without manufacturing needs might focus more on the transactional Six Sigma category. Companies without a PMO rely heavily on the Six Sigma teams for the management of both categories of projects.

Those companies that do support a PMO must ask themselves these three questions:

1. Should the PMO be involved in Six Sigma projects?
2. If so, what type of project is appropriate for the PMO to manage, even if the organization has manufacturing capability?
3. Do we have sufficient resources assigned to the PMO to become actively involved in Six Sigma project management?

PMOs that are actively involved in most of the activities described in Chapter 12 do not have the time or resources required to support all Six Sigma projects. In such a case, the PMO must be selective as to which projects to support. The projects



**Figure 13–2.** Six Sigma categories (nontraditional view).

selected are commonly referred to as nontraditional projects that focus more on project management–related activities than manufacturing.

Figure 13–2 shows the nontraditional view of Six Sigma. In this view, operational Six Sigma includes manufacturing activities and all other activities from Figure 13–1, and transactional Six Sigma now contains primarily those activities to support project management.

In the nontraditional view, the PMO can still manage both traditional and nontraditional Six Sigma projects. However, there are some nontraditional Six Sigma projects that are more appropriate for management by the PMO. Some of the projects currently assigned to PMOs include enhancements to the EPM methodology, enhancements to the PMO tool set, efficiency improvements, and cost avoidance/reduction efforts. Another project assigned to the PMO involves process improvements to reduce the launch time of a new product and improve customer management. Experts in Six Sigma might view these as nontraditional types of projects. There is also some concern as to whether these are really Six Sigma projects or just a renaming of a continuous improvement project to be managed by a PMO. Since several companies now refer to these as Six Sigma projects, the author will continue this usage.

Strategic planning for Six Sigma project management is not accomplished just once. Instead, like any other strategic planning function, it is a cycle of continuous improvements. The improvements can be small or large, measured quantitatively or qualitatively, and designed for either internal or external customers.

There almost always exists a multitude of ideas for continuous improvements. The biggest challenge lies in effective project selection and then assigning the right players. Both challenges can be overcome by assigning Six Sigma project management best practices to the PMO. It may even be beneficial having Six Sigma specialists with Green Belts or Black Belts assigned to the PMO.

## 13.4 UNDERSTANDING SIX SIGMA

---

Six Sigma is not about manufacturing widgets. It is about a focus on processes. And since the PMO is the guardian of the project management processes, it is only fitting that the PMO have some involvement in Six Sigma. The PMO may, however, be more actively involved in identifying the “root cause” of a problem than in managing the Six Sigma solution to the problem.

Some people contend that Six Sigma has fallen short of expectations and certainly does not apply to activities assigned to a PMO. These people argue that Six Sigma is simply a mystique that some believe can solve any problem. In truth, Six Sigma can succeed or fail, but the organizational intent and understanding must be there. Six Sigma gets you closer to the customer, improves productivity, and determines where you can get the biggest returns. Six Sigma is about process improvement, usually repetitive processes, and reducing the margin for human and/or machine error. Error can be determined only if you understand the critical requirements of either the internal or external customer.

There are a multitude of views and definitions of Six Sigma. Some people view Six Sigma as merely the renaming of total quality management (TQM) programs as Six Sigma. Others view Six Sigma as the rigorous application of advanced statistical tools throughout the organization. A third view combines the first two views by defining Six Sigma as the application of advanced statistical tools to TQM efforts.

These views are not necessarily incorrect, but they are incomplete. From a project management perspective, Six Sigma can be viewed as simply obtaining better customer satisfaction through continuous process improvement efforts. The customer could be external to the organization or internal. The word “satisfaction” can have a different meaning for external or internal customers. External customers expect products and services that are high quality and reasonably priced. Internal customers may define satisfaction in financial terms, such as profit margins. Internal customers may also focus on such items as cycle time reduction, safety requirements, and environmental requirements. If these requirements are met in the most efficient way without any non-value-added costs (e.g., fines, rework, overtime), then profit margins will increase.

Disconnects can occur between the two definitions of satisfaction. Profits can always be increased by lowering quality. This could jeopardize future business with the client. Making improvements to the methodology to satisfy a particular customer may seem feasible but may have a detrimental effect on other customers.

The traditional view of Six Sigma focused heavily on manufacturing operations using quantitative measurements and metrics. Six Sigma tool sets were created specifically for this purpose. Six Sigma activities can be defined as operational Six Sigma and transactional Six Sigma. Operational Six Sigma would encompass the traditional view and focus on manufacturing and measurement. Operational Six Sigma focuses more on processes, such as the EPM methodology, with emphasis on continuous improvements in the use of the accompanying forms, guidelines, checklists, and templates. Some people argue that transactional Six Sigma is merely a subset of operational Six Sigma. While this argument has merit, project management and specifically the PMO spend the majority of their time involved in transactional rather than operational Six Sigma.

**TABLE 13–1. GOALS OF SIX SIGMA**

<b>Goal</b>	<b>Method of Achievement</b>
Understand and meet customer requirements (do so through defect prevention and reduction instead of inspection)	Improvements to forms, guidelines, checklists, and templates for understanding customer requirements
Improve productivity	Improve efficiency in execution of the project management methodology
Generate higher net income by lowering operating costs	Generate higher net income by streamlining the project management methodology without sacrificing quality or performance
Reduce rework	Develop guidelines to better understand requirements and minimize scope changes
Create a predictable, consistent process	Continuous improvement on the processes

Source: From *The Fundamentals of Six Sigma* (New York: International Institute for Learning, 2008).

The ultimate goal of Six Sigma is customer satisfaction, but the process by which the goal is achieved can differ, depending on whether we are discussing operational or transactional Six.

Table 13–1 identifies some common goals of Six Sigma. The left-hand column lists the traditional goals that fall more under operational Six Sigma, whereas the right-hand column indicates how the PMO plans on achieving the goals.

The goals for Six Sigma can be established at either the executive levels or the working levels. The goals may or may not be able to be completed with the execution of just one project. This is indicated in Table 13–2.

Six Sigma initiatives for project management are designed not to replace ongoing initiatives but to focus on those activities that may have a critical-to-quality and critical-to-customer-satisfaction impact in both the long and the short term.

Operational Six Sigma goals emphasize reducing the margin for human error. But transactional Six Sigma activities managed by the PMO may involve human issues, such as aligning personal goals to project goals, developing an equitable reward system for project teams, and project career path opportunities. Fixing people problems is part of transactional Six Sigma but not necessarily of operational Six Sigma.

**TABLE 13–2. GOALS VERSUS FOCUS AREAS**

<b>Executive Goals</b>	<b>PMO Focus Areas</b>
Provide effective status reporting	Identification of executive needs Effective utilization of information “Traffic light” status reporting
Reduce the time for planning projects	Sharing information between planning documents Effective use of software Use of templates, checklists, and forms Templates for customer status reporting Customer satisfaction surveys Extensions of the EPM methodology into the customer’s organization

### 13.5 SIX SIGMA MYTHS

---

Ten myths of Six Sigma are given in Table 13–3. These myths have been known for some time but have become quite evident when the PMO takes responsibility for project management transactional Six Sigma initiatives.

**Works Only in Manufacturing** Much of the initial success in applying Six Sigma was based on manufacturing applications; however, recent publications have addressed other applications of Six Sigma. Breyfogle<sup>1</sup> includes many transactional/service applications. In GE’s 1997 annual report, chief executive Jack Welch proudly states that Six Sigma “focuses on moving every process that touches our customers—every product and *service* (emphasis added)—toward near-perfect quality.”

**Ignores Customer in Search of Profits** This statement is not myth but rather a misinterpretation. Projects worthy of Six Sigma investments should (1) be of primary concern to the customer and (2) have the potential for significantly improving the bottom line. Both criteria must be met. The customer is driving this boat. In today’s competitive environment, there is no surer way of going out of business than to ignore the customer in a blind search for profits.

**Creates Parallel Organization** An objective of Six Sigma is to eliminate every ounce of organizational waste that can be found and then reinvest a small percentage of those savings to continue priming the pump for improvements. With the large amount of downsizing that has taken place throughout the world during the past two decades, there is no room or inclination to waste money through the duplication of functions. Many functions are understaffed as it is. Six Sigma is about nurturing any function that adds significant value to the customer while adding significant revenue to the bottom line.

**TABLE 13–3. TEN MYTHS OF SIX SIGMA**

- 
1. Works only in manufacturing
  2. Ignores the customer in search of bottom-line benefits
  3. Creates a parallel organization
  4. Requires massive training
  5. Is an add-on effort
  6. Requires large teams
  7. Creates bureaucracy
  8. Is just another quality program
  9. Requires complicated, difficult statistics
  10. Is not cost effective
- 

---

Section 13.5 is from F. W. Breyfogle III, J. M. Cupello, and B. Meadows, *Managing Six Sigma* (Hoboken, NJ: Wiley, 2001), pp. 6–8.

1. F. W. Breyfogle III, *Implementing Six Sigma: Smarter Solutions Using Statistical Methods* (Hoboken, NJ: Wiley, 1999).

**Requires Massive Training**

Peter B. Vaill states:

Valuable innovations are the positive result of this age [we live in], but the cost is likely to be continuing system disturbances owing to members' nonstop tinkering. Permanent white water conditions are regularly taking us all out of our comfort zones and asking things of us that we never imagined would be required. It is well for us to pause and think carefully about the idea of being continually catapulted back into the beginner mode, for that is the real meaning of being a continual learner. We do not need competency skills for this life. We need incompetency skills, the skills of being effective beginners.

**Is an Add-On Effort**

This is simply the myth "creates a parallel organization" in disguise. Same question, same response.

**Requires Large Teams**

There are many books and articles in the business literature declaring that teams have to be small if they are to be effective. If teams are too large, the thinking goes, a combinational explosion occurs in the number of possible communication channels between team members, and hence no one knows what the other person is doing.

**Creates Bureaucracy**

A dictionary definition of bureaucracy is "rigid adherence to administrative routine." The only thing rigid about wisely applied Six Sigma methodology is its relentless insistence that the customer needs to be addressed.

**Is Just Another Quality Program**

After decades of poor performance of untold quality programs, at the time of its development<sup>2</sup> Six Sigma represented "an entirely new way to manage an organization."<sup>3</sup>

**Requires Complicated, Difficult Statistics**

There is no question that a number of advanced statistical tools are extremely valuable in identifying and solving process problems. We believe that practitioners need to possess an analytical background and understand the wise use of these tools but do not need to understand all the mathematics behind the statistical techniques. The wise application of statistical techniques can be accomplished through the use of statistical analysis software.

**Is Not Cost Effective**

If Six Sigma is implemented wisely, organizations can obtain a very high rate of return on their investment within the first year.

---

2 J. Micklethwait and A. Wooldridge, *The Witch Doctors of the Management Gurus* (New York: Random House, 1997).

3. T. Pyzdek, "Six Sigma Is Primarily a Management Program, *Quality Digest* (1999): 26.

## 13.6 USE OF ASSESSMENTS

---

One of the responsibilities that can be assigned to a PMO is the portfolio management of projects. Ideas for potential projects can originate anywhere in the organization. However, ideas specifically designated as transactional Six Sigma projects may need to be searched out by the PMO.

One way to determine potential projects is through an assessment. An assessment is a set of guidelines or procedures that allows an organization to make decisions about improvements, resource allocations, and even priorities. Assessments are ways to:

- Examine, define, and possibly measure performance opportunities
- Identify knowledge and skills necessary for achieving organizational goals and objectives
- Examine and solve performance gap issues
- Track improvements for validation purposes

A gap is the difference between what currently exists and what it should be. Gaps can be in cost, time, quality, performance, or efficiency. Assessments allow us to pinpoint the gap and determine the knowledge, skills, and abilities necessary to compress the gap. For project management gaps, the assessments can be heavily biased toward transactional rather than operational issues, and this could easily result in behavior modification projects.

Several factors must be considered prior to performing an assessment. These factors might include:

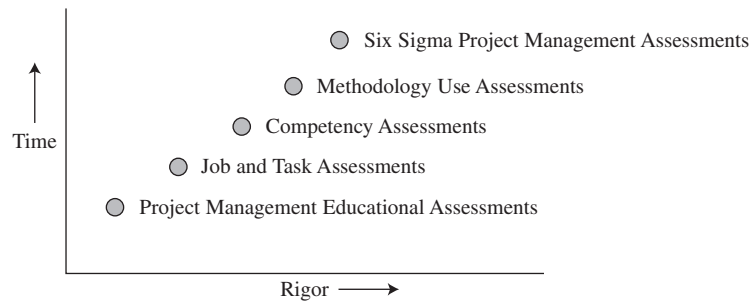
- Amount of executive-level support and sponsorship
- Amount of line management support
- Focus on broad-based applications
- Determining whom to assess
- Bias of the participants
- Reality of the answers
- Willingness to accept the results
- Impact on internal politics

The purpose of the assessment is to identify ways to improve global business practices first and functional business practices second. Because the target audience is usually global, there must exist unified support and understanding for the assessment process and recognition that it is in the best interests of the entire organization. Politics, power, and authority issues must be put aside for the betterment of the organization.

Assessments can take place at any level of the organization. Such assessments can be:

- Global organizational assessments
- Business unit organizational assessments
- Process assessments
- Individual or job assessments
- Customer feedback assessments (satisfaction and improvements)





**Figure 13-3.** Time and effort expended.

There are several tools available for assessments. A typical list might include:

- Interviews
- Focus groups
- Observations
- Process maps

Assessments for Six Sigma project management should not be performed unless the organization believes that opportunities exist. The amount of time and effort expended can be significant, as shown in Figure 13-3.

The advantages of assessment can lead to significant improvements in customer satisfaction and profitability. However, there are disadvantages, such as:

- Can be costly to implement
- Can be labor-intensive
- Difficulty determining which project management activities can benefit from assessments
- May not provide any meaningful benefits
- Inability to measure a return on investment from assessments

Assessments can have a life of their own. There are typical life-cycle phases for assessments. These life-cycle phases may not be aligned with the life-cycle phases of the EPM methodology and may be accomplished more informally than formally. Typical assessment life-cycle phases include:

- Gap or problem recognition
- Development of the appropriate assessment tool set
- Conducting the assessment/investigation
- Data analyses
- Implementation of the changes necessary
- Review for possible inclusion in the best practices library

**TABLE 13–4. SCALES**

<b>Strongly agree</b>	<b>Under 20%</b>
Agree	Between 20% and 40%
Undecided	Between 40% and 60%
Disagree	Between 60% and 80%
Strongly disagree	Over 80%

Determining the best tool set can be difficult. The most common element of a tool set is a focus on questions. Types of questions include:

- Open-ended
  - Sequential segments
  - Length
  - Complexity
  - Time needed to respond
- Close-ended
  - Multiple choice
  - Forced choices (yes–no, true–false)
  - Scales

Table 13–4 illustrates how scales can be set up. The left-hand column solicits a qualitative response and may be subjective whereas the right-hand column would be a quantitative response and more subjective.

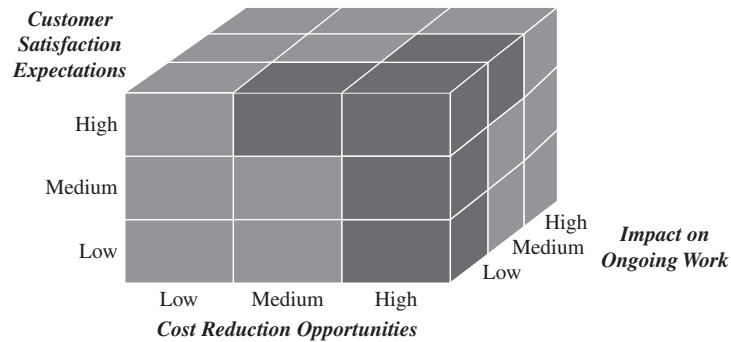
It is vitally important that the assessment instrument undergo pilot testing. Pilot testing:

- Validates understanding of the instructions
- Checks ease of response
- Verifies time to respond
- Verifies space to respond
- Can analyze bad questions

## 13.7 PROJECT SELECTION

Six Sigma project management focuses on continuous improvements to the EPM methodology. Identifying potential projects for the portfolio is significantly easier than getting them accomplished. There are two primary reasons for this:

1. Typical PMOs may have no more than three or four employees. Based on the activities assigned to the PMO, the employees may be limited as to how much time they can allocate to Six Sigma project management activities.
2. If functional resources are required, then the resources may be assigned first to those activities that are mandatory for the ongoing business of the firm.



**Figure 13-4.** Project selection cube.

The conflict between ongoing business and continuous improvements occurs frequently. Figure 13-4 illustrates this point. The ideal Six Sigma project management activity would yield high customer satisfaction, high cost reduction opportunities, and significant support for the ongoing business. Unfortunately, what is in the best interests of the PMO may not be in the best, near-term interests of the ongoing business.

All ideas, no matter how good or how bad, are stored in the “idea bank.” The ideas can originate from anywhere in the organization, namely:

- Executives
- Corporate Six Sigma champions
- Project Six Sigma champions
- Master Black Belts
- Black Belts
- Green Belts
- Team members

If the PMO is actively involved in the portfolio management of projects, then the PMO must perform feasibility studies and cost–benefit analyses on projects together with prioritization recommendations. Typical opportunities can be determined using Figure 13-5. In this figure,  $\Delta X$  represents the amount of money (or additional money) being spent. This is the input to the evaluation process. The output is the improvement,  $\Delta Y$ , which is the benefits received or cost savings. Consider the next example.

### Convex Corporation

Convex Corporation identified a possible Six Sigma project involving the streamlining of internal status reporting. The intent was to eliminate as much paper as possible from the bulky status reports and replace it with color-coded “traffic light” reporting using the company intranet. The PMO used the following data:

- Burdened hour at the executive level: \$240
- Typical number of project status review meetings per project: 8

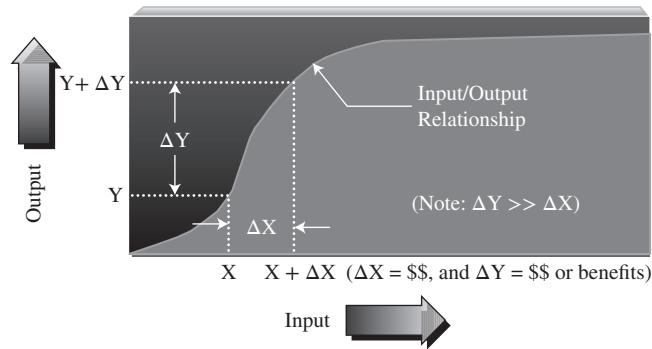


Figure 13-5. Six Sigma quantitative evaluation.

- Duration per meeting: 2 hours
- Number of executives per meeting: 5
- Number of projects requiring executive review: 20

Using the information provided, the PMO calculated the total cost of executives as:

$$(8 \text{ meetings}) \times (5 \text{ executives}) \times (2 \text{ hr/meeting}) \times (\$240/\text{hr}) \times (20 \text{ projects}) = \$384,000$$

Convex assigned one systems programmer (burdened at \$100/hr) for four weeks. The cost for adding traffic light reporting to the intranet methodology was \$16,000.

Six months after implementation, the number of meetings had been reduced to five per project for an average of 30 minutes each. The executives were now focusing on only those elements of the project that were color coded as a potential problem. On a yearly basis, the cost for the meetings on the 20 projects was now about \$60,000. In the first year alone, the company identified a savings of \$324,000 for one investment of \$16,000.

## 13.8 TYPICAL PMO SIX SIGMA PROJECTS

Projects assigned to the PMO can be operational or transactional but mainly the latter. Typical projects might include:

- *Enhanced status reporting.* This project could utilize traffic light reporting designed to make it easier for customers to analyze performance. This could be intranet based. The intent is to achieve paperless project management. The colors could be assigned based on problems; present or future risks; or title, level, and rank of the audience.
- *Use of forms.* The forms should be user friendly and easy to complete. Minimal input by the user should be required, and the data inputted into one form should

service multiple forms if necessary. Nonessential data should be eliminated. The forms should be cross-listed to the best practices library.

- *Use of checklists/templates.* These documents should be comprehensive yet easy to understand. They should be user friendly and easy to update. The forms should be flexible such that they can be adapted to all situations.
- *Criteria of success/failure.* There must exist established criteria for what constitutes success or failure on a project. There must also exist a process that allows for continuous measurement against these criteria as well as a means by which success (or failure) can be redefined.
- *Team empowerment.* This project looks at the use of integrated project teams, the selection of team members, and the criteria to be used for evaluating team performance. This project is designed to make it easier for senior management to empower teams.
- *Alignment of goals.* Most people have personal goals that may not be aligned with goals of the business. This includes project versus company goals, project versus functional goals, project versus individual goals, project versus professional goals, and other such alignments. The greater the alignment between goals, the greater the opportunity for increased efficiency and effectiveness.
- *Measuring team performance.* This project focuses on ways to uniformly apply critical success factors and key performance indicators to team performance metrics. This also includes the alignment of performance with goals and rewards with goals. This project may interface with the wage and salary administration program by requiring two-way and three-way performance reviews.
- *Competency models.* Project management job descriptions are being replaced with competency models. A competency criterion must be established, including goal alignment and measurement.
- *Financial review accuracy.* This type of project looks for ways of including the most accurate data into project financial reviews. This could include transferring data from various information systems, such as earned value measurement and cost accounting.
- *Test failure resolution.* Some PMOs maintain a failure reporting information system that interfaces with failure modes and effects analysis. Unfortunately, failures are identified, but there may be no resolution on the failures. This project attempts to alleviate this problem.
- *Preparing transitional checklists.* This type of project is designed to focus on transition or readiness of one functional area to accept responsibility. As an example, it may be possible to develop a checklist on evaluating the risks or readiness of transitioning the project from engineering to manufacturing. The ideal situation would be to develop one checklist for all projects.

This list is by no means comprehensive. However, it does identify typical projects managed by the PMO. Three conclusions can be reached by analyzing this list:

1. The projects can be both transactional and operational.
2. The majority of the projects focus on improvements to the methodology.

3. Having people with Six Sigma experience (i.e., Green, Brown, or Black Belts) would be helpful.

When a PMO takes the initiative in Six Sigma project management, it may develop a Six Sigma toolbox exclusively for that PMO. These tools most likely will not include the advanced statistics tools that are used by Black Belts in manufacturing but may be more process-oriented tools or assessment tools.



## Project Portfolio Management

### 14.0 INTRODUCTION

---

Your company is currently working on several projects and has a waiting list of an additional 20 projects that it would like to complete. If available funding will support only a few more projects, how does a company decide which of the 20 projects to work on next? This is the project portfolio management process. It is important to understand the difference between project management and project portfolio management. Debra Stouffer and Sue Rachlin have made this distinction for information technology (IT) projects:

An IT portfolio is composed of a set or collection of initiatives or projects. Project management is an ongoing process that focuses on the extent to which a specific initiative establishes, maintains, and achieves its intended objectives within cost, schedule, technical and performance baselines.

Portfolio management focuses attention at a more aggregate level. Its primary objective is to identify, select, finance, monitor, and maintain the appropriate mix of projects and initiatives necessary to achieve organizational goals and objectives.

Portfolio management involves the consideration of the aggregate costs, risks, and returns of all projects within the portfolio, as well as the various trade-offs among them. Of course, the portfolio manager is also concerned about the “health” and well-being of each project that is included within the IT portfolio. After all, portfolio decisions, such as whether to fund a new project or continue to finance an ongoing one, are based on information provided at the project level.

Portfolio management of projects helps determine the right mix of projects and the right investment level to make in each of them. The outcome is a better balance between ongoing and new strategic initiatives. Portfolio management is not a series of project-specific calculations such as ROI [return on investment], NPV [net present value], IRR [internal rate of return], payback period, and cash flow and then making the appropriate adjustment to account for risk. Instead, it is a decision-making process for what is in the best interest of the entire organization.

Portfolio management decisions are not made in a vacuum. The decision is usually related to other projects and several factors, such as available funding and resource allocations. In addition, the project must be a good fit with other projects within the portfolio and with the strategic plan.

The selection of projects could be based upon the completion of other projects that would release resources needed for the new projects. Also, the projects selected may be constrained by the completion date of other projects that require deliverables necessary to initiate new projects. In any event, some form of a project portfolio management process is needed.<sup>1</sup>

## 14.1 THE PORTFOLIO MANAGEMENT JOURNEY AT NORDEA ---

### Nordea Company Background

Our Nordic banking roots run deep, and for nearly 200 years Nordea has enabled customers to fulfill their goals and dreams. Nordea is among the 10 largest universal banks in Europe in terms of total market capitalization and the largest financial services group in the Nordic and Baltic region. We have around 11 million customers, 30,000 employees, and approximately 650 branch office locations. Today we hold leading positions in corporate and institutional banking as well as in retail and private banking. We are also the leading provider of life and pensions products in the Nordic countries. Moreover, we are one of very few European banks with an AA– rating.

### Journey of Implementing a Portfolio Management Tool at Nordea

#### Situation before Implementation

Nordea spends a significant amount of money on IT-enabled investments each year but had an ambition to further mature the processes and disciplines to ensure that the overall composition of the IT investment portfolio is optimized toward strategic objectives (including risk objectives). In addition, the ambition was to mature with respect to measuring the delivered benefits from the change portfolio and the scope considered. Because, when deciding if a given investment was too narrow, disproportionally weighting, the focus was only on the immediate project costs at the expense of the subsequent running costs. Additionally, the project and portfolio management tool set supporting this and the related domains (value governance, portfolio management, and investment management of individual initiatives) was not fully meeting the needs and not always sufficiently aligned.

Based on above situation, Nordea decided to implement a portfolio management tool in its organization. The vision was to provide an excellent integration project and portfolio management process throughout the Nordea organization. The aim was to provide the

---

1. D. Stouffer and S. Rachlin, "A Summary of First Practices and Lessons Learned in Information Technology Portfolio Management," prepared by the Chief Information Officer Council, Washington, DC, March 2002, p. 7.



organization with transparency, enable strategy execution, enable facts-based decisions, and enable monitoring of IT investments as well as flexibility. As Nordea already had Project and Portfolio Management (PPM) Clarity in-house for the application register, it made sense to utilize the investment and start using the PPM part of the tool.

### **High-Level Roll-out Approach used to implement a portfolio management tool at Nordea**

- Based on a standardized maturity assessment, Nordea assessed the current maturity/readiness within each business-IT division. This was carried out in cooperation with the core team and division representatives.
- Based on the maturity/readiness assessment, and in cooperation with the individual divisions, a roll-out plan was developed.
- PPM Clarity was developed to support the objectives and principles agreed and to a level that:
  - Supports integrated resource and planning based on experiences from the Clarity pilot project.
  - Adds value to the most experienced and mature areas/units and allows a step-wise implementation in less mature areas/units.
- Parallel roll-out per business-IT division in accordance with respective ambitions and resource availability.

### **Current Situation**

The journey of implementing a portfolio management tool is still ongoing, and PPM clarity is the mandatory portfolio reporting tool in the organization. One of the goals is to establish the baseline for tool support of the portfolio management process within Nordea. The main focus areas seen from a short-term perspective have been to:

- Move the PPM clarity application ownership from the IT organization to corporate level. The reason is that Nordea established a group enterprise portfolio management office last year and Nordea wants to include business in the overall portfolio.
  - It will be difficult to roll out portfolio management to business from the IT organization, unless this supports the decision to move the application ownership.
- Additionally Nordea will:
  - Focus more on local project management office (PMO) stakeholder management.
  - Focus on master portfolio overview.
  - Enhance portfolio reporting, monitoring, and tracking.
  - Improve resource forecasting and follow-up capacity planning.
  - Focus more on portfolio prioritization planning.
  - Drive risk and dependency management across our portfolio.

These activities will enable Nordea to create the necessary framework and processes to support transparent portfolio pipeline management on group level. Hereafter, the

focus will be on portfolio prioritization and to become increasingly better at identifying, communicating, and executing the projects that best meet Nordea's strategic objectives. Additionally, the aim is to provide an overview of the current structures and implications regarding ownership, decision forums and decision making and processes, and come up with scenarios for the future "One Nordea" portfolio management governance setup.

### Outlook

Group Enterprise Portfolio Management Office at Nordea will be working within three main capability areas to enhance/improve in the near future. The capabilities are portfolio management, financial management, and PPM tools and methods.

Some examples of the capabilities that Nordea will be working with are listed next.

- Ensure that the insights from 2017 portfolio management prioritization process are used to create a more transparent and coherent 2018 process. The focus will be on process, structure, accounting principles, and the project methodology foundation.
- Another task will be to secure constant improvements of the financial portfolio overview, better benefit tracking, better use of the financial sides of the PPM Clarity planning tool, and so on.
- Nordea has identified that one of the best ways to get in control of a large and complex portfolio is to manage risks and dependencies. Therefore, Nordea will improve the group development portfolio risk and dependency management approach in alignment with the second and third line in the organization.
- Additionally, Nordea wants to further mature its resource management implementation to get better control of resource management across the group.

It can be concluded that Nordea's vision/journey in relation to implementing a project and portfolio management tool is still ongoing. The established Group Enterprise Portfolio Management Office is now responsible for driving a coherent and structured project and portfolio management process forward supported by the PPM Clarity tool—and with the possibility of harvesting significant gains and thereby also supporting an optimization of investments, ensuring resource balancing, and communicating value creation going forward.

## 14.2 RESOURCE MANAGEMENT AS PART OF PORTFOLIO MANAGEMENT AT NORDEA

---

Nordea has, like many other large global enterprises, realized that a central part of a successful PPM implementation is managing human resources. As competencies become more specialized, and teams more distributed, PPM becomes as much about

matching the right people to the right project in the right time as finding money to run projects. Often the solution for handling staffing of resources on projects goes via a PPM software tool.

In Nordea, resource management has been tightly linked to the overall maturation of the PPM process (being effectively a step toward a higher maturation in working with projects).

Based on above and as part of Nordea's journey of implementing a project and portfolio management tool (PPM Clarity), the objectives for implementing resource management are:

- Improve day-to-day prioritization of IT investments, through improved transparency of value creation, strategic alignment, and risk and resource balancing.
- Improve resource balancing in portfolio planning and portfolio management processes.

### **Assumptions for Implementing Resource Management**

- PPM process and tool is mandatory for all Nordea's IT divisions to use.
- The model must be easily maintained by the IT divisions.
- Therefore, 1 full-time equivalent (FTE) equals 100 percent (hours may vary for an FTE depending on country and unit).
- Any change to the supply capacity or demand must be updated in the tool to ensure good data quality.
- It is optional for a resource manager to provide additional role/skills to the individual.

### **Process for Updating Supply**

Manage the supply to ensure correct capacity (availability). One FTE equals 100 percent billable hours, and this information is auto-loaded from Master Data. The Line Manager/Resources manager updates if there are any discrepancies.

### **Process for Updating Demand**

The demand in hours is entered on either resources or roles during the planning phase for both initiatives and applications. Update this demand continuously based on changes to ensure that the demand is always approximately equal to the budget on resources. The demand is corrected accordingly, when a planned demand changes from a planned number of hours at a certain period to a new agreed number of hours during a certain period based on a commitment on either resources or deliverables.

### **Basic Implementation Strategy**

### **Solution Development in PPM Clarity**

Before it was put to use, the resource management process will be developed to cover the pre-defined mandatory and optional requirements as described. The solution in this context is defined as PPM Clarity functionality including user roles, interfaces, and user guides.

**Pilot Projects**

Pilot implementations are used to verify the feasibility of the solution in a controlled real life business environment (a predefined subset of the organization). The solution piloted within a division should cover the same scope and functionality as will be taken into use in the overall implementation and will be considered as a start of the overall implementation. The guiding principle for piloting units should be to adapt the organization and processes to work with the common solution rather than the other way around. The pilots will result in an increased understanding of required business changes, training approach, and how to draw tangible benefits and improve business intelligence from the implemented solution and processes.

**Overall Implementation**

Completed implementation means that each division is organized and prepared to manage demand and supply in PPM Clarity for all of the division’s resources that will register time on either change initiatives or application codes for maintenance. Demand and supply planning can be implemented in phases or split into manageable chunks.

**Reports Out of PPM Clarity**

An extract of available standards in the resource management reports, as shown in Figure 14–1, can be executed through Advanced Reporting in PPM Clarity to meet some of the objectives for implementing resource management.

**Summary**

Implementing resource management can be tricky—particularly if the industry (such as banking) is in a disruptive cycle and development methods are changing. As implementation cycles are often long, there is a distinct risk that companies end up with a process that is already out of date when implemented.

Resource Management Reports	Resource Management Reports	Time Management Reports
Capacity vs. Allocation by OBS	Capacity vs. Demand by Resources	Missing Time
Capacity vs. Booking Status by OBS	Resource Assignments by Task	Resource Time Review by Manager
Capacity vs. Demand by Role	Resource Availability	Resource Time Summary and Detail
Over-/Under- Allocation by Resource	Resource Baseline vs. Plan by Employment Type	Resource Demand Report (retrospective demand)
Over-/Under- Allocation by Role	Resource Forecasted Utilization	
Resource Allocations and Assignments	Resource Forecasted Utilization Detail	

**Figure 14–1.** PPM Clarity Resource Reports.

Nordea is not alone in facing these challenges. In a survey conducted among 20 medium and large private and public enterprises in the Nordic region,<sup>2</sup> 58 percent of respondents stated that resource management had been implemented but did not quite cover their needs.

Even more interesting, from the same companies, 25 percent stated that a new implementation was needed while almost 50 percent were planning reiterate their implementation.

The conclusion from this is that when implementing resource management as part of PPM:

- Chances are that your initial implementation will not fulfill the company's expectations.
- Even after implementing, it is most likely essential that your company will be willing to reinvest to do it again or to keep pushing out the initial scope despite the flaws

This points to resource management specifically (and possibly PPM in general) as more of a life-cycle approach than a single step toward a more mature PPM process. With business environments under constant change—and projects becoming the “norm” for business deliveries—there is a need to constantly revisit already established processes and tools.

Companies are realizing that getting PPM processes in place takes practice and time but also that implementing imperfect solutions beats not having any solution at all.

### 14.3 INVOLVEMENT OF SENIOR MANAGEMENT, STAKEHOLDERS, AND THE PMO

---

The successful management of a project portfolio requires strong leadership by individuals who recognize the benefits that can be accrued from portfolio management. The commitment by senior management is critical. Stouffer and Rachlin comment on the role of senior management in an IT environment in government agencies:

Portfolio management requires a business and an enterprise-wide perspective. However, IT investment decisions must be made both at the project level and the portfolio level. Senior government officials, portfolio and project managers, and other decision makers must routinely ask two sets of questions.

First, at the project level, is there sufficient confidence that new or ongoing activities that seek funding will achieve their intended objectives within reasonable and acceptable cost, schedule, technical, and performance parameters?

Second, at the portfolio level, given an acceptable response to the first question, is the investment in one project or a mix of projects desirable relative to another project or a mix of projects?

---

2. Survey conducted at a PPM Clarity User group meeting in Malmö, January 2017, with a total of 25 respondents.

Having received answers to these questions, the organization's senior officials, portfolio managers, and other decision makers then must use the information to determine the size, scope, and composition of the IT investment portfolio. The conditions under which the portfolio can be changed must be clearly defined and communicated. Proposed changes to the portfolio should be reviewed and approved by an appropriate decision making authority, such as an investment review board, and considered from an organization-wide perspective.<sup>3</sup>

Senior management is ultimately responsible for clearly defining and communicating the goals and objectives of the project portfolio as well as the criteria and conditions considered for the portfolio selection of projects. According to Stouffer and Rachlin, senior management must:

- Adequately define and broadly communicate the goals and objectives of the IT portfolio.
- Clearly articulate the organization's and management's expectations about the type of benefits being sought and the rates of returns to be achieved.
- Identify and define the type of risks that can affect the performance of the IT portfolio, what the organization is doing to avoid and address risk, and its tolerance for ongoing exposure.
- Establish, achieve consensus, and consistently apply a set of criteria that will be used among competing IT projects and initiatives.<sup>4</sup>

Senior management must also collect and analyze data in order to assess the performance of the portfolio and determine whether or not adjustments are necessary. This must be done periodically such that critical resources are not being wasted on projects that should be canceled. Stouffer and Rachlin provide insight on this through their interviews:

According to Gopal Kapur, President of the Center for Project Management, organizations should focus on their IT portfolio assessments and control meetings on critical project vital signs. Examples of these vital signs include the sponsor's commitment and time, status of the critical path, milestone hit rate, deliverables hit rate, actual cost versus estimated cost, actual resources versus planned resources, and high-probability, high-impact events. Using a red, yellow, or green report card approach, as well as defined metrics, an organization can establish a consistent method for determining if projects are having an adverse impact on the IT portfolio, are failing and need to be shut down.

Specific criteria and data to be collected and analyzed may include the following:

- Standard financial measures, such as return on investment, cost benefit analysis, earned value (focusing on actuals versus plan, where available), increased profitability, cost avoidance, or payback. Every organization participating in the interviews included one or more of these financial measures.

---

3. Stouffer and Rachlin, "A Summary of First Practices and Lessons Learned in Information Technology Portfolio Management," p. 8.

4. *Ibid.*, p. 13.

- Strategic alignment (defined as mission support), also included by almost all organizations.
- Client (customer) impact, as defined in performance measures.
- Technology impact (as measured by contribution to, or impact on, some form of defined architecture).
- Initial project and (in some cases) operations and schedules, as noted by almost all organizations.
- Risks, risk avoidance (and sometimes risk mitigation specifics), as noted by almost all participants.
- Basic project management techniques and measures.
- And finally, data sources and data collection mechanisms also are important. Many organizations interviewed prefer to extract information from existing systems; sources include accounting, financial, and project management systems.<sup>5</sup>

One of the best practices identified by Stouffer and Rachlin for IT projects was careful consideration of both internal and external stakeholders:

Expanding business involvement in portfolio management often includes the following:

- Recognizing that the business programs are critical stakeholders, and improving that relationship throughout the life cycle
- Establishing service level agreements that are tied to accountability (rewards and punishment)
- Shifting the responsibilities to the business programs and involving them on key decision making groups

In many organizations, mechanisms are in place to enable the creation, participation and “buy-in” of stakeholder coalitions. These mechanisms are essential to ensure the decision-making process is more inclusive and representative. By getting stakeholder buy-in early in the portfolio management process, it is easier to ensure consistent practices and acceptance of decisions across an organization. Stakeholder participation and buy-in can also provide sustainability to portfolio management processes when there are changes in leadership.

Stakeholder coalitions have been built in many different ways depending on the organization, the process and the issue at hand. By including representatives from each major organizational component who are responsible for prioritizing the many competing initiatives being proposed across the organization, all perspectives are included. The approach, combined with the objectivity brought to the process by using predefined criteria and a decision support system, ensures that everyone has a stake in the process and the process is fair.

Similarly, the membership of the top decision making body is comprised of senior executives from across the enterprise. All major projects, or those requiring a funding source, must be voted upon and approved by this decision-making body. The value of getting stakeholder participation at this senior level is that this body works toward supporting the organization’s overall mission and priorities rather than parochial interests.<sup>6</sup>

---

5. *Ibid.*, p. 18.

6. *Ibid.*, pp. 22–23.

More and more companies today are relying heavily upon the PMO for support with portfolio management. Typical support activities include capacity planning, resource utilization, business case analysis, and project prioritization. The role of the PMO in this regard is to support senior management, not to replace them. Portfolio management will almost always remain as a prime responsibility for senior management, but recommendations and support by the PMO can make the job of the executive a little easier. In this role, the PMO may function as more of a facilitator. Chuck Millhollan, formerly director of program management at Churchill Downs Incorporated, describes portfolio management in his organization:

Our PMO is responsible for the portfolio management process and facilitates portfolio reviews by our “Investment Council.” We have purposefully separated the processes for requesting and evaluating projects (having projects approved in principle) and authorizing work (entry into the active portfolio).

When asked to describe the PMO’s relationship to portfolio management, Millhollan commented:

Investment Council: The Investment Council is comprised of senior (voting) members (CEO, COO, CFO, EVPs) and representatives from each business unit. There are regularly scheduled monthly meetings, facilitated by the PMO, to review and approve new requests and review the active portfolio. The Investment Council’s goals and objectives include:

1. Prioritize and allocate capital to projects.
2. Approve/disapprove requested projects based on the merit of the associated Business Case.
3. Act individually and collectively as vocal and visible project champions throughout their representative organizations.
4. As necessary, take an active role in approving project deliverables, helping resolve issues and policy decisions, and providing project-related direction and guidance.

Request, Evaluation, and Approval: We use an “Investment Request Worksheet” to standardize the format in which projects (called investment requests) are presented to the Investment Council. Elements include request description, success criteria and associated metrics, a description of the current and future state, alignment to strategic goals, preliminary risk assessment, identification of dependent projects, preliminary resource availability and constraint assessment and a payback analysis for ROI and Cost-Out initiatives.

Work Authorization: If projects were approved during the annual operational planning processes and are capital investments that generate ROI or result in a Cost-Out, come back to the Investment Council for work authorization and addition to the portfolio of active projects. This can be done concurrently with request, evaluation, and approval for projects that are initiated mid-planning cycle.

Portfolio Maintenance: We use a biweekly project status reporting process and only include projects that the Investment Council has identified as requiring portfolio review and/or oversight. The portfolio reports are provided biweekly and presented monthly during the Investment Council meetings.



When the PMO supports or facilitates the portfolio management process, the PMO becomes an active player in the strategic planning process and supports senior management by making sure that the projects in the queue are aligned with strategic objectives. The role might be support or monitoring and control. Enrique Sevilla Molina, PMP, formerly corporate PMO director at Indra, discusses portfolio management in his organization:

Portfolio management is strongly oriented to monitor and control the portfolio performance, and to review its alignment with the strategic planning. A careful analysis of trends and forecasts is also periodically performed, so the portfolio composition may be assessed and reoriented if required.

Once the strategic targets for the portfolio have been defined and allocated through the different levels in the organization, the main loop of the process includes reporting, reviewing and taking actions on portfolio performance, problems, risks, forecasts and new contracts planning. A set of alerts, semaphores, and indicators have been defined and automated in order to focus the attention on the main issues related with the portfolio management. Those projects or proposals marked as requiring specific attention are carefully followed by the management team, and a specific status reporting is provided for those.

One of the key tools used for the portfolio management process is our Projects Monitor. It is a web-based tool that provides a full view of the status of any pre-defined set of projects (or portfolio), including general data, performance data, indicators, and semaphores. It has also the capability to produce different kinds of reports, at single project level, at portfolio level, or a specialized risk report for the selected portfolio.

Besides the corporate PMO, major business units throughout the company use local PMOs in their portfolio management process. Some of them are in charge of risk status reporting for the major projects or programs in the portfolio. Others are in charge of an initial definition of the risk level for the projects and operations in order to provide an early detection of potential risk areas. And others play a significant role in providing the specific support to the portfolio managers when reporting the status to upper level management.

Our corporate level PMO defines the portfolio management processes in order to be consistent with the project management level and, in consequence, the requirements for the implementation of those processes in the company tools and information systems.

Some companies perform portfolio management without PMO involvement. This is quite common when portfolio management might include a large amount of capital spending projects. According to a spokesperson at AT&T:

Our PMO is not part of portfolio management. We maintain a Portfolio Administration Office (PAO), which approves major capital spending projects and programs through an annual planning process. The PAO utilizes change control for any modifications to the list of approved projects. Each project manager must track the details of their project and update information in the Portfolio Administration Tool (PAT). The Corporate Program Office uses data in PAT to monitor the health and well being of the projects. Individual projects are audited to ensure adherence to processes and reports are prepared to track progress and status.

## 14.4 PROJECT SELECTION OBSTACLES

---

Portfolio management decision makers frequently have much less information to evaluate candidate projects than they would wish. Uncertainties often surround the likelihood of success for a project, the ultimate market value of the project, and its total cost to completion. This lack of an adequate information base often leads to another difficulty: the lack of a systematic approach to project selection and evaluation. Consensus criteria and methods for assessing each candidate project against these criteria are essential for rational decision making. Although most companies have established organizational goals and objectives, they are usually not detailed enough to be used as criteria for project portfolio management decision making. However, they are an essential starting point.

Portfolio management decisions are often confounded by several behavioral and organizational factors. Departmental loyalties, conflicts in desires, differences in perspectives, and an unwillingness to openly share information can stymie the project selection, approval, and evaluation processes. Much project evaluation data and information is necessarily subjective in nature. Thus, the willingness of the parties to openly share and put trust in each other's opinions becomes an important factor.

The risk-taking climate or culture of an organization can also have a decisive bearing on the project selection process. If the climate is risk adverse, high-risk projects may never surface. Attitudes within the organization toward ideas and the volume of ideas being generated will influence the quality of the projects selected. In general, the greater the number of creative ideas generated, the greater the chances of selecting high-quality projects.

## 14.5 IDENTIFICATION OF PROJECTS

---

The overall project portfolio management process is a four-step approach, as shown in Figure 14–2. The first step is the identification of the ideas for projects and needs to help support the business. The identification can be done through brainstorming sessions, market research, customer research, supplier research, and literature searches. All ideas, regardless of merit, should be listed.

Because the number of potential ideas can be large, some sort of classification system is needed. There are three common methods of classification. The first method is to place the projects into two major categories, such as survival and growth. The sources and types of funds for these two categories can and will be different. The second method comes from typical research and development (R&D) strategic planning models, as shown in Figure 14–3. Using this approach, projects to develop new products or services are classified as either offensive or defensive projects. Offensive projects are designed to capture new markets or expand market share within existing markets. Offensive projects mandate the continuous development of new products and services.

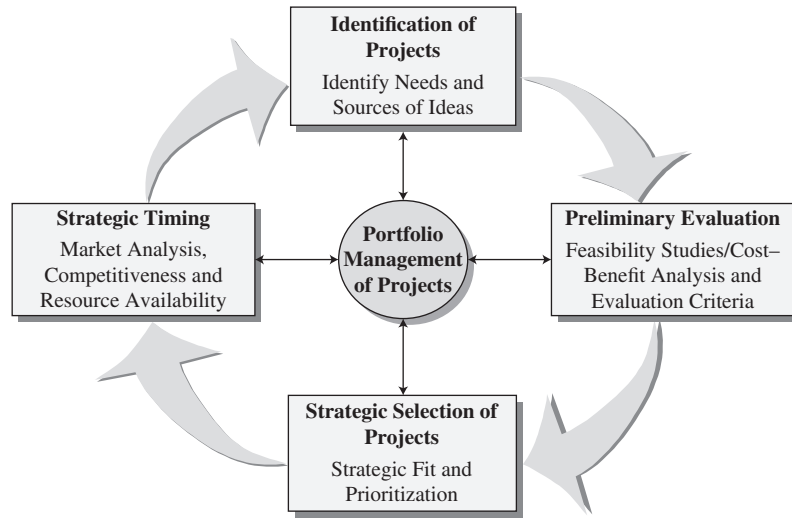


Figure 14-2. Project selection process.

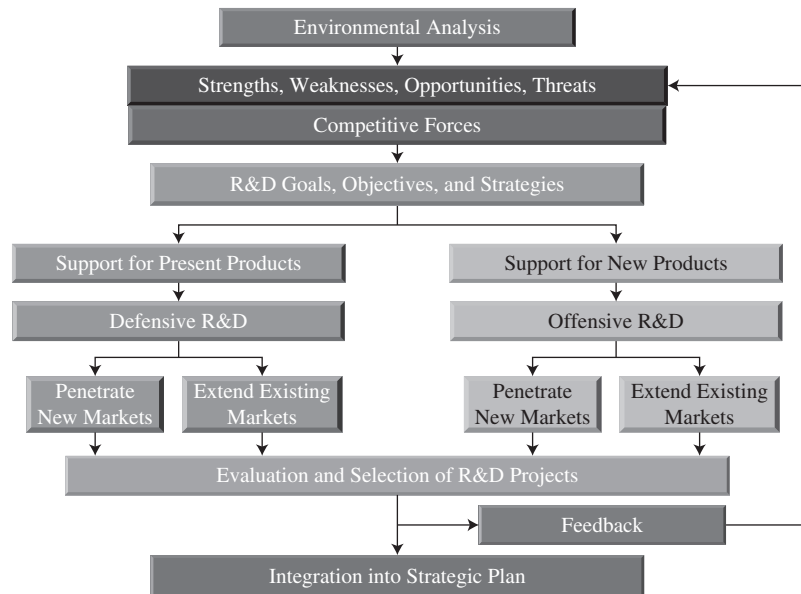


Figure 14-3. R&D strategic planning process.

Defensive projects are designed to extend the life of existing products or services. This could include add-ons or enhancements geared toward keeping present customers or finding new customers for existing products or services. Defensive projects are usually easier to manage than offensive projects and have a higher probability of success.

Another method for classifying projects is:

- Radical technical breakthrough projects
- Next-generation projects
- New family members
- Add-ons and enhancement projects

Radical technological breakthrough projects are the most difficult to manage because of the need for innovation. Figure 14–4 shows a typical model for innovation. Innovation projects, if successful, can lead to profits that are many times larger than the original development costs. Unsuccessful innovation projects can lead to equally dramatic losses, which is one of the reasons why senior management must exercise due caution in approving innovation projects. Care must be taken to identify and screen out inferior candidate projects before committing significant resources to them.

There is no question that innovation projects are the most costly and difficult to manage. Some companies mistakenly believe that the solution is to minimize or limit the total number of ideas for new projects or to limit the number of ideas in each category. This could be a costly mistake.

In a study of the new-product activities of several hundred companies in all industries, Booz, Allen, and Hamilton<sup>7</sup> defined the new-product evolution process as the time it takes to bring a product to commercial existence. This process began with company objectives, which included fields of product interest, goals, and growth plans, and ended with, hopefully, a successful product. The more specifically these objectives were

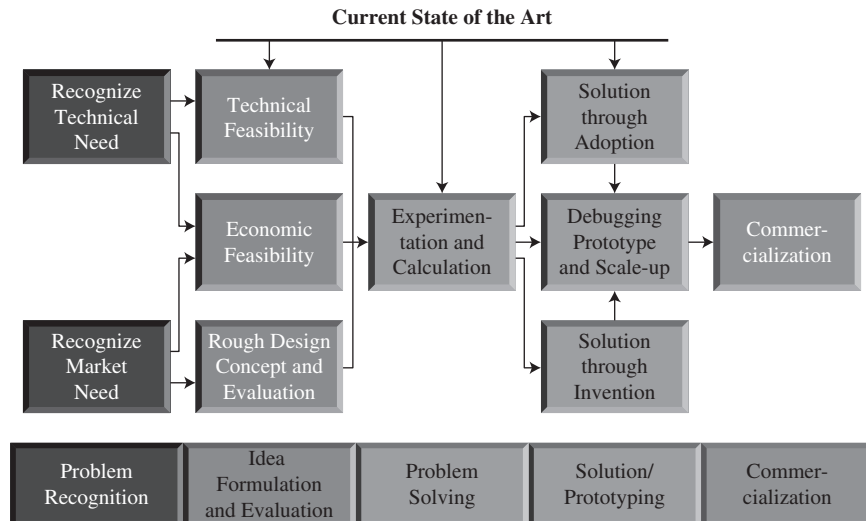


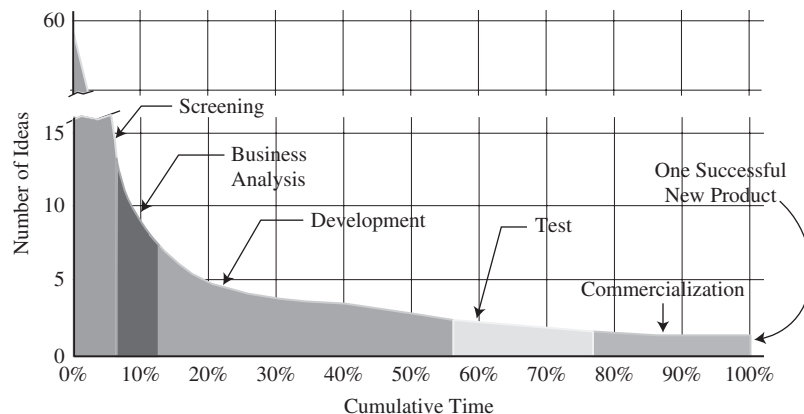
Figure 14–4. Modeling the innovation process.

defined, the greater guidance would be given to the new-product program. This process was broken down into six manageable, fairly clear sequential stages:

1. *Exploration.* The search for product ideas to meet company objectives.
2. *Screening.* A quick analysis to determine which ideas were pertinent and merit more detailed study.
3. *Business analysis.* The expansion of the idea, through creative analysis, into a concrete business recommendation, including product features, financial analysis, risk analysis, market assessment, and a program for the product.
4. *Development.* Turning the idea-on-paper into a product-in-hand, demonstrable and producible. This stage focuses on R&D and the inventive capability of the firm. When unanticipated problems arise, new solutions and trade-offs are sought. In many instances, the obstacles are so great that a solution cannot be found, and work is terminated or deferred.
5. *Testing.* The technical and commercial experiments necessary to verify earlier technical and business judgments.
6. *Commercialization.* Launching the product in full-scale production and sale; committing the company's reputation and resources.

In the Booz, Allen & Hamilton study, the new-product process was characterized by a decay curve for ideas, as shown in Figure 14–5. This showed a progressive rejection of ideas or projects by stages in the product evolution process. Although the rate of rejection varied between industries and companies, the general shape of the decay curve is typical. It generally takes close to 60 ideas to yield just one successful new product.

The process of new-product evolution involves a series of management decisions. Each stage is progressively more expensive, as measured in expenditures of both time and money. Figure 14–6 shows the rate at which expense dollars are spent as time accumulates for the average project within a sample of leading companies. This information was based on an all-industry average and is, therefore, useful in understanding the typical industrial



**Figure 14–5.** Mortality of new product ideas.

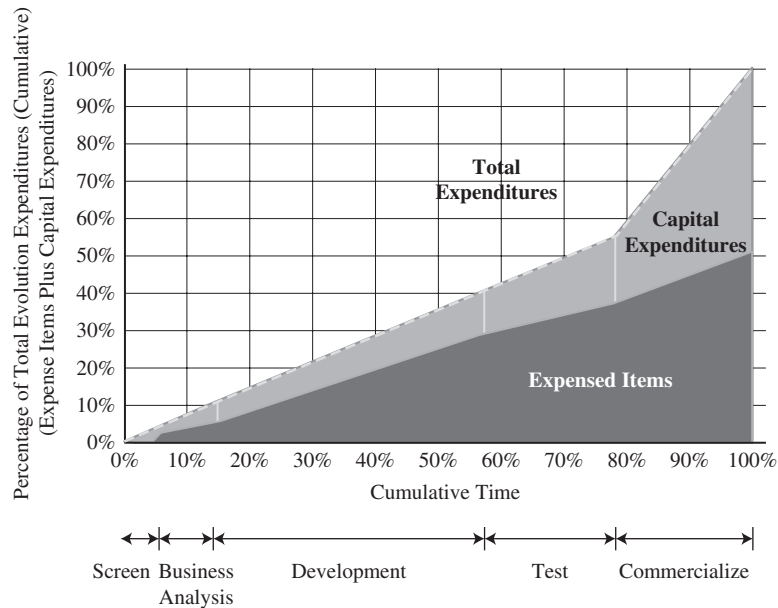


Figure 14-6. Cumulative expenditures and time.

new-product process. It is significant to note that the majority of capital expenditures are concentrated in the last three stages of evolution. It is, therefore, very important to do a better job of screening for business and financial analysis. This will help eliminate ideas of limited potential before they reach the more expensive stages of evolution.

## 14.6 PRELIMINARY EVALUATION

As shown in Figure 14-2, the second step in project selection is preliminary evaluation. From a financial perspective, preliminary evaluation is basically a two-part process. First, the organization will conduct a feasibility study to determine whether the project can be done. Second, the organization will perform a cost-benefit analysis to see whether the company should do it (see Table 14-1).

The purpose of the feasibility study is to validate that the idea or project meets feasibility of cost, technological, safety, marketability, and ease of execution requirements. It is possible for the company to use outside consultants or subject matter experts to assist in both feasibility studies and benefit-to-cost analyses. A project manager may not be assigned until after the feasibility study is completed because the project manager may not have sufficient business or technical knowledge to contribute prior to this point in time.

If the project is deemed feasible and a good fit with the strategic plan, the project is prioritized for development along with other approved projects. Once feasibility is determined, a cost-benefit analysis is performed to validate that the project will, if executed correctly, provide the required financial and nonfinancial benefits. Cost-benefit analyses

**TABLE 14–1. FEASIBILITY STUDIES AND COST–BENEFIT ANALYSES**

	<b>Feasibility Study</b>	<b>Cost–Benefit Analysis</b>
Basic question	Can we do it?	Should we do it?
Life-cycle phase	Preconceptual	Conceptual
Project manager selected	Not yet	Perhaps
Analysis	<b>Qualitative</b>	<b>Quantitative</b>
	Technical	NPV
	Cost	Discounted cash flow (DCF)
	Quality	IRR
	Safety	ROI
	Legal	Assumptions
	Economical	Reality
	Strategic fit	Benefits > cost
Decision criteria		

require that significantly more information is scrutinized than is usually available during a feasibility study. Such analyses can be expensive.

Estimating benefits and costs in a timely manner is very difficult. Benefits are often defined as:

- Tangible benefits, for which dollars may be reasonably quantified and measured
- Intangible benefits, which may be quantified in units other than dollars or may be identified and described subjectively

Costs are significantly more difficult to quantify, at least in a timely and inexpensive manner. The minimum costs that must be determined are those that are used specifically for comparison to the benefits. These include:

- The current operating costs or the cost of operating in today's circumstances.
- Future period costs that are expected and can be planned for.
- Intangible costs that may be difficult to quantify. These costs are often omitted if quantification would contribute little to the decision-making process.

There must be careful documentation of all known constraints and assumptions that were made in developing the costs and the benefits. Unrealistic or unrecognized assumptions are often the cause of unrealistic benefits. The go or no-go decision to continue with a project could very well rest on the validity of the assumptions.

## 14.7 STRATEGIC SELECTION OF PROJECTS

From Figure 14–2, the third step in the project selection process is the strategic selection of projects, which includes the determination of a strategic fit and prioritization. It is at this point where senior management's involvement is critical because of the impact that the projects can have on the strategic plan.

Strategic planning and the strategic selection of projects are similar in that both deal with the future profits and growth of the organization. Without a continuous stream of new products or services, the company's strategic planning options may be limited. Today, advances in technology and growing competitive pressure are forcing companies to develop new and innovative products while the life cycle of existing products appears to be decreasing at an alarming rate. Yet, at the same time, executives may keep research groups in a vacuum and fail to take advantage of the potential profit contribution of R&D strategic planning and project selection.

There are three primary reasons that corporations work on internal projects:

1. To produce new products or services for profitable growth
2. To produce profitable improvements to existing products and services (i.e., cost reduction efforts)
3. To produce scientific knowledge that assists in identifying new opportunities or in "fighting fires"

Successful project selection is targeted, but targeting requires a good information system, and this, unfortunately, is the weakest link in most companies. Information systems are needed for optimum targeting efforts, and this includes assessing customer and market needs, economic evaluation, and project selection.

Assessing customer and market needs involves opportunity-seeking and commercial intelligence functions. Most companies delegate these responsibilities to the marketing group, and this may result in a detrimental effort because marketing groups appear to be overwhelmed with today's products and near-term profitability. They simply do not have the time or resources to adequately analyze other activities that have long-term implications. Also, marketing groups may not have technically trained personnel who can communicate effectively with the R&D groups of the customers and suppliers.

Most organizations have established project selection criteria, which may be subjective, objective, quantitative, qualitative, or simply a seat-of-the-pants guess. The selection criteria are most often based on suitability criteria, such as:

- Similar in technology
- Similar marketing methods used
- Similar distribution channels used
- Can be sold by current sales force
- Will be purchased by the same customers as current products
- Fits the company philosophy or image
- Uses existing know-how or expertise
- Fits current production facilities
- Both research and marketing personnel enthusiastic
- Fits the company long-range plan
- Fits current profit goals

In any event, there should be a valid reason for selecting the project. Executives responsible for selection and prioritization often seek input from other executives and



managers before moving forward. One way to seek input in a quick and reasonable manner is to transform the suitability criteria shown above into rating models. Typical rating models are shown in Figures 14–7, 14–8, and 14–9. These models can be used for both strategic selection and prioritization.

Prioritization is a difficult process. Factors such as cash flow, near-term profitability, and stakeholder expectations must be considered. Also considered are a host of environmental forces, such as consumer needs, competitive behavior, existing or forecasted technology, and government policy.

Projects	Criteria				Total Weighted Score
	Profitability	Patentability	Marketability	Produceability	
	4	3	2	1	
Criterion Weights					
Projects	Criterion Scores*				Total Weighted Score
Project D	10	6	4	3	69
Project E	5	10	10	5	75
Project F	3	7	10	10	63

**Total Weighted Score =  $\Sigma$  (Criterion Score  $\times$  Criterion Weight)**  
 \* Scale: 10=Excellent; 1=Unacceptable


**Figure 14–7.** Scoring model.

Source: W. Souder, *Project Selection and Economic Appraisal* (New York: Van Nostrand Reinhold, 1984), pp. 66–69.

Projects	Profitability			Marketability			Success Likelihood			Total Score
	3	2	1	3	2	1	3	2	1	
Project A	✓				✓			✓		7
Project B		✓		✓					✓	6
Project C			✓			✓			✓	3

**Figure 14–8.** Checklist for three projects.

Source: W. Souder, *Project Selection and Economic Appraisal* (New York: Van Nostrand Reinhold, 1984), pp. 66–69.



**Figure 14–9.** Scaling model for one project, project A.  
 Source: W. Souder, *Project Selection and Economic Appraisal* (New York: Van Nostrand Reinhold, 1984), pp. 66–69.

Being highly conservative during project selection and prioritization could be a road map to disaster. Companies with highly sophisticated industrial products must pursue an aggressive approach to project selection or risk obsolescence. This also mandates the support of a strong technical base.

## 14.8 STRATEGIC TIMING

Many organizations make the fatal mistake of taking on too many projects without regard for the limited availability of resources. As a result, highly skilled labor is assigned to more than one project, creating schedule slippages, lower productivity, less than anticipated profits, and never-ending project conflicts.

The selection and prioritization of projects must be made based on the availability of qualified resources. Planning models are available to help with the strategic timing of resources. These models are often referred to as *aggregate planning models*.

Another issue with strategic timing is the determination of which projects require the best resources. Some companies use a risk–reward cube, where the resources are assigned based on the relationship between risk and reward. The problem with this approach is that the time required to achieve the benefits (i.e., payback period) is not considered.

Aggregate planning models allow an organization to identify the overcommitment of resources. This could mean that high-priority projects may need to be shifted in time or possibly be eliminated from the queue because of the unavailability of qualified resources. It is a pity that companies also waste time considering projects for which they know that the organization lacks the appropriate talent.

Another key component of timing is the organization’s tolerance level for risk. Here the focus is on the risk level of the portfolio rather than the risk level of an individual project. Decision makers who understand risk management can then assign resources effectively such that the portfolio risk is mitigated or avoided.

### 14.9 ANALYZING THE PORTFOLIO

Companies that are project-driven organizations must be careful about the type and quantity of projects they work on because of the resources available. Because of critical timing, it is not always possible to hire new employees and have them trained in time or to hire subcontractors who may possess questionable skills.

Figure 14–10 shows a typical project portfolio, which was adapted from the life-cycle portfolio model commonly used for strategic planning activities. Each circle represents a project. The location of each circle represents the quality of resources and the life-cycle phase that the project is in. The size of the circle represents the magnitude of the benefits relative to other projects, and the pie wedge represents the percentage of the project completed thus far.

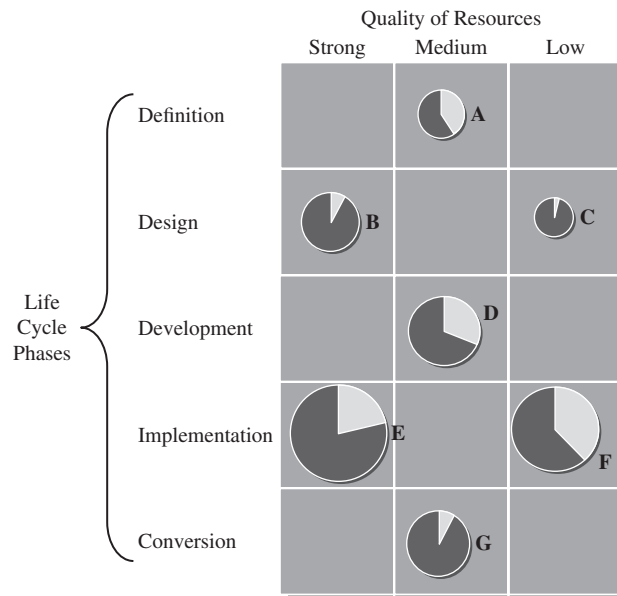


Figure 14–10. Typical project portfolio.

In Figure 14–10, project A has relatively low benefits and uses medium-quality resources. Project A is in the definition phase. However, when project A moves into the design phase, the quality of resources may change to low quality or strong quality. Therefore, this type of chart has to be updated frequently.

Figures 14–11, 14–12, and 14–13 show three types of portfolios. Figure 14–11 represents a high-risk project portfolio where strong resources are required on each project. This may be representative of project-driven organizations that have been awarded large, highly profitable projects. This could also be a company in the computer field that

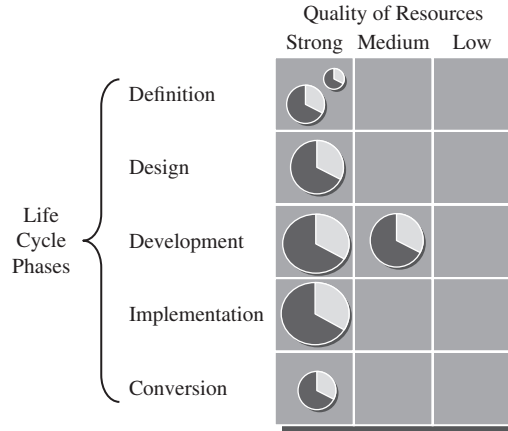


Figure 14–11. High-risk portfolio.

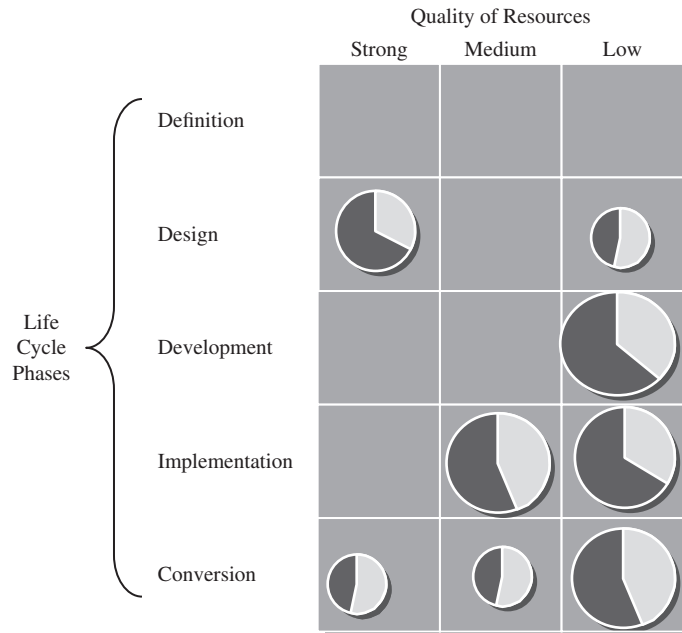
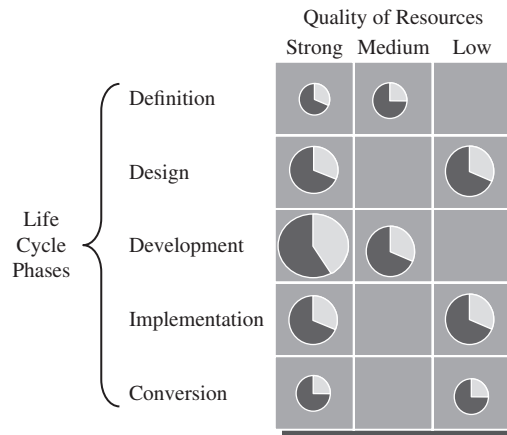


Figure 14–12. Profit portfolio.



**Figure 14–13.** Balanced portfolio.

competes in an industry that has short product life cycles and where product obsolescence occurs six months downstream.

Figure 14–12 represents a conservative, profit portfolio where an organization works on low-risk projects that require low-quality resources. This could be representative of a project portfolio selection process in a service organization or even a manufacturing firm that has projects designed mostly for product enhancement.

Figure 14–13 shows a balanced portfolio with projects in each life-cycle phase and where all levels of resources are being utilized, usually quite effectively. A very delicate juggling act is required to maintain this balance.

## 14.10 PROBLEMS WITH MEETING EXPECTATIONS

Why is it that, more often than not, the final results of either a project or an entire portfolio do not meet senior management's expectations? This problem plagues many corporations, and the blame is ultimately (and often erroneously) rationalized as poor project management practices. As an example, a company approved a portfolio of 20 R&D projects for 2001. Each project was selected on its ability to be launched as a successful new product. The approvals were made following the completion of feasibility studies. Budgets and timetables were then established such that the cash flows from the launch of the new products would support the dividends and the cash needed for ongoing operations.

Full-time project managers were assigned to each of the 20 projects and began with the development of detailed schedules and project plans. For eight of the projects, it quickly became apparent that the financial and scheduling constraints imposed by senior management were unrealistic. The project managers on these eight projects decided not to inform senior management of the potential problems but to wait to see if contingency plans could be established. Hearing no bad news, senior management was left with the impression that all launch dates were realistic and would go as planned.

TABLE 14–2. COST/HOUR ESTIMATES

Estimating Method	Generic Type	Work Breakdown Structure Relationship	Accuracy	Time to Prepare
Parametric	Rough order of magnitude	Top down	25% to +75%	Days
Analogy	Budget	Top down	–10% to +25%	Weeks
Engineering (grassroots)	Definitive	Bottom up	–5% to +10%	Months

The eight trouble-plagued projects were having a difficult time. After exhausting all options and failing to see a miracle occur, the project managers reluctantly informed senior management that their expectations would not be met. This occurred so late in the project life cycle that senior management became quite irate and several employees had their employment terminated, including some of the project sponsors.

Several lessons can be learned from this situation. First, unrealistic expectations occur when financial analysis is performed from “soft” data rather than “hard” data. In Table 14–1 we showed the differences between a feasibility study and a cost–benefit analysis. Generally speaking, feasibility studies are based on soft data.

Therefore, critical financial decisions based on feasibility study results may have significant errors. This can also be seen from Table 14–2, which illustrates the accuracy of typical estimates. Feasibility studies use top-down estimates that can contain significant error margins.

Benefit-to-cost analyses should be conducted from detailed project plans using more definitive estimates. Cost–benefit analysis results should be used to validate that the financial targets established by senior management are realistic.

Even with the best project plans and comprehensive benefit-to-cost analyses, scope changes will occur. Periodic reestimations of expectations must be performed on a timely basis. One way of doing this is by using the rolling wave concept shown in Figure 14–14. The rolling wave concept implies that as you get farther along in the project, more knowledge is gained, which then allows more detailed planning and estimating. The latter then provides additional information from which we can validate the original expectations.

Continuous reevaluation of expectations is critical. At the beginning of a project, it is impossible to ensure that the benefits expected by senior management will be realized

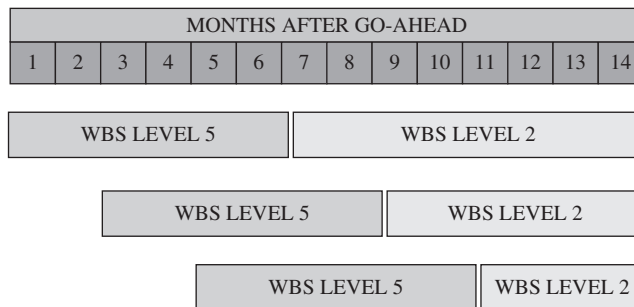


Figure 14–14. Rolling wave concept.

Note: WBS = work breakdown structure

at project completion. The length of the project is a critical factor. Based on project length, scope changes may result in project redirection. The culprit is most often changing economic conditions, resulting in invalid original assumptions. Also, senior management must be made aware of events that can alter expectations. This information must be made known quickly. Senior management must be willing to hear bad news and have the courage to possibly cancel a project.

Since changes can alter expectations, project portfolio management must be integrated with the project's change management process. According to Mark Forman, the associate director for IT and e-government in the Office of Management and Budget:

Many agencies fail to transform their process for IT management using the portfolio management process because they don't have change management in place before starting. IT will not solve management problems—re-engineering processes will. Agencies have to train their people to address the cultural issues. They need to ask if their process is a simple process. A change management plan is needed. This is where senior management vision and direction is sorely needed in agencies.<sup>8</sup>

Although the comments here are from government IT agencies, the problem is still of paramount importance in nongovernmental organizations and across all industries.

## 14.11 PORTFOLIO MANAGEMENT AT ROCKWELL AUTOMATION

---

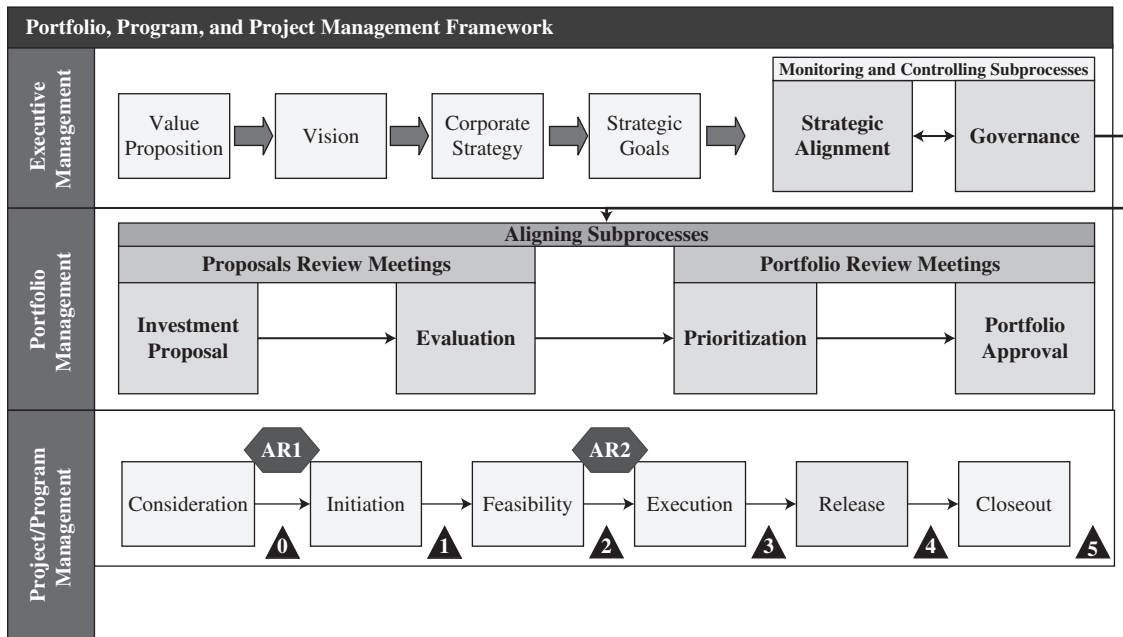
Rockwell Automation has deployed a portfolio management process in their Architecture and Software Group. The goals and purpose of the process are to link investments to our business strategy, maximize the value of the portfolio, achieve a desired balance (mix) of projects, and focus the organization's efforts. The Portfolio Management process puts strategic focus on how we manage our investment dollars by becoming an integral part of our planning process. It is about people reaching consensus using trusted data, and a common decision making framework. The Portfolio Management Process links to related processes, such as Idea Management, Strategy Development, Program and Project Management, and our recently deployed Common Product Development Process. (See Figure 14–15.)

Investment proposals are qualified through a common concept scorecard, which is a dynamic spreadsheet that quantifies and scores the attractiveness of a concept through an investment proposal, and if approved is utilized to quantify a project in the stage-gate process, which includes funding events. The data build for decision making starts with less early and builds to more later as the accuracy and certainty of estimates improve. The sum of all nonfunded (proposals) and funded (projects) are managed through the Ranked Ordered Concept List, which is fed from the concept scorecard. (See Figure 14–16.)

---

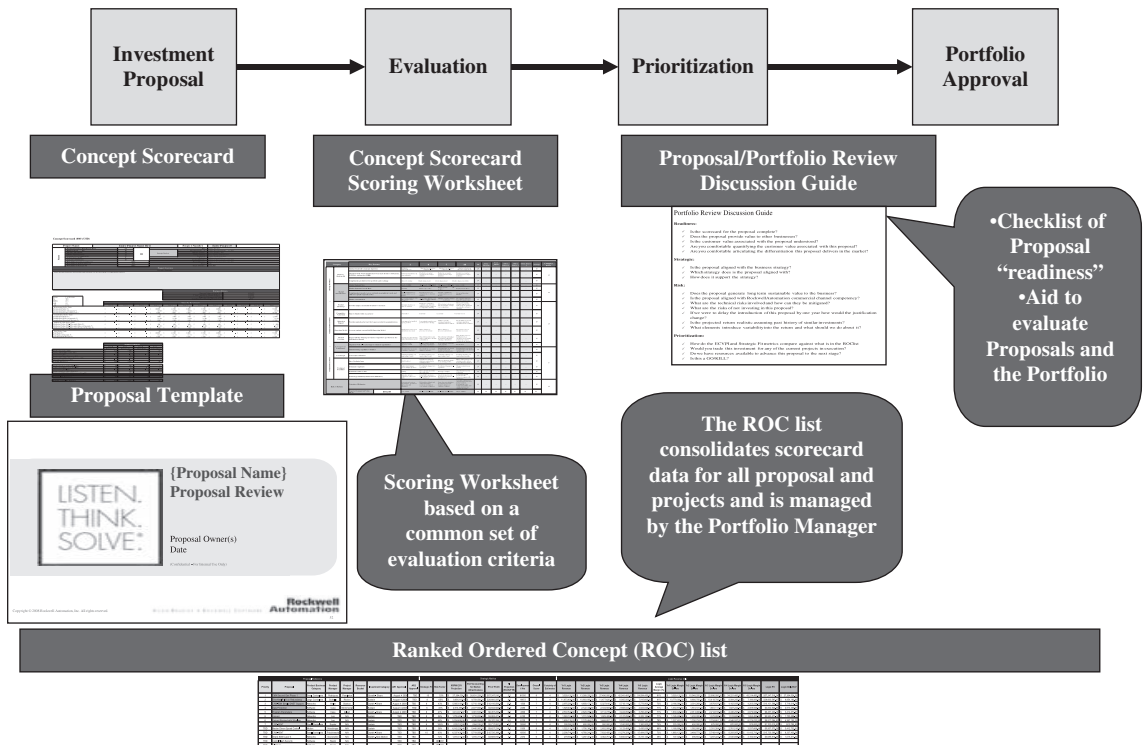
8. Stouffer and Rachlin, "A Summary of First Practices and Lessons Learned in Information Technology Portfolio Management," p. 1.

Section 14.11 on Rockwell Automation was provided by James C. Brown, PgMP, PMP, OPM3 AC, MPM, CIPM, CSP, CSSMBB, Director, A&S Enterprise Program Management Office; Karen Wojala, Manager, Business Planning; and Matt Stibora, Lean Enterprise Manager.



**Figure 14–15.** Portfolio management and a common product development stage-gate process.

Note: AR1 and AR2 are appropriation requests at various stage-gate milestones.



**Figure 14–16.** Project management process and common template overview.



## 14.12 WWF—WORLD WIDE FUND FOR NATURE (ALSO KNOWN AS WORLD WILDLIFE FUND)

---

### Portfolio Management: Measuring Short- and Long-Term Results in WWF

WWF is one of the world's largest conservation organizations and is based on a network of country offices delivering a common Global Program Framework (GPF), an ambitious portfolio of biodiversity and footprint priorities to focus the WWF network's efforts until 2020. WWF is implementing a suite of global priority programs focusing on priority geographic areas (ecoregions), flagship species, ecological footprint<sup>9</sup> and drivers<sup>10</sup> in order to deliver on the GPF goals.

WWF acts as a secretariat to coordinate the network and provide central management services and to set standards and best practices. Like all organizations, WWF needs to monitor its portfolio performance to maximize value for money, to manage risks, and to identify and share best practices.

However, as a nonprofit organization working in a very complex and ever-changing environment, WWF faces a number of unique challenges to portfolio management, in particular:

- A strongly decentralized organizational structure with independent management and approval systems, locally specific priorities, and nonstandard sets of performance measures
- Limited global financial and human resources, and hence a compelling need to prioritize programs that will maximize collective impact
- Continually evolving global context, heavily influenced by global economic and geopolitical trends
- Significant delays between intervention and measurable impact, and difficult attribution.

To address these challenges, WWF has developed a global portfolio monitoring and management system that empowers local management while informing global decision making; that demonstrates short, medium, and long-term results; that detects emerging trends and opportunities; and that enables the most conservation-efficient allocation of resources.

The WWF portfolio management system, rolled out from July 2013, therefore provides programs with the information they need for adaptive management, allows governance bodies to explore progress within and between programs, and allows aggregation at a global level of enough data for meaningful analyses of overall delivery of the GPF and conservation impacts and trends.

---

Any reproduction in full or in part of this article must mention the title and credit WWF as the copyright owner. Text 2013 © WWF-World Wide Fund for Nature (also known as World Wildlife Fund). All rights reserved. Section 14.12 material was written by Peter J. Stephenson, Ph.D., formerly Director, and William Reidhead, MSc, formerly Advisor, Design and Impact, Conservation Strategy and Performance Unit, WWF.

9. The term *ecological footprint* refers to the cropland, grazing land, forest and fishing grounds required to produce the food, fiber and timber consumed in a country, to absorb the wastes emitted in generating the energy it uses, and to provide space for its infrastructure.

10. A *driver* is defined as a social, economic, or political factor that leads to a direct impact on the environment through a change in either the state of biodiversity and/or the ecological footprint.

The portfolio management system includes three pillars:

a. Assessing program performance

WWF recognizes that few measurable conservation results are observable in the short-term, and in many cases programs will require 5 years or more to demonstrate change. Consequently, conservation programs place substantial emphasis on articulating and testing their theories of change, that is, the program's logic for how short-term interventions will roll up, over time, to increasingly large-scale outcomes and impacts. A well-articulated theory of change will specify planned intermediate results as the basis for short-term work planning and the unit for regular program management. The first pillar of the WWF portfolio management system requires each program to self-assess annually, on a continuous scale of 1 to 7, its progress toward its annual planned intermediate results. To improve the objectivity of this process, each program is subject to independent peer review. An overall "conservation achievement KPI" is thus generated for each of WWF's priority programs; this KPI can be used at the portfolio level as a snapshot of performance and as an early warning system of underperforming programs or programs requiring additional support from the WWF network.

b. Measuring outcomes and impacts

The second pillar of the portfolio management system requires the organization to look beyond programs' short-term performance toward selected outcomes and impacts.

*Outcomes* are usually related to reducing threats to biodiversity and will be defined by a program's stated objectives. Outcome monitoring will answer questions such as: Were new protected areas established and effectively managed? Were fisheries catches improved and bycatch reduced? Were key policy changes agreed and implemented?

*Impact* is a measure of how well a program is delivering on its ultimate stated goals related directly to the biodiversity it is trying to conserve or the ecological footprint it is trying to reduce. It will answer questions such as: Did tiger numbers increase? Did forest cover in the Amazon remain stable? Did a cod fishery recover? Has energy consumption decreased? Are local communities better off as a result of the program?

The WWF Network agreed on a set of 20 "common indicators" intended to provide a picture of the results programs are attaining against a common set of comparable measures. The common indicators are articulated around state (habitat cover and connectivity; flagship species populations; ocean health;), pressures (habitat loss and degradation; river fragmentation; species offtake and over-exploitation, CO<sub>2</sub> [carbon dioxide] emissions), responses (protected areas size and management effectiveness; sustainable production of commodities; and wildlife trade and social impact (community-based natural resource governance). Similar indicators from similar programs can be clustered where appropriate to allow a global analysis of use to governance bodies in portfolio management. Since the same indicators are used by many governments and NGOs (e.g., for monitoring contributions to multilateral environmental agreements), data can be accessed and shared more easily through global data sets.

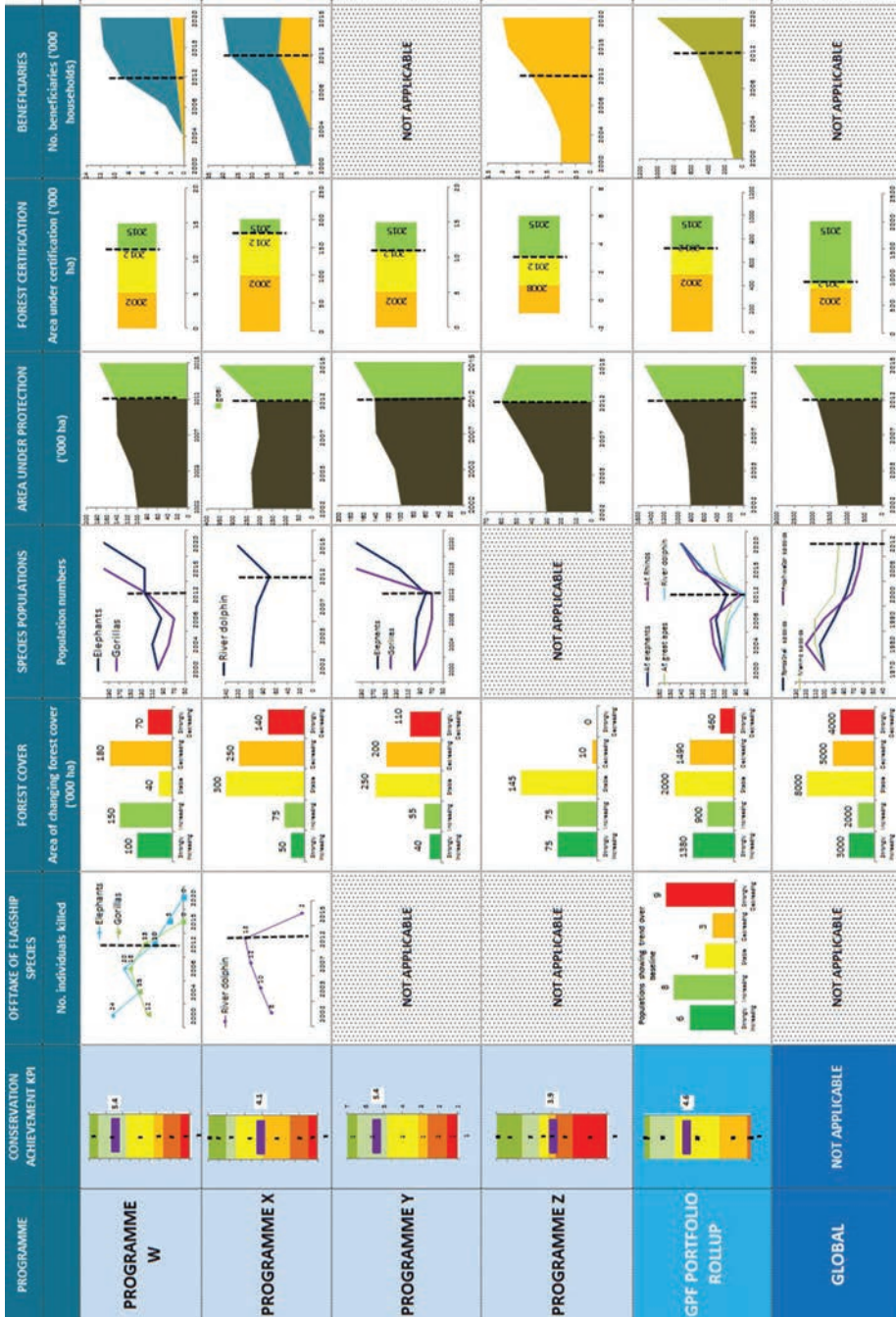


Figure 14–17. Sample consolidated dashboard for WWF forest programs (all data hypothetical)

c. Portfolio dashboards

The first and second pillars of the portfolio management system systematically provide program-level data on short-term performance (the conservation achievement KPI) and medium and long-term performance (the common outcome and impact indicators). These data can be presented together in a dashboard to provide a holistic view of how each program is performing, independent of any other. The data are presented in the context of program goals to provide a relative measure of progress in delivering outcome and impacts. The dashboards comprise the core of WWF's annual Global Conservation Program Report and are accompanied by a narrative to put the results in the context of program actions and theories of change.

By using common short- and longer-term measures, the system also permits these data to be viewed across the WWF portfolio, allowing the comparison of performance across programs, and permitting the aggregate rollup of data to measure how WWF is performing as an organization against the global goals it set for itself in the Global Program Framework. Figure 14–17 provides a mock-up of how data are aggregated and used at the portfolio level. (For real-life examples, see <https://goo.gl/REEQIL>.)

The portfolio dashboard serves as a central management tool for use by a number of different audiences, including program management teams and governance bodies, WWF network oversight and governance bodies, as well as donors and other stakeholders. Key questions answered by the portfolio management system include:

- Are WWF programs meeting their goals and objectives and having an impact on the state of biodiversity?
- Which are the programs where WWF's investment is having the greatest/least impact toward the goals of the Global Program Framework?
- What are common technical and operational factors that are influencing programs' performance?
- What are the best practices and lessons learned within and between programs?
- What is the WWF network's contribution to conservation globally? What can be attributed to WWF's work?
- What are emerging trends, challenges, and opportunities for conservation globally?

It is important to note that the effectiveness of the portfolio management system is closely linked to the quality of strategic plans and monitoring being practiced in each program. As a result, WWF programs are strongly encouraged, and supported, in following best practices in planning, monitoring, and evaluation,<sup>11</sup> in setting aside resources for data collection and analysis, and mainstreaming the resultant information into program-level management decision making and learning.

---

11. WWF follows the "WWF Standards for Conservation Project and Programme Management" based on the "Open Standards for the Practice of Conservation," a set of best practices developed and promoted by the Conservation Measures Partnership ([www.conservationmeasures.org](http://www.conservationmeasures.org)).



## Global Project Management Excellence

### 15.0 INTRODUCTION

---

In the previous chapters, we discussed excellence in project management (PM) the use of PM methodologies, and the hexagon of excellence. Many companies previously described in the book have excelled in all of these areas. In this chapter, we focus on seven companies, namely IBM, Citigroup, Microsoft, Deloitte, Comau, Fluor, and Siemens, all of which have achieved specialized practices and characteristics related to in-depth globalized PM:

- They are multinational.
- They sell business solutions to their customers rather than just products or services.
- They recognize that, in order to be a successful solution provider, they must excel in PM rather than just being good at it.
- They recognize that they must excel in all areas of PM rather than just one area.
- They recognize that a global PM approach must focus more on a framework, templates, checklists, forms, and guidelines, rather than rigid policies and procedures, and that the approach can be used equally well in all countries and for all clients.
- They recognize the importance of knowledge management, lessons learned, capturing best practices, and continuous improvement.
- They understand the necessity of having PM tools to support their PM approach.
- They understand that, without continuous improvement in PM, they could lose clients and market share.
- They maintain a PM office or center of excellence (CoE).
- They perform strategic planning for PM.
- They regard PM as a strategic competency.

These characteristics can and do apply to all of the companies discussed previously, but they are of the highest importance to multinational companies.

## 15.1 IBM

---

### Overview

It has been well publicized over the past number of years that IBM is undergoing one of its most complex and significant transformations since its foundation in 1911.

In addition to being one of the world's largest information technology (IT) and consulting services company, IBM is a global business and technology leader, innovating in research and development to shape the future of society at large.

Today, IBM sees itself as much more than an information technology company.

In April 2016, IBM's chairman, president, and chief executive officer, Ginni Rometty, described the dawn of a new era, shaped by cognitive computing and cloud platforms. She described how the IT industry is fundamentally reordering at an unprecedented pace. In response, IBM is becoming much more than a "hardware, software, services" company. We are emerging as an AI solutions and cloud platform company.

Fundamental to the success of this transformation is the skills and abilities of its workforce. Each and every one of us are being challenged to make ourselves relevant to the marketplace of tomorrow. We are all encouraged to undertake at least 40 hours of training each year (Think 40), the majority of which is targeted towards emerging technologies and industry specific expertise.

We are encouraged to have a point of view, be both socially and professionally eminent and be comfortable in a customer facing situation. We are provided with the tools and techniques to enable this objective, including new ways of learning such as video, gaming and interactive eLearning techniques to enable this objective. New phrases are creeping into the everyday vocabulary of our teams, phrases such as how can we "be more agile," "take more (calculated) risks," "collaborate better and quicker"?

IBM's PM Centre of Excellence (PMCOE) is no exception to this transformation. 2017 is the twentieth anniversary of the Centre of Excellence, which clearly shows IBM's ongoing commitment to Project Management as a key profession within the corporation.

At the heart of our mission is the ongoing requirement to continue enabling and supporting our Project Management Community with industry-leading processes, methods, and tools. However, we are continuing to evolve and challenge ourselves to ensure we meet the demands of our customers, given the continuously and rapidly changing environment we all operate in today.

### Complexity

When you step back and look at the scale and diversity of the tens of thousands of concurrent projects being managed by our community, it can be truly staggering. We are not only asking our project

managers to manage across the traditional boundaries of time, budget, and resourcing, but we now need to understand and be able to clearly articulate;

- Emerging technologies (e.g., cognitive, Internet of Things, cloud etc.)
- Traditional versus hybrid enterprises (on-premise, off-premise, virtual, etc.)
- Industry-specific solutions (e.g., energy, automotive, public, etc.)
- Platform-specific solutions (e.g., as service offerings)
- Client-specific solutions (e.g., customized solutions, integration across multiple diverse legacy environments, etc.)

The majority of our teams as well as our clients' teams are invariably global in nature, requiring all of us to become experts in cultural, geopolitical, and sometimes religious differences.

In the following sections, we outline how the PMCOE empowers our PM community. Later on, we discuss future trends and opportunities.

### **IBM's Project Management System**

Successful implementation of projects and programs requires a management system that addresses all aspects of planning, controlling, and integrating with business and technical processes.

IBM's structured PM system addresses delivery challenges to reliably deliver business commitments to its clients.

- Risks are clearly defined and managed more effectively because the project is properly defined, within the client's business environment.
- Productivity is increased by a clear definition of roles, responsibilities and deliverables resulting in faster start-up through the use of knowledge management, less rework, and more productive time in the project.
- Communication is easier and clearer because project teams (client and IBM) form more quickly and use common terminology.
- Client visibility to the project plans, schedule, and actual performance against the project objectives is enhanced, helping to increase client satisfaction.
- Client desired outcomes are aligned to project deliverables.

IBM's comprehensive PM system has three dimensions: coverage, depth, and scope applicable to projects and programs (see Figure 15–1).

The first dimension is *scope*. IBM has developed the enablers and professionals needed to manage the delivery of projects and programs of all sizes and complexity. These enablers include: a full-scope PM method, a PM Tools Suite, PM management systems, and a staff of PM professionals that are trained and experienced in these enablers. The enablers are integrated so that they complement and support each other.

The second dimension, *coverage*, ensures the enablers (method, tool suites, and processes) are comprehensive and scalable to appropriately serve the requirements of the enterprise's management team, from projects to programs and portfolios. IBM's PM professionals also have a range of skills and experience from project manager to executives.

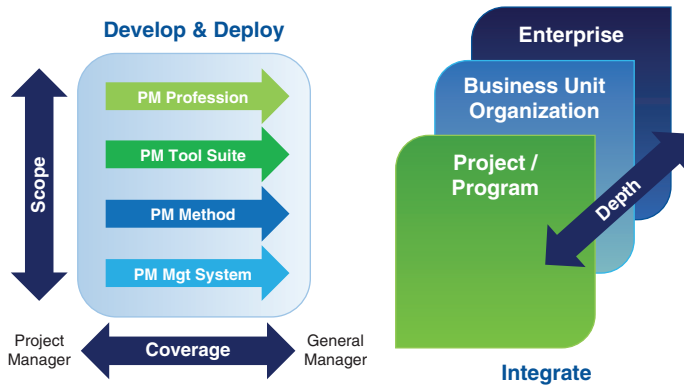


Figure 15-1. The three dimensions of IBM's project management system.

The third dimension is *depth*. Depth addresses the integration of project/program management disciplines and data with the management systems of the enterprise at all levels.

In summary, IBM's PM approach involves building PM deliverables that have the full scope of items needed to implement and control the delivery of a project or program, have the coverage to be applicable from the top to the bottom of the organization, and have the depth to be integrated into the very essence of the enterprise.

IBM's structured approach to managing projects and programs includes understanding and adapting to meet our clients' needs and environment. A PM system is the core of this structured approach.

**IBM's Project Management Methodology**

To provide its project teams with consistent methods for implementing PM globally, IBM developed the Worldwide Project Management Method (WWPMM), which establishes and provides guidance on the best PM practices for defining, planning, delivering, and controlling a wide variety of projects and programs. (See Figure 15-2.)

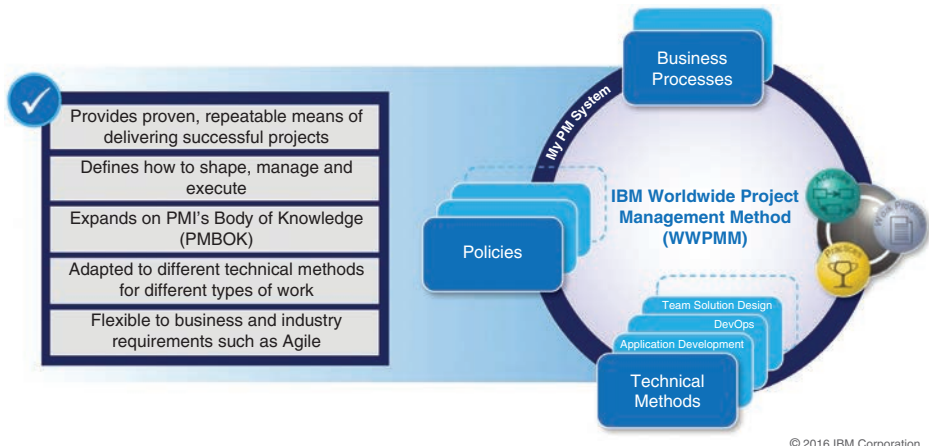


Figure 15-2. Customized project management system.



The goal of IBM's PM method is to provide proven, repeatable means of delivering solutions that ultimately result in successful projects/programs and satisfied clients.

WWPMM is an implementation of the Project Management Institute's (PMI's) *Project Management Body of Knowledge (PMBOK® Guide)*\* for the IBM environment. WWPMM extends PMI's *PMBOK® Guide* processes in depth and in breadth and specifies PM work products content.

WWPMM has positioned agile for the PM community since 2008, and WWPMM has been updated through the years to provide more support for projects using agile principles and techniques. WWPMM (agile) is published as a separate PM method and includes additional guidance in support of agile and work products that align with agile techniques. The approach taken was to use agile in generic terms and not select a specific agile technique (such as Scrum, Kanban, XP).

WWPMM describes the way projects and programs are managed in IBM. They are documented as a collection of plans and procedures that direct all PM activity and records that provide evidence of their implementation. In order to be generic and applicable across IBM, the PM method does not describe life-cycle phases but rather PM activity groups that can be used repeatedly across any life cycle. This allows the flexibility for the method to be used with any number of technical approaches and life cycles.

WWPMM consists of a number of interrelated components:

- *PM Practices* group the tasks, work products, and guidance needed to support a particular area of knowledge
- *PM Activities* arrange the tasks defined in the PM practices into a series of executable steps designed to meet a particular PM goal or in response to a particular PM situation.
- *PM Work Products* are the verifiable outcomes produced and used to manage a project.

WWPMM includes a set of templates or tool mentors for plans, procedures, and records that may be quickly and easily tailored to meet the needs of each individual project.

According to Laura Franch, IBM's WWPMM leader:

The continuous integration of IBM's project management methodology with other IBM initiatives, enhancements from lessons learned and alignment with external standards are necessary to ensure WWPMM will lead to worldwide excellence in the practice of project management.

IBM uses WWPMM to estimate, plan, and manage application development projects. The key activities involved with this process include:

- Defining, planning, and estimating each aspect of the project
- Organizing, controlling, and managing multiple types of projects (stand-alone, cross-functional, and matrix-based)

---

\* PMBOK is a registered mark of the Project Management Institute, Inc

- Delivering projects in a common fashion across all platforms
- Capturing, tracking, and reporting performance-based information
- Managing exceptions including risks, issues, changes, and dependencies
- Ensuring project benefits are being realized
- Communicating, on an ongoing basis, with constituencies that are involved in the project, and reporting status and issues to the client's executive management
- Analyzing the project after implementation to verify that standard processes have been followed and to identify process improvement activities for future projects

These key activities are supported by tools and techniques for project planning, work plan generation, estimating costs and schedules, time tracking, and status reporting.

Keeping with the need to be flexible, the PM system templates and work products can be tailored to meet geography, business line, or client-specific requirements while still maintaining our commitment for "one common project management method." The WWPM is available for licensing to IBM clients for their use and for further benefit beyond the scope and scale of a specific project.

The OnDemand Process Asset Library (OPAL) represents an implementation of the WWPM that supports industry standards, such as the Software Engineering Institute's (SEI's) Capability Maturity Model Integration (CMMI).

### IBM's Enterprise Project Management Office

As part of its project-based mission, the IBM PMCOE focuses on the understanding and implementation of project management offices (PMOs). Enterprise PMOs are instrumental to an organization's ability to define, control and deliver more predictable project results.

IBM's Enterprise PMOs enable continual alignment with the organization's strategy, support standardized PM, and focus on talent management. (See Figure 15–3.)

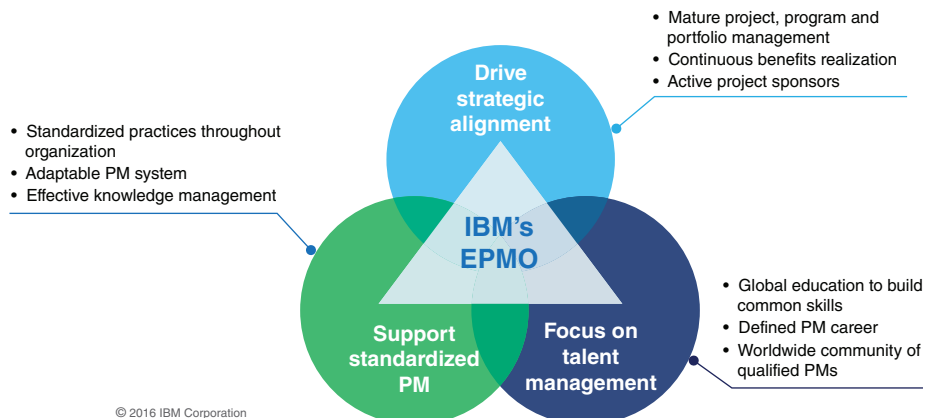


Figure 15–3. IBM's Enterprise Project Management Office.



**Figure 15–4.** Project Office capabilities design and implementation.

IBM’s Enterprise PMO addresses the numerous challenges project teams face by focusing on six key success factors:

1. Ensuring all key stakeholders understand the *value of PM*
2. *Actively engaging sponsors/executives*, addressing their key issues, and generating the support required for the project/program
3. Ensuring *strategic alignment between business goals and projects executed* by enabling executive teams to make informed decisions and choose the right projects to achieve business value
4. Using *standardized PM practices* to support the enterprise strategy and provide the right level of control to reduce risk and ensure successful delivery.
5. Using *PM Best Practices, assets, and intellectual capital* enables organizations to reduce risk and deliver repeatable, high-value, and high-quality solutions.
6. Investing in *developing project managers’ talent* to achieve superior project performance and execution of strategic initiatives

The Enterprise PMO provides the governance, discipline, and resources to effectively manage a portfolio of projects within an organization.

IBM partners with clients to determine the Enterprise PMO suitable to deliver the intended business results and provides methods, processes, and practices for an effective design and implementation of project office capabilities. (See Figure 15–4.)

### IBM’s Business Processes

IBM’s basic business processes are seamlessly integrated with our methods. Three of these processes directly benefit many of the projects we manage: quality, knowledge management, and maturity assessment.

## Quality

IBM's PM method readily conforms to ISO Quality standards. This means that project managers using WWPMM do not have to spend extra time trying to establish a quality standard for their project as the quality standard is already built into a project's management system.

Within IBM Global Services, IBM's business practices require an independent quality assurance review of most projects performed by our worldwide Quality organization. Project reviews play an important role by identifying potential project issues before they cause problems thereby helping to keep projects on time and on budget. The IBM internal reviews and assessments are performed at various designated checkpoints throughout the project life cycle.

## Knowledge Management

IBM PM best practices, assets, and intellectual capital represent the combined expertise of tens of thousands of IBM project managers over decades of work and experience delivering projects and programs. Formal PMPM knowledge networks have been established that allow project managers to share expertise in a global environment.

IBM project managers also have access to project intellectual capital including reusable work products, such as architectures, designs, plans, and others. Project managers are encouraged to share their own knowledge and expertise by publishing project work products and experiences. Capturing the best practices and lessons learned on completed projects is fundamental to ensuring future project success.

## Maturity Assessment

IBM has developed a comprehensive tools and best practices, the Project Management Progress Maturity Guide (PMG), to assess its current PM capabilities and the PM services it provides its clients and improve them over time.

IBM PM Capability assessment is adapted from SEI's CMMI, IBM, and industry PM best practices. It measures the degree to which elements of a PM process or system are present, are integrated into the organization, and ultimately affect the organization's performance. The assessment is performed against 26 best practices through documentation and interviews to look for evidence of deployment, usage, coverage, and compliance. It provides:

- Current capability strengths, weaknesses, and a prioritized list of gaps
- Improvement action recommendations for high- and medium-priority gaps
- An overall maturity level rating for each best practice

For maximum value, an organization should determine a PM maturity baseline; effectively prioritize, plan and implement improvement opportunities; and then measure across time to verify consistent improvement in the organization's PM capabilities. By understanding the organization's strengths and weaknesses, actions can be identified for continuously improving PM and achieving business objectives.

As an organization's PM maturity improves, projects are delivered more efficiently, customer satisfaction improves, and stronger business results are achieved.

### **IBM's Project Management Skills Development Programs**

Enhancing the integration of the methods, business processes, and policies is the ongoing development of IBM's PM professionals through education and certification.

### **Education**

IBM's PM Curriculum is delivered globally and across all lines of business, helping to drive a consistent base of terminology and understanding across the company. Though they are clearly an important audience for the training, attendance is not limited just to project managers. Rather, the curriculum is there to meet the project manager training needs of all IBMers irrespective of what job role they perform. A range of delivery modes are utilized depending on the course content and intended audience. As well as the traditional classroom format, an increasing amount of instructor-led learning is delivered through online virtual classrooms. Extensive use of self-paced online learning provides easy access to curriculum content at a time and place of the learner's choosing. A Curriculum Steering Committee, composed of representatives from across IBM's lines of business, provides governance of the development of curriculum content. This ensures that the curriculum continues to meet the evolving needs of all parts of the business.

The PM Curriculum is arranged into four distinct sections.

The *Core Curriculum* addresses the fundamentals of PM. Employees with limited, or no, prior knowledge can use this section of the curriculum to gain a solid grounding in the disciplines of PM. Introductory courses lay the foundations and more specific courses build on these to develop capabilities in PM systems, contracting, finance, project leadership, and IBM's WWPM. A separate integrative course completes this section of the curriculum by drawing together the theoretical learning from the earlier courses and blending that with a focus on the practical application of that knowledge.

The *Enabling Education* section provides the opportunity to build on learning from the core curriculum and deepen PM skills in specific areas. This would include more in-depth training on topics such as leadership, training in the use of specific PM tools, and more situational topics such as working across cultural boundaries.

The *Program Management* section is focused on enhancing general business skills expected of more senior roles and on providing project-based tools and techniques needed to manage large programs with multiple projects and business objectives.

The *Understanding the Basics* section contains courses aimed at employees who support or work on project teams. Basic introductory courses on PM provides them with an understanding of how projects are run and key terms but does not seek to develop them into project managers.

As we have already noted, the PM Curriculum provides training to people in a wide range of job roles, not just project managers. Conversely it is also the case that the PM Curriculum does not set out to meet all the learning needs of IBM's project managers.

For example, project managers will also require a range of skills specific to their operational context (e.g., leadership, industry expertise, culture, etc.) and this will be drawn from IBM's broader learning provision.

## Certification

The PM profession is one of several IBM global professions established to ensure availability and quality of professional and technical skills within IBM. The PM Professional Development initiative includes worldwide leadership of IBM's PM profession, its qualification processes, IBM's relationship with PMI, and PM skills development through education and mentoring. These programs are targeted to cultivate project and program management expertise and to maintain standards of excellence within the profession. The bottom line is to develop practitioner competency.

What is the context of a profession within IBM? IBM professions are self-regulating communities of like-minded and skilled IBM professionals and managers who do similar work. Their members perform similar roles wherever they are in the organizations of IBM and irrespective of their current job title. Each profession develops and supports its own community including providing assistance with professional development, career development, and skills development. The IBM professions:

- Help IBM develop and maintain the critical skills needed for its business
- Ensure IBM clients are receiving consistent best practices and skills in the area of PM
- Assist employees in taking control of their career and professional development

All IBM jobs have been grouped into one of several different functional areas, called job families. A job family is a collection of jobs that share similar functions or skills (e.g., managing project risk, apply knowledge of release planning, etc.). If data is not available for a specific job, the responsibilities of the position are compared to the definition of the job family to determine the appropriate job family assignment.

Project managers and, for the most part, program managers fall into the PM job family. PM positions ensure customer requirements are satisfied through the formulation, development, implementation and delivery of solutions. PM professionals are responsible for the overall project plan, budget, work breakdown structure, schedule, deliverables, staffing requirements, managing project execution and risk, and applying PM processes and tools. Individuals are required to manage the efforts of IBM and customer employees as well as third-party vendors to ensure that an integrated solution is provided to meet the customer needs. The job role demands significant knowledge and skills in communication, negotiation, problem solving, and leadership. Specifically, PM professionals need to demonstrate skill in:

- Relationship management skills with their teams, customers, and suppliers
- Technology, industry, or business expertise
- Expertise in methodologies
- Sound business judgment

Guidance is provided to management on classifying, developing, and maintaining the vitality of IBM employees. In the context of the PM profession, vitality is defined as professionals meeting PM skill, knowledge, education, and experience requirements (qualification criteria) as defined by the profession, at or above their current level. Minimum qualification criteria are defined for each career milestone and used as an individual's business commitments or development objectives, in addition to business unit and individual performance targets.

Skilled project and program management professionals are able to progress along their career paths to positions with more and more responsibility. For those with the right blend of skills and expertise, it is possible to move into program management, project executive, and executive management positions. Growth and progression in the profession are measured by several factors:

- General business and technical knowledge required to be effective in the job role
- PM education and skills to effectively apply this knowledge
- Experience that leverages professional and business-related knowledge and skills on the job
- Contributions to the profession, known as giveback, through activities that enhance the quality and value of the profession to its stakeholders

IBM's project and program management profession has established an end-to-end process to "quality assure" progress through the PM career path. This process is called "qualification" and it achieves four goals:

1. Provides a worldwide mechanism that establishes a standard for maintaining and enhancing IBM's excellence in project and program management. This standard is based on demonstrated skills, expertise, and success relative to criteria that are unique to the profession
2. Ensures that consistent criteria are applied worldwide when evaluating candidates for each profession milestone
3. Maximizes customer and marketplace confidence in the consistent quality of IBM PM professionals through the use of sound PM disciplines (i.e., a broad range of project and program management processes, methodologies, tools and techniques applied by PM professionals in IBM)
4. Recognizes IBM professionals for their skills and experience

The IBM project and program management profession career path allows employees to grow from an entry level to an executive management position. Professionals enter the profession at different levels depending on their level of maturity in PM. Validation of a professional's skills and expertise is accomplished through the qualification process. The qualification process is composed of accreditation (at the lower, entry levels), certification (at the higher, experienced levels), recertification (to ensure profession currency), and/or level moves (moving to a higher certification milestone). (See Figure 15–5.)



**Figure 15-5.** IBM's Project and Program Management career growth path.

Accreditation is the entry level into the qualification process. It occurs when the profession's qualification process evaluates a PM professional for associate and advisory milestones.

Certification is the top tier of the qualification process and is intended for the more experienced project or program manager. It occurs when the profession's qualification process evaluates a PM professional for senior and executive project management milestones. These milestones require a more formal certification package to be completed by the project manager. The manager authorizes submission of the candidate's package to the Project Management Certification Board. The IBM Project Management Certification Board, comprised of profession experts, administers the authentication step in the certification process. The board verifies that the achievements documented and approved in the candidate's certification package are valid and authentic. Once the board validates that the milestones were achieved, the candidate becomes certified as a senior or executive PM.

Recertification evaluates IBM certified PM professionals for currency at senior and executive PM milestones. Recertification occurs on a three-year cycle and requires preparing a milestone package in which a project manager documents what he/she has done in PM, continuing education, and giveback since the previous validation cycle.

IBM continues to be committed to improving its PM capabilities by growing and supporting a robust, qualified PM profession and by providing quality PM education and training to its practitioners (see Figure 15-6).

Equally important to project manager development and certification is a refinement of the process by which project managers are assigned. Projects are assessed based on size, revenue implications, risk, customer significance, time urgency, market necessity,



Validation across levels provides the milestones that ensure practitioners are acquiring the **knowledge, skills, capability, and experience** that is required to provide client value at each level.

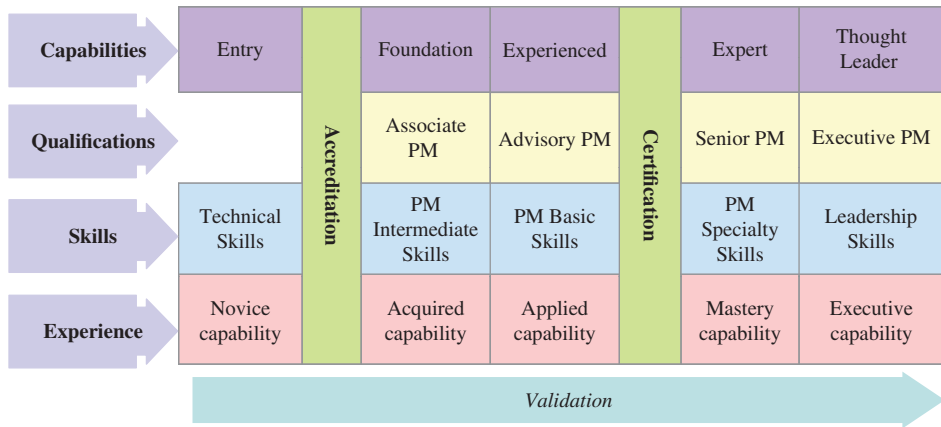


Figure 15-6. Career framework validation

and other characteristics; certified project managers are assigned to them based on required education and experience factors (see Figure 15-7).

Guidance is provided to management on classifying, developing, and maintaining the vitality of IBM employees. In the context of the PM profession, vitality is defined



Figure 15-7. The Refinement Process

as professionals meeting PM skill, knowledge, education, and experience requirements (qualification criteria) as defined by the profession, at or above their current level. Minimum qualification criteria are defined for each career milestone and used as individual's business commitments or development objectives, in addition to business unit and individual performance targets.

The PM CoE is chartered to increase Practitioner Competency in project and program management across IBM. This includes worldwide leadership of IBM's PM profession, its Managing Projects and Programs validation processes, and IBM's relationship with PMI, as well as project and program management skills development through education and mentoring. A global team works to cultivate this project and program management expertise and to maintain standards of excellence within the PM profession.

### **Digital Credentials for the IBM Project Management Profession**

IBM is one of the early adopters of the Open Badges initiative. For those not familiar with Open Badges, they are digital emblems that symbolize skills and achievements. A badge contains metadata with skills tags and accomplishments. It is easy to share in social media such as LinkedIn, Twitter, Facebook, and blogs. Badges help IBM to validate and verify achievements and are based on Mozilla's Open Badges standard.

IBM sees the Open Badge initiative as a means to:

- Differentiate IBM, increase our pool of talent, provide continuous engagement and progression
- Provide instant recognition by capturing a complete skills profile, from structured training to code building
- Provide IBM customers and best practices (BPs) with verified skills data on employees and potential hires

IBM sees benefits in this program for both the Badge Earner, clients, and the company itself. (See Figure 15–8.)

Within IBM, the PM profession has been one of the early adopters and has developed four badges (Figure 19–9) to recognize PM and program management skills and experience, based on the IBM PM career requirements. Each professional enters the PM profession at different capability levels depending on years of experience, skills, capabilities, and knowledge of PM. Qualification of a professional's skills, capabilities, and expertise is completed through the validation process.

In 2016, the PM profession recognized all employees who have achieved one of those levels in their IBM career.

PM badges were very well received with a 95 percent positive comments on the recognition and a strong uptake in claiming badges.

This initiative has further motivated project managers to continue their professional careers at IBM. In addition, managers of project managers, who with the support of the PM/CoE, can recognize employees expertise and the badging program is another mechanism motivate employees to increase their skills and experience by following the Project

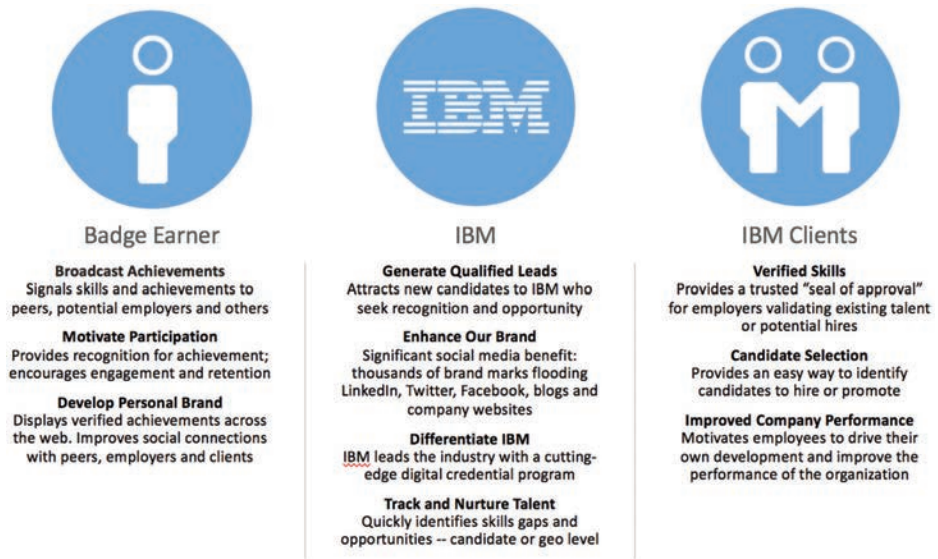


Figure 15–8. How IBM sees the Badge Earner, itself, and its clients.

**Knowledge Sharing**

The PM Knowledge Network (PMKN) supports IBM’s becoming a project-based enterprise by leveraging knowledge through sharing and reusing assets (intellectual capital). The PMKN repository supports the PMKN Community with a wide range of assets that include templates, examples, case studies, forms, white papers, and presentations on all aspects of PM. Practitioners may browse, download, or reuse any of the more than 2716 entries to aid their projects, their proposals, or their understanding.

According to Orla Stefanazzi, PMP®, Communications Manager, the IBM PM CoE has driven a strong sense of community for its global PM professionals; this is a best practice among IBM’s professions.

Within IBM, a community is defined as a collection of professionals who share a particular interest, work within a knowledge domain, and participate in activities that



Figure 15–9. IBM badges.

are mutually beneficial to building and sustaining performance capabilities. Our community focuses on its members and creating opportunities for members to find meaning in their work, increase their knowledge and mastery of a subject area, and feel a sense of membership—that they have resources for getting help, information, and support in their work lives. Knowledge sharing and intellectual capital reuse are an important part of what a community enables but not the only focus. Communities provide value to the business by reducing attrition, reducing the speed of closing sales, and by stimulating innovation.

Communities are part of the organizational fabric but not defined or constrained by organizational boundaries. In fact, communities create a channel for knowledge to cross boundaries created by workflow, geographies, and time and in so doing strengthen the social fabric of the organization. They provide the means to move local know-how to collective information, and to disperse collective information back to local know-how. Membership is totally based on interest in a subject matter and is voluntary. A community is NOT limited by a practice, a knowledge network, or any other organizational construct.

The PM Knowledge Network (PMKN) Community is sponsored by the IBM PM/COE. Membership is open to all IBM employees with a professional career path or an interest in PM. The PMKN is a self-sustaining community of practice with over 40,000 members who come together for the overall enhancement of the profession. Members share knowledge and create PM intellectual capital. The PMKN offers an environment to share experiences and network with fellow project managers. Members receive communications relevant to the PM profession to enable them to deliver successful projects and programs in areas such as:

- Information on weekly PMKN eSharenet sessions. These sessions provide the global PM community with informal one-hour education on a range of topics that are aligned to IBM's strategy (e.g., agile, benefits realization). These sessions are delivered by a range of internal and external speakers who are recognized subject matter experts in their field. The majority of these sessions enable IBM's global project managers to claim 1 personal development unit (PDU) as part of the PMI recertification requirements.
- Project Management Community news items.
- Focused communications to assist the global PM community in developing their skills and PM career.

The global PM community is encouraged to be “socially eminent” by utilizing the forums to post questions and engage on PM topics of interest, creating blogs to share information and insights with other project managers, and being active community members.

Upon entering the PM community, professional hires into IBM are often asked the question: “What is the biggest cultural difference you have found in IBM compared to the other companies in which you have worked?” The most common answer is that their peers are extremely helpful and are willing to share information, resources and help with job assignments. The culture of IBM lends itself graciously to mentoring. As giveback is a requirement for certification, acting as a mentor to candidates pursuing

certification not only meets a professional requirement but also contributes to the community.

To address communication requirements of the global PM community in IBM the primary channels include the PM/COE website and focused biweekly newsletters, as well as via the PMKN Community. Project management can even be added into a project manager's corporate Web profile. However, as the PM profession grows so do the requirements for projects targeted at specific communities. The PM CoE has developed the following subcommunities (referred to as communities of practice (CoPs)) to provide focused information:

- Project managers who are new to the profession
- Managers of project managers
- Local geography PM communities
- Social PM
- IBM Program Work Center
- PM Office
- PM Method
- PM Maturity
- Agile @IBM

But IBM's best practices are not just recognized within the company. Many have received recognition from industry sources. (See Figure 15–10.)

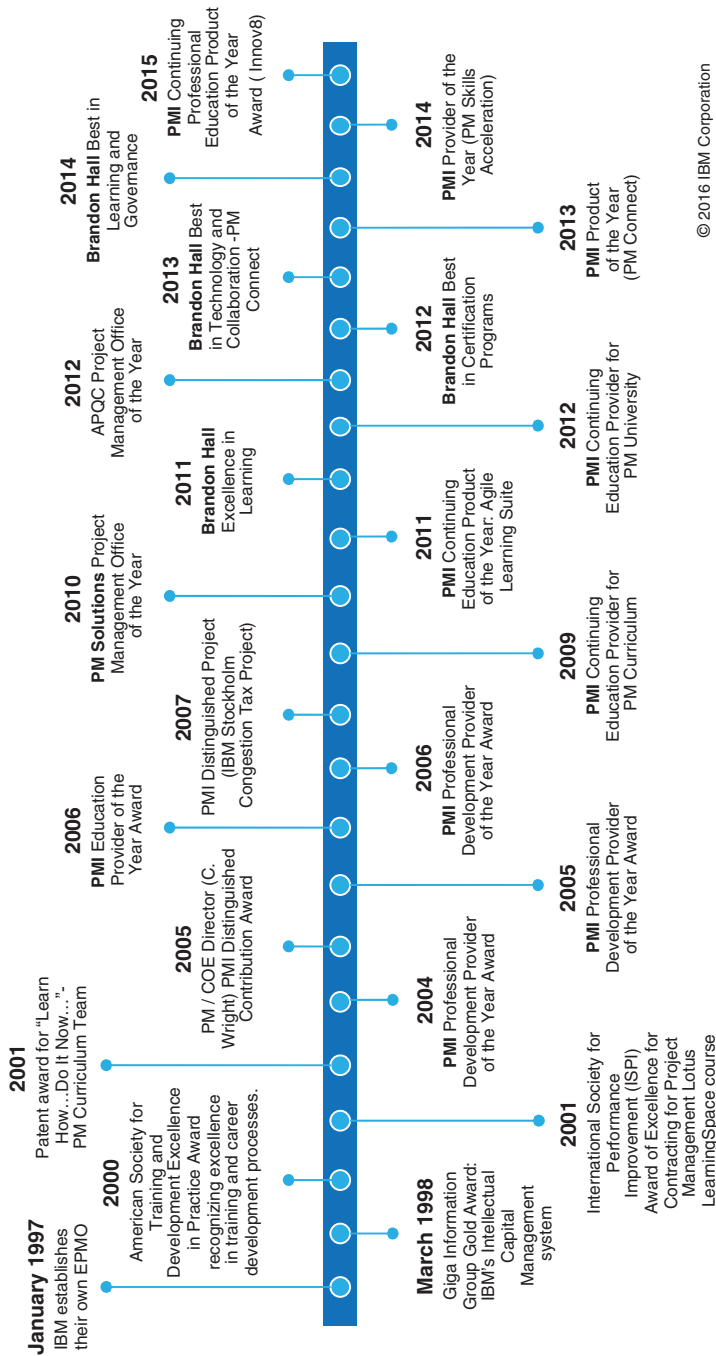
**Challenges and Opportunities** As our transformation journey and the rate of change across industries continues, there are a number of fundamental questions we are asking ourselves in the PMCOE to ensure we maintain relevance and ensure our project managers continue to excel at what they do.

- How do we address the complexity questions posed earlier in this chapter?
- Do our methods, processes, and tools need to be customized to meet each of the complexity criteria, or can we deliver a one-size-fits-all solution to support our PM community?
- As complexity increases, how do we simplify the role of the project managers and allow them to focus on value-add activities?
- In an ever-challenging environment where resources are scarce and costs are under continuous focus, how do we automate more and eliminate redundant tasks?

The PMCOE is tackling these challenges. We know that one size does *not* fit all.

For example, agile is becoming more and more prevalent both in IBM and in the marketplace; however, it is not going to be a panacea solution for all projects. We need to help our project managers pick the right method for a particular project by continuing to provide solutions across a number of different methods and assisting them in choosing the appropriate method and approach.

Through targeted education and tailored solutions, we are addressing other complexity factors, such as industry, technology, and client-specific ones.



© 2016 IBM Corporation

Figure 15-10. IBM best practices.

One example is a self-learning cognitive engine to sit on top of our knowledge repositories. Our project managers will have an interactive portal whereby they can search and locate the most relevant information to suit their requirement—text, video, and so on. This cognitive assistant will interpret the questions asked and answers provided to continuously enhance its capabilities, freeing up the project manager to focus on tasks that add business value.

Another example—we will deploy a predictive engine that will be able to inspect hundreds of project attributes and highlight “potential future trouble spots” based on thousands of data points from a vast database of previous projects.

## 15.2 CITIGROUP, INC. ---

At Citi, we view project management (PM) as a critical area of strength in our ability to manage a global organization. To that end, we have cultivated a PM community to provide opportunities for practitioners to develop their knowledge and network across the company.

Many PM practitioners work in an environment in which much of their regular day is driven by a need to comply with top-down policies, standards, and procedures. Adherence to these and other requirements is compulsory for project completion and corporate compliance.

In the daily drive to comply with requirements, formal opportunities may not exist for these practitioners (project managers or others who are leading projects) to learn from others, share experiences, or deepen/round out their skill sets. In such intense environments, practitioners may not fully benefit from the talents and institutional knowledge that exist across the enterprise.

### **Building a Community of Practitioners**

Personal leadership skills, and network building, are critical to project success.

PM and business analysis are two areas of practice in which natural opportunities exist to build robust communities of practitioners. The community is a place in which people with common roles, or who are performing similar tasks, can self-identify.

Being part of a community creates a sense of purpose, of being a part of something greater, and can create pride in one’s practice.

The community becomes the platform that can help to drive learning, collaboration and knowledge sharing. It provides opportunities for networking not only from within but also access to external sources. It can provide opportunities for skills development. It is a place where the many generations working in the organization or in similar roles

can meet and share viewpoints. It is a vehicle to gather, guide, and possibly respond to the prevailing concerns of the group.

**The Citi Program Management Council** The Citi Program Management Council (CPMC) was formed in support of the institutional practices of program management and PM at Citigroup, Inc. A chartered, global organization that spans the entire enterprise, the CPMC is accountable to the executive level of the company. The CPMC Executive Committee's representation at the top of the house shows the organizational commitment of Citigroup to PM and program management.

PM is recognized as fundamental to the successful delivery of Citi's work efforts.

The CPMC defines and sets PM policy and standards at Citi. Task forces, led by employees of Citi's Global Program Management Office, execute the CPMC's governance responsibilities.

The task forces include Project Management (PM) Governance and Standards, PM Data and Reporting, Enterprise Process Quality Assurance, PM Tools, and PM and Business Analysis (BA) Capabilities. These task forces are involved throughout Citi in multiple capacities each day, working with teams across the organization to manage activities vital to the growth and success of PM at Citi. They also ensure that our most vital programs and projects are managed in compliance with regulatory requirements.

**Cultivating Community to Foster Success** PM is central to our business: It is practiced enterprise-wide. The CPMC drives PM to be a core competency in the organization, striving to promote a common language, understanding, and expectation.

The PM and BA Capabilities task forces are responsible for nurturing this competency in the organization. One way in which this is accomplished is by creating and fostering the communities for those practicing PM and related disciplines (such as BA).

Cultivating these communities and growing them in the organization enables us to develop a support and education network for our PM and BA resources, as well as those within the organization learning these competencies.

Citi's networks of project managers and business analysts consist of employees throughout the firm, who are in PM or BA job families, or who have joined because of an interest in PM or BA.

Building PM as a competency, and overseeing these networks, are parts of the core mandate of the Capabilities task forces. They work together to create a holistic environment of connection and engagement, via a variety of means and media, including email, corporate social media, knowledge sharing, and support. Behind each connection is communications and engagement strategy.

**Connecting the Community** We connect PM and BA groups to one another and to the organization through a variety of channels and media, as described next.

### **Social Media**

Citigroup leverages a robust enterprise social media platform. The CPMC Capabilities task force uses that platform to engage the organization in collaborative learning and growth.



Sites maintained include a training center, network hubs for project managers and business analysts, and special event management sites.

The CPMC's free knowledge-sharing sites, including the Citi PM community, are among the most visited in the organization. They are open to nearly all employees and contain information, discussions, and blogs.

## Content

Communities thrive on fresh, relevant content. Good content can be shared by leadership and community participants. Content should be regular in frequency, relevant in topic and shareable in this trusted environment.

Here are some of the regular content items that Citi provides:

- *PM Network News*. A monthly email and online newsletter showcasing CPMC updates, articles on PM and program management, PM Network events, and training
- *Targeted email notices*. Email messages to specific training audiences when courses are available that meet their training interests or requirements
- *Weekly open roles notices*. Weekly email message and online posting highlighting job openings in project manager roles to support cross-pollination of talent across the enterprise
- *Course information*. Up-to-the-minute information on all PM/BA/Agile courses offered on behalf of the CPMC, links to registration, and full course catalogs with descriptions
- *Blogs/discussions*. Freely interactive platform where people can ask questions and discuss hot topics with anyone in the organization who accesses the community
- *Skills assessments*. Help trainees assess the appropriate level of training to take

## Engagement

Active engagement is a measure of the health of your network. Beyond the items above as part of content, other opportunities to engage community members in shared experiences are important to the care of the community. Some of the engagement opportunities within the Citi community are discussed next.

## Programs

- *Annual CPMC Excellence Awards*. Awards showcasing excellence in project/program management or BA practices and innovations.
- *Mentor program*. Facilitated by the Capabilities team, a more senior project manager or business analyst is paired with a junior project manager or business analyst; the mentor program creates an avenue for advice sharing, and often results in enduring professional relationships for employees who work on projects.

- *Training Roadmaps (PM/BA)*. The roadmaps provide training and awareness opportunities across Citi to support maturity and acumen in the professional competencies.
- *Badging to Increase Engagement*. We are rolling out a program in 2017 that awards virtual corporate social media badges to PM Network members. Using a gamification approach, the campaign will help the CPMC to encourage participation and ownership in the drive towards common PM practices at Citi. Our PM practitioners will have the chance to earn badges for participating in custom training programs. In addition, the badges will recognize engagement in communities under the Citi PM umbrella, including participating in mentor programs and other PM community initiatives.

### Community Events

- *Project Management Awareness Week*. CPMC sponsors an annual themed event consisting of virtual and in-person workshops around the globe with free PDUs available for attending sessions. Yearly videos are prepared with senior Citi leaders promoting the PM profession.
  - Grows PM community and cements CPMC's central role
  - Networking, best practices, resources for building PM skills
  - Targets project managers, business analysts, all interested
- *International PM Day/Mini-PM Awareness Week*. The CPMC warmly embraces International Project Management Day each November as a celebration to this practice. We also use the opportunity to revisit key topics from our PM Awareness Week held earlier in the year.
- *Speaker series*. Regular, rotating speaker series events on hot topics such as agile and PMP® exam changes
- *Virtual Q&A sessions*. Online, WebEx, or phone sessions answering questions about important topics in PM
- *Community outreach*. Support outreach efforts and foster relationships with key internal and external partner organizations

### Conclusion: Care and Feeding of a Core Competency

The CPMC builds PM talent by building the PM community at Citi. We facilitate formal training, but we also provide numerous low- and no-cost options for project managers to improve their knowledge and their resources. We help PMP-certified project managers earn PDUs to maintain their certifications.

The key for us in building this core competency has been to supplement training with community building. By providing training and a community, we demonstrate to our project managers that they are part of a larger organization of practitioners within Citi. We enable project managers to learn the recognized methodologies through training—and to bolster their skills, their experience, and their networks through community.

We believe that as we grow and support this network, we expand the skills of our workforce, create opportunities for growth, and increase employee engagement. Ultimately, the CPMC's Capabilities task forces not only help to grow the PM competency but to promote the PM profession.

## 15.3 MICROSOFT CORPORATION

---

There are training programs that discuss how to develop good methodologies. These programs focus on the use of “proven practices” in methodology development rather than on the use of a single methodology. Microsoft has developed a family of processes that embody the core principles of and proven practices in project management (PM). These processes combined with tools and balancing people are called Microsoft Solutions Framework (MSF).<sup>1</sup> The remainder of this section presents just a brief summary of MSF. For more information and a deeper explanation of the topic, please refer to *Microsoft Solutions Framework Essentials*.<sup>2</sup>

MSF was created more than 20 years ago, when Microsoft recognized that IT was a key enabler to help businesses work in new ways. Historically, IT had a heritage of problems in delivering solutions. Recognizing this, MSF was created based on Microsoft’s experience in solution delivery.

MSF is more than just PM. MSF is about solutions delivery of which PM (aka governance) is a key component. Successful delivery is balancing solution construction with governance. According to Mike Turner:

At its foundation, MSF is about increasing awareness of the various elements and influences on successful solutions delivery—no one has a methodological silver bullet; it is next to impossible to provide best practice recipes to follow to ensure success in all projects.... MSF is about understanding your environment so you can create a methodology that enables a harmonious balance between managing projects and building solutions.

Another key point with regard to MSF is that project management is seen as a discipline that all must practice, not just the project managers. Everyone needs to be accountable and responsible to manage their own work (i.e., project manager of themselves)—that builds trust among the team (something very needed in projects with Agile-oriented project management), not so much with formally run projects (still very top-down project management).

The main point that MSF tries to get across is that customers and sponsors want solutions delivered—they frankly see project management as a necessary overhead. Everyone needs to understand how to govern themselves, their team and the work that the project does—not just the project managers.

Good frameworks focus on understanding of the need for flexibility. Flexibility is essential because the business environment continuously changes, and this in turn provides new challenges and opportunities. As an example, Microsoft recognizes that today’s business environment has the following characteristics:

- Accelerating rates of change in business and technology
  - Shorter product cycles
  - Diverse products and services
  - New business models

---

1. M. S. V. Turner, *Microsoft Solutions Framework Essentials* (Redmond, WA: Microsoft Press, 2006). All rights reserved. The author is indebted to Mike Turner for providing the figures for this section in the book

2. Ibid

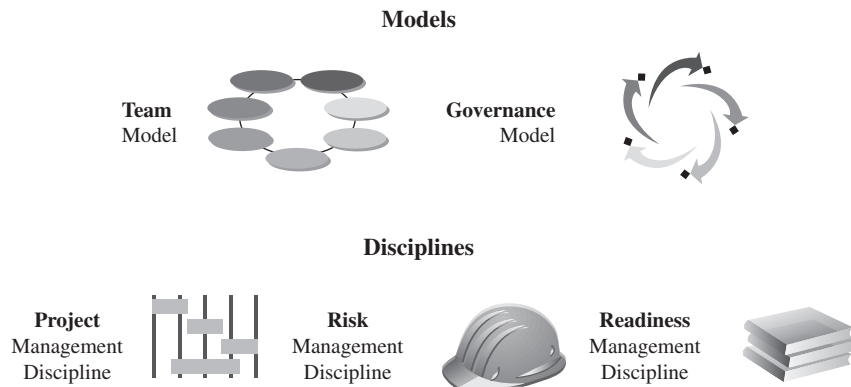
- Rapidly changing requirements
  - Legislation and corporate governance
  - Growing consumer demand
- New competitive pressures
- Globalization

Typical challenges and opportunities include:

- Escalating business expectations
  - Technology is seen as a key enabler in all areas of modern business.
- Increasing business impact of technology solutions
  - Risks are higher than ever before.
- Maximizing the use of scarce resources
  - Deliver solutions with smaller budgets and less time.
- Rapid technology solutions
  - Many new opportunities, but they require new skills and effective teams to take advantage of them.

With an understanding of the business environment, challenges and opportunities, Microsoft created MSF.<sup>3</sup> MSF is an adaptable framework comprising:

- Models (see Figure 15–11)
- Disciplines (see Figure 15–11)
- Foundation principles
- Mind-sets
- Proven practices



**Figure 15–11.** MSF models and disciplines.

*Source:* M. S. V. Turner, Microsoft Solutions Framework Essentials (Redmond, WA: Microsoft Press, 2006). All rights reserved.

3. MSF is part of a symbiotic relationship between the classic “build it” framework and the “run it” framework. MSF is the “build it” and Microsoft Operations Framework (MOF) is the “run it.”

MSF is used for successfully delivering solutions faster, requiring fewer people, and involving less risk while enabling higher-quality results. MSF offers guidance in how to organize people and projects to plan, build, and deploy successful technology solutions.

MSF foundation principles guide how the team should work together to deliver the solution. This includes:

- Foster open communications.
- Work toward a shared vision.
- Empower team members.
- Establish clear accountability, shared responsibility.
- Deliver incremental value.
- Stay agile, expect and adapt to change.
- Invest in quality.
- Learn from all experiences.
- Partner with customers.

MSF mind-sets orient the team members on how they should approach solution delivery. Included are:

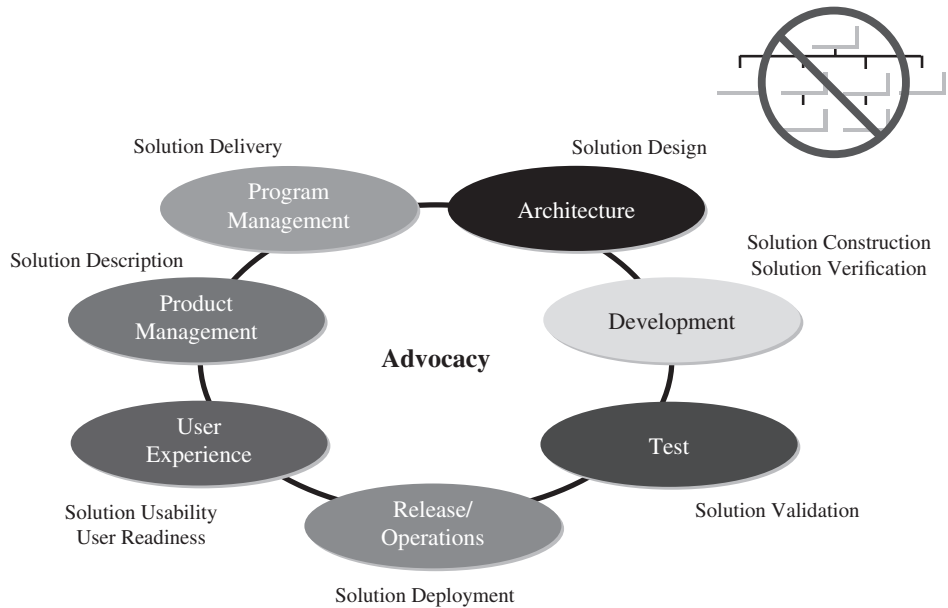
- Foster a team of peers.
- Focus on business value.
- Keep a solution perspective.
- Take pride in workmanship.
- Learn continuously.
- Internalize qualities of service.
- Practice good citizenship.
- Deliver on your commitments.

With regard to proven practices, Microsoft continuously updates MSF to include current proven practices in solution delivery. All of the MSF courses use two important PM best practices. First, the courses are represented as a framework rather than as a rigid methodology. Frameworks are based on templates, checklists, forms, and guidelines rather than the more rigid policies and procedures. Inflexible processes are one of the root causes of project failure.

The second best practice is that MSF focuses heavily on a balance among people, process, and tools rather than only technology. Effective implementation of PM is a series of good processes with emphasis on people and their working relationships: namely, communication, cooperation, teamwork, and trust. Failure to communicate and work together is another root cause of project failure.

MSF focuses not only on capturing proven practices but also on capturing the right proven practices for the right people. Mike Turner states:

The main thing that I think sets MSF apart is that it seeks to set in place a common-sense, balanced approach to solutions delivery, where effective solutions delivery is an



**Figure 15–12.** MSF team model.

Source: M. S. V. Turner, *Microsoft Solutions Framework Essentials* (Redmond, WA: Microsoft Press). All rights reserved.

ever changing balance of people, processes and tools. The processes and tools need to be “right sized” for the aptitude and capabilities of the people doing the work. So often “industry best practices” are espoused to people who have little chance to realize the claimed benefits.

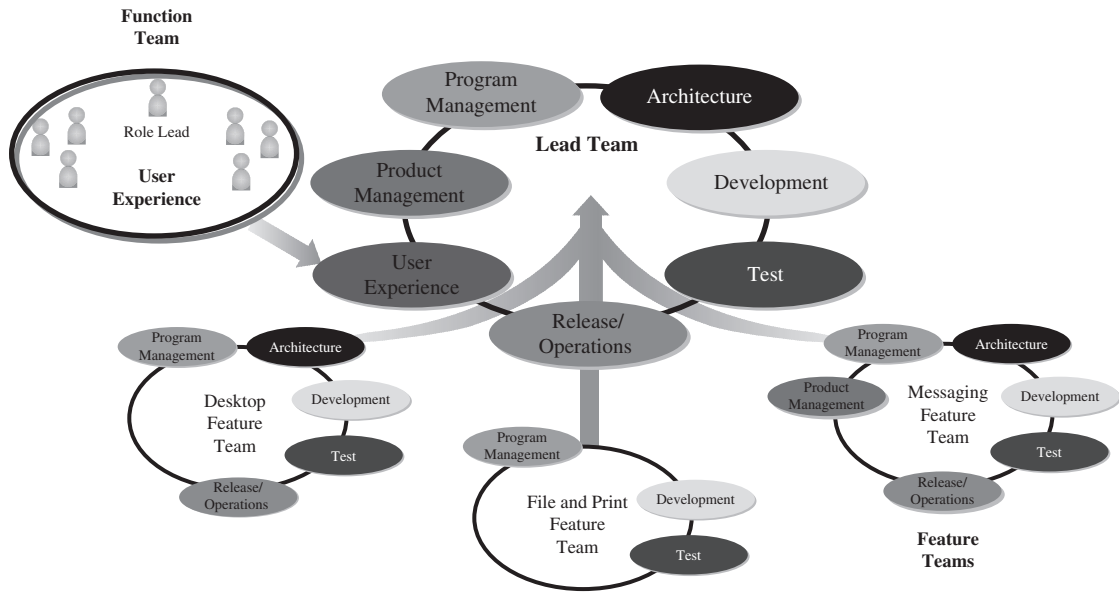
MSF espouses the importance of people and teamwork. This includes:

- A team is developed whose members relate to each other as equals.
- Each team member is provided with specific roles and responsibilities.
- The individual members are empowered in their roles.
- All members are held accountable for the success of their roles.
- The project manager strives for consensus-based decision making.
- The project manager gives all team members a stake in the success of the project.

The MSF team model is shown in Figure 15–12. The model defines the functional job categories or skill set required to complete project work as well as the roles and responsibilities of each team member. The team model focuses on a team of collaborating advocates rather than a strong reliance on the organizational structure.

On some projects, there may be the necessity for a team of teams. This is illustrated in Figure 15–13.

Realistic milestones are established and serve as review and synchronization points. Milestones allow the team to evaluate progress and make midcourse corrections where



**Figure 15–13.** MSF team of teams.

Source: M. S. V. Turner, *Microsoft Solutions Framework Essentials* (Redmond, WA: Microsoft Press, 2006). All rights reserved.

the costs of the corrections are small. Milestones are used to plan and monitor progress as well as to schedule major deliverables. Using milestones benefits projects by:

- Helping to synchronize work elements
- Providing external visibility of progress
- Enabling midcourse corrections
- Focusing reviews on goals and deliverables
- Providing approval points for work being moved forward

There are two types of milestones on some programs: major and interim. Major milestones represent team and customer agreement to proceed from one phase to another. Interim milestones indicate progress within a phase and divide large efforts into workable segments.

For each of the major milestones and phases, Microsoft defines a specific goal and team focus. For example, the goal of the envisioning phase of a program might be to create a high-level review of the project's goals, constraints, and solution. The team focus for this phase might be to:

- Identify the business problem or opportunity
- Identify the team skills required
- Gather the initial requirements
- Create the approach to solve the problem

**TABLE 15–1. QUALITY GOALS AND MSF ADVOCATES**

<b>MSF Advocate</b>	<b>Key Quality Goals</b>
Product management	Satisfied stakeholders
Program management	Deliver solution within project constraints Coordinate optimization of project constraints
Architecture	Design solution within project constraints
Development	Build solution to specifications
Test	Approve solution for release ensuring all issues are identified and addressed
User experience	Maximize solution usability Enhance user effectiveness and readiness
Release/operations	Smooth deployment and transition to operations

Source: M. S. V. Turner, *Microsoft Solutions Framework Essentials* (Redmond, WA: Microsoft Press). All rights reserved.

- Define goals, assumptions, and constraints
- Establish a basis for review and change

MSF also establishes quality goals for each advocate. This is a necessity because there are natural “opposing” goals to help with quality checks and balances—that way realistic quality is built in the process and not as an afterthought. This is shown in Table 15–1.

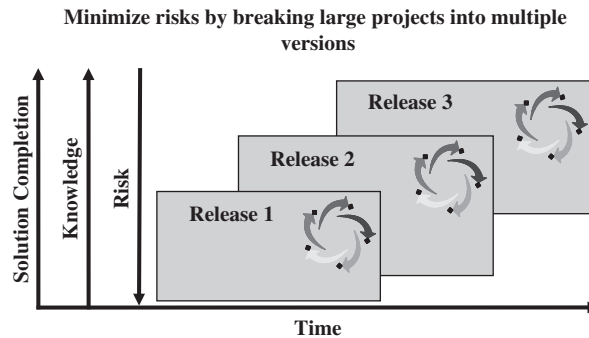
It is often said that many programs can go on forever. MSF encourages baselining documents as early as possible but freezing the documents as late as possible. As stated by Mike Turner:

The term “baselining” is a hard one to use without the background or definition. When a team, even if it is a team of one, is assigned work and they think they have successfully completed that work, the milestone/checkpoint status is called “Complete” (e.g., Test Plan Complete); whereas “Baseline” is used when the team that is assigned to verify the work agrees that the work is complete (e.g., Test Plan Baselined). After the Baseline milestone/checkpoint, there is no more planned work. At the point when the work is either shipped or placed under tight change control is when you declare it “Frozen”—meaning any changes must be made via the change control process. This is why you want to put off formal change management as late as possible because of the overhead involved.

This also requires a structured change control process combined with the use of versioned releases, as shown in Figure 15–14. What the arrows on the left mean is that as the solution is delivered, the solution completion increases, the knowledge of the solution space increases, and the overall risk to solution delivery goes down. The benefits of versioned releases include:

- Forcing closure on project issues
- Setting clear and motivational goals for all team members
- Effective management of uncertainty and change in project scope
- Encouraging continuous and incremental improvement
- Enabling shorter delivery time





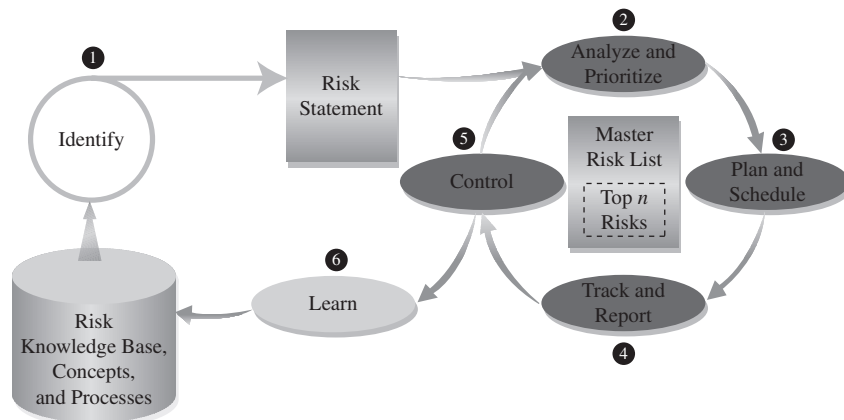
**Figure 15–14.** MSF iterative approach.

Source: M. S. V. Turner, *Microsoft Solutions Framework Essentials* (Redmond, WA: Microsoft Press). All rights reserved.

One of the strengths of MSF is the existence of templates to help create project deliverables in a timely manner. The templates provided by MSF can be custom-designed to fit the needs of a particular project or organization. Typical templates might include:

- Project schedule template
- Risk factor chart template
- Risk assessment matrix template
- Postmortem template

The MSF process for risk management is shown in Figure 15–15. Because of the importance of risk management today, it has become an important component of all PM training programs.



**Figure 15–15.** MSF risk management process.

Source: M. S. V. Turner, *Microsoft Solutions Framework Essentials* (Redmond, WA: Microsoft Press). All rights reserved.

MSF encourages all team members to manage risk, not just the project managers. The process is administered by the project manager.

- *MSF Risk Management Discipline.* A systematic, comprehensive, and flexible approach to handling risk proactively on many levels.
- *MSF Risk Management Process.* This includes six logical steps: identify, analyze, plan, track, control, and learn.

Some of the key points in the MSF risk approach include:

- Assess risk continuously.
- Manage risk intentionally—establish a process.
- Address root causes, not just symptoms.
- Risk is inherent in every aspect and at all levels of an endeavor.

There are numerous ways to handle risk, and MSF provides the team with various options. As an example, Figure 15–16 shows two approaches for risk prioritization.

In Figure 15–11, we showed that MSF is structured around a team model and a governance model. The governance model is shown in Figure 15–17. This model appears on all of the MSF figures, illustrating that governance is continuously in place.

There are two components to the MSF governance model: project governance and process enactment:

### Project Governance

- Solution delivery process optimization
- Efficient and effective use of project resources

### Simple Prioritization Approach

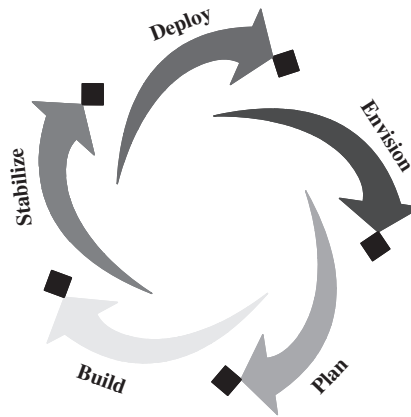
Probability/Impact	Low	Medium	High	Critical
High	M	M	H	C
Medium	L	M	M	H
Low	L	L	M	M

### Multiattribute Prioritization Approach

Rating	Cost Overrun	Schedule	Technical
Low	Less than 1%	Slip 1 week	Slight effect on performance
Medium	Less than 5%	Slip 2 weeks	Moderate effect on performance
High	Less than 10%	Slip 1 month	Severe effect on performance
Critical	10% or more	Slip more than 1 month	Mission cannot be accomplished

**Figure 15–16.** Risk prioritization example.

Source: M. S. V. Turner, *Microsoft Solutions Framework Essentials* (Redmond, WA: Microsoft Press, 2006). All rights reserved.



**Figure 15–17.** MSF governance model: enactment tracks.

Source: M. S. V. Turner, *Microsoft Solutions Framework Essentials* (Redmond, WA: Microsoft Press, 2006). All rights reserved.

- Ensuring that the project team is and remains aligned with:
  - External (strategic) objectives
  - Project constraints
  - Demand for oversight and regulation
- Process enactment
- Defining, building, and deploying a solution that meets stakeholders’ needs and expectations

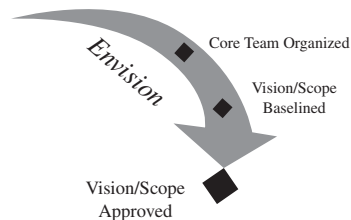
The MSF governance model, as shown in Figure 15–17, is represented by five enactment tracks. Figures 15–18 through 15–22 provide a description of each of the enactment tracks.

**Deliverables**

- Vision/scope document
- Project structure document
- Initial risk assessment document

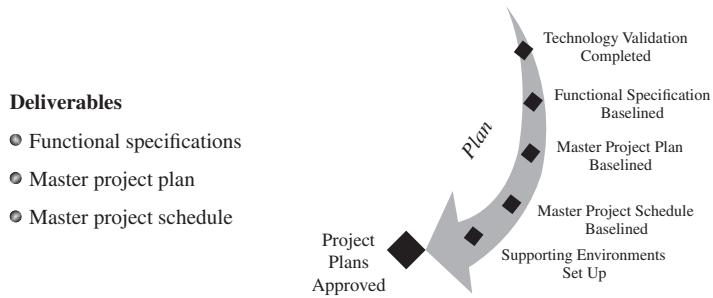
**Goals**

- Develop a clear understanding of what is needed and all project constraints
- Assemble the necessary team to envisage possible solution(s) with options and approaches that best meet those needs
- Establish a basis for change for the remainder of the project life cycle



**Figure 15–18.** MSF envision track.

Source: M. S. V. Turner, *Microsoft Solutions Framework Essentials* (Redmond, WA: Microsoft Press). All rights reserved.



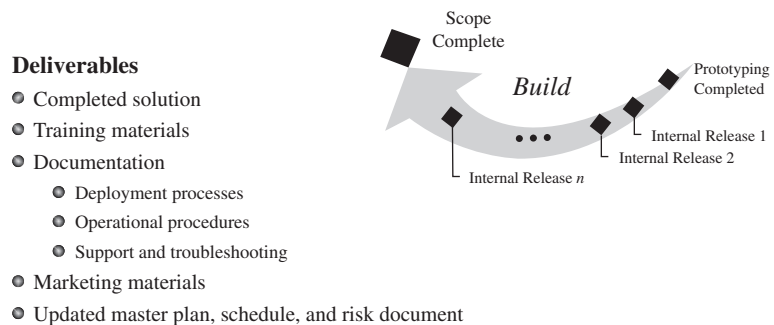
**Figure 15–19.** MSF plan track.

Source: M. S. V. Turner, *Microsoft Solutions Framework Essentials* (Redmond, WA: Microsoft Press). All rights reserved.

MSF has established success criteria for each of the tracks, as described next.

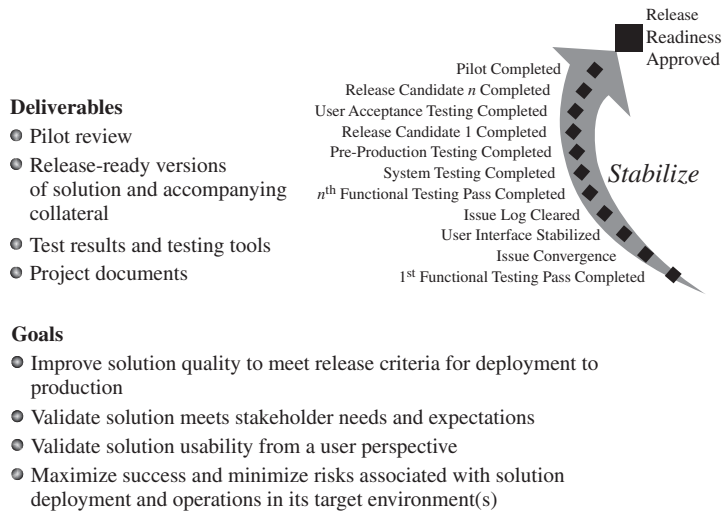
#### *Envision Track*

- Agreement by the stakeholders and team has been obtained on:
  - Motivation for the project
  - Vision of the solution



**Figure 15–20.** MSF build track.

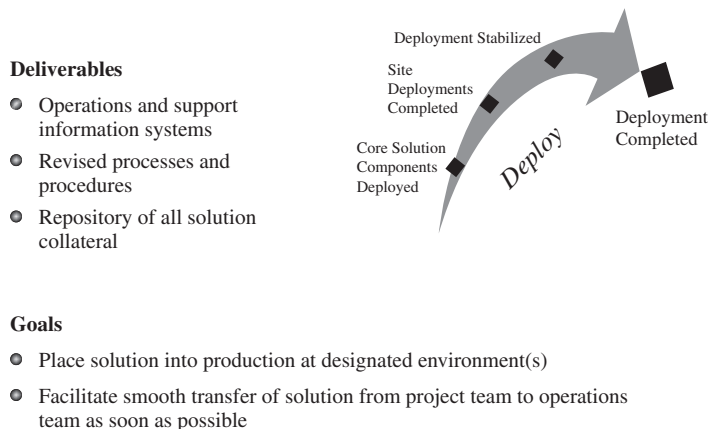
Source: M. S. V. Turner, *Microsoft Solutions Framework Essentials* (Redmond, WA: Microsoft Press). All rights reserved.



**Figure 15–21.** MSF stabilize track.

Source: M. S. V. Turner, *Microsoft Solutions Framework Essentials* (Redmond, WA: Microsoft Press). All rights reserved.

- Scope of the solution
- Solution concept
- Project team and structure
- Constraints and goals have been identified.
- Initial risk assessment has been done.
- Change control and configuration management processes have been established.
- Formal approval has been given by the sponsors/and or key stakeholders.



**Figure 15–22.** MSF deploy track.

Source: M. S. V. Turner, *Microsoft Solutions Framework Essentials* (Redmond, WA: Microsoft Press). All rights reserved.

*Plan Track*

- Agreement with stakeholders and team has been obtained on:
  - Solution components to be delivered
  - Key project checkpoint dates
  - How the solution will be built
- Supporting environments have been constructed.
- Change control and configuration management processes are working smoothly.
- Risk assessments have been updated.
- All designs, plans, and schedules can be tracked back to their origins in the functional specifications and the functional specification can be tracked back to envisioning track deliverables.
- Sponsor(s) and/or key stakeholders have signed off.

*Build Track*

- All solutions are built and complete, meaning:
  - There are no additional development of features or capabilities.
  - Solution operates as specified.
  - All that remains is to stabilize what has been built.
  - All documentation is drafted.

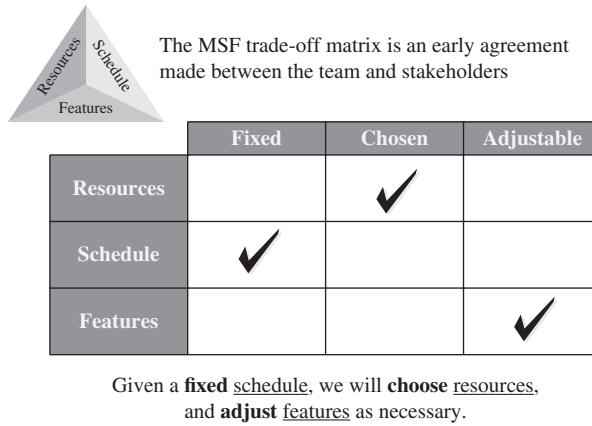
*Stabilize Track*

- All elements are ready for release.
- Operations approval for release has been obtained.
- Business sign-off has been obtained.

*Deploy Track*

- Solution is completely deployed and operationally stable.
- All site owners signed off that their deployments were successful.
- Operations and support teams have assumed full responsibility and are fully capable of performing their duties.
- Operational and support processes and procedures as well as supporting systems are operationally stable.

MSF focuses on proactive planning rather than reactive planning. Agreements between the team and the various stakeholder groups early on in the project can make trade-offs easier, reduce schedule delays, and eliminate the need for a reduction in functionality to meet the project's constraints. This is shown in Figure 15–23.



**Figure 15–23.** Project trade-off matrix.

Source: M. S. V. Turner, *Microsoft Solutions Framework Essentials* (Redmond, WA: Microsoft Press, 2006). All rights reserved.

## 15.4 DELOITTE: ENTERPRISE PROGRAM MANAGEMENT

### Introduction

Many organizations initiate more projects than they have the capacity to deliver. As a result, they typically have too much to do and not enough time or resources to do it. The intended benefits of many projects are frequently not realized, and the desired results are seldom fully achieved.

There are several factors that can make delivering predictable project results that much more difficult:

- Added complexity of the transformational nature of many projects
- Constant drive for improved efficiency and effectiveness
- Renewed pressures to demonstrate accountability and transparency
- Accelerating pace of change and constantly shifting priorities

---

Section 15.4 on Deloitte was provided by Daniel Martyniuk, Christine Lyman, PMP, and Rusty Greer Copyright © 2017 Deloitte Development LLC. All rights reserved. As used in this document, “Deloitte” means Deloitte Consulting LLP, a subsidiary of Deloitte LLP. Please see [www.deloitte.com/us/about](http://www.deloitte.com/us/about) for a detailed description of the legal structure of Deloitte LLP and its subsidiaries. Certain services may not be available to attest clients under the rules and regulations of public accounting. This publication contains general information only and Deloitte is not, by means of this publication, rendering accounting, business, financial, investment, legal, tax, or other professional advice or services. This publication is not a substitute for such professional advice or services, nor should it be used as a basis for any decision or action that may affect your business. Before making any decision or taking any action that may affect your business, you should consult a qualified professional advisor. Deloitte shall not be responsible for any loss sustained by any person who relies on this publication.

Traditional methods of coordinating and managing projects are becoming ineffective and can lead to duplication of effort, omission of specific activities, or poor alignment and prioritization with business strategy. Making the right investment decisions, maximizing the use of available resources, and realizing the expected benefits to drive organizational value have never been more important.

This section explores Deloitte's project portfolio management methods, techniques, approaches, and tools ranging from translating organizational strategy into an aligned set of programs and projects, to tracking the attainment of the expected value and results of undertaken transformational initiatives.

### **Enterprise Program Management**

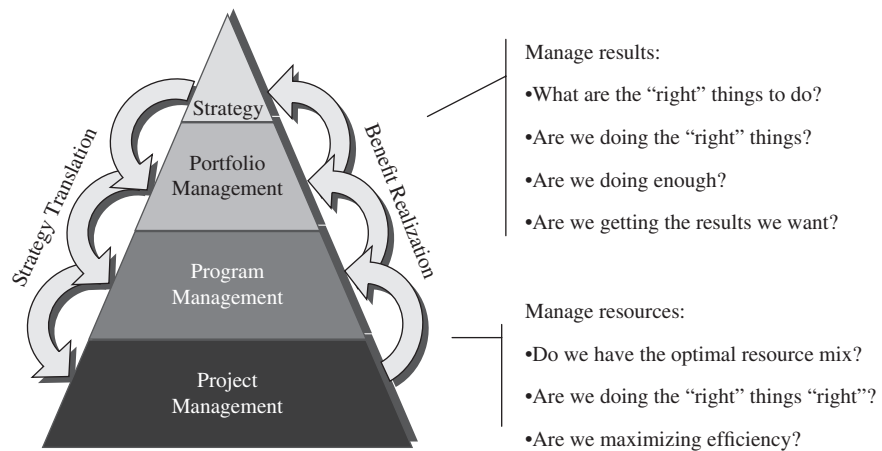
Organizations are facing increased pressures to “do more with less.” They need to balance rising expectations for improved quality, ease of access, and speed of delivery with renewed pressures to demonstrate effectiveness and cost efficiency. The traditional balance between managing the business (i.e., day-to-day operations) and transforming the business (i.e., projects and change initiatives) is shifting. For many organizations, the proportion of resources deployed on projects and programs has increased enormously in recent years. However, the development of organizational capabilities, structures, and processes to manage and control these investments continues to be a struggle.

Furthermore, there has been a significant increase in project interdependency and complexity. While many projects and programs likely were confined to a specific function or business area in the past, increasingly we see that there are strong systemic relationships between specific initiatives. Most issues do not exist in isolation and resolutions have links and knock-on impacts beyond the scope of one problem. Not only do projects increasingly span people, process, and technology, but they also cross functional, geographical, and often organizational boundaries. Without a structured approach to their deployment, projects and programs can fail to deliver the expected value. The need for strategic approach to project, program, and portfolio management is great.

Deloitte's approach to project portfolio management is represented by the guiding Enterprise Program Management (EPM) framework that provides a model within which projects, programs and portfolios fit into a hierarchy where project execution and program delivery is aligned with enterprise strategy and can lead to improved realization of desired benefits. This approach aims to strike a balance between management of results (effectiveness) and management of resources (efficiency) to deliver enterprise value.

In Figure 15–24, *Strategy* includes the definition of the organization's vision and mission, as well as the development of strategic goals, objectives and performance measures. The *Portfolio Management* capability translates the organization's enterprise strategy into reality and manages the portfolio to determine effective program alignment, resource allocation, and benefits realization. *Program Management* focuses on structuring and coordinating individual projects into related sets to determine realization of value that may likely not have been attained by delivering each project independently in isolation. Disciplined *Project Management* helps enable that defined scope of work packages are delivered to the desired quality standards.





**Figure 15–24.** Deloitte Enterprise Program Management Framework.

Source: © Deloitte & Touche LLP and affiliated entities.

## Strategy and Enterprise Value

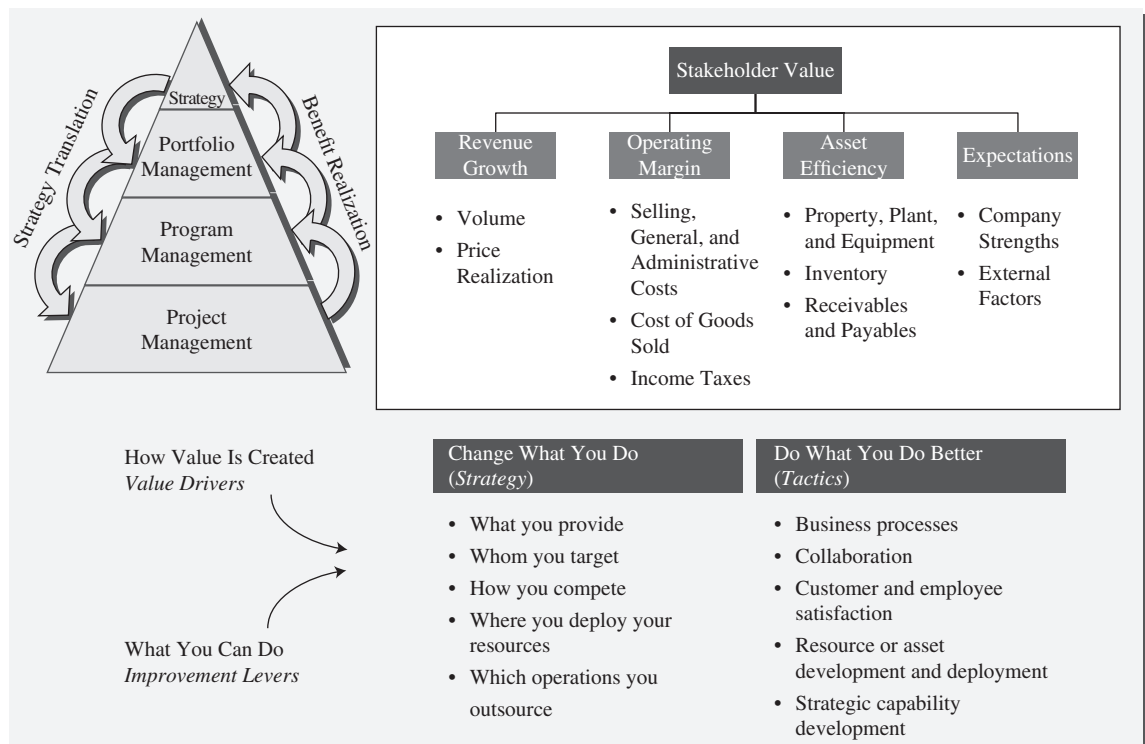
Today’s business leaders live in a world of perpetual motion, running and improving their enterprises at the same time. Tough decisions need to be made every day—setting directions, allocating budgets, and launching new initiatives—all to improve organizational performance and, ultimately, create and provide value for stakeholders. It is easy to say stakeholder value is important, though it is much more difficult to make it influence the decisions that are made every day: where to spend time and resources, how best to get things done, and, ultimately, how to win in the competitive marketplace or in the public sector and effectively deliver a given mandate.

Supporting the *Strategy* component of the EPM framework, Deloitte’s Enterprise Value Map™ is designed to accelerate the connection between taking action and generating enterprise value. It facilitates the process of focusing on important areas, identifying practical ways to get things done, and determining if chosen initiatives provide their intended business value. The Enterprise Value Map™ can make this process easier by accelerating the identification of potential improvement initiatives and depicting how each can contribute to greater stakeholder value.

The Enterprise Value Map™, as illustrated at a summary level in Figure 15–25, is powerful and appealing because it strikes a very useful and practical balance between:

- Strategy and tactics
- What can be done and how it can be done
- The income statement and the balance sheet
- Organizational capability and operational execution
- Current performance and future performance

Overall, the Enterprise Value Map™ helps organizations focus on the applicable things and serves as a graphic reminder of what they are doing and why. From an executive perspective, the Enterprise Value Map™ is a framework depicting the relationship between the metrics by which companies are evaluated and the means by which



**Figure 15–25.** Deloitte Enterprise Value Map™ (EVM).

Source: © Deloitte & Touche LLP and affiliated entities.

companies can improve those metrics. From a functional perspective, the Enterprise Value Map™ is a one-page summary of what companies do, why they do it, and how they can do it better. It serves as a powerful discussion framework because it can help companies focus on the issues that matter most to them.

The Enterprise Value Map™ is leveraged by Deloitte to help clients:

- Identify things that can be done to improve stakeholder value
- Add structure to the prioritization of potential improvement initiatives
- Evaluate and communicate the context and value of specific initiatives
- Provide insights regarding the organization’s current business performance
- Depict how portfolio of project and programs aligns with the drivers of value
- Identify pain points and potential improvement areas
- Depict past, current, and future initiatives

Stakeholder value is driven by four basic “value drivers”: revenue growth, operating margin, asset efficiency, and expectations:

1. *Revenue growth.* Growth in the company’s “top line,” or payments received from customers in exchange for the company’s products and services.

2. *Operating margin.* The portion of revenues that is left over after the costs of providing goods and services are subtracted. An important measure of operational efficiency.
3. *Asset efficiency.* The value of assets used in running the business relative to its current level of revenues. An important measure of investment efficiency.
4. *Expectations.* The confidence stakeholders and analysts have in the company's ability to perform well in the future. An important measure of investor confidence.

There are literally thousands of actions companies can take to improve their stakeholder value performance, and the Enterprise Value Map™, in its full version, depicts several hundred of them. While the actions are quite diverse, the vast majority of them revolve around one of three objectives:

1. Improve the effectiveness or efficiency of a business process
2. Increase the productivity of a capital asset
3. Develop or strengthen a company capability

The individual actions in the Value Map start to identify how a company can make those improvements. Broadly speaking, there are two basic approaches to improvement:

1. Change what you do (*change your strategy*). These actions address strategic changes—altering competitive strategies, changing the products and services you provide and to whom, and changing the assignment of operational processes to internal and external teams.
2. Do the things you do better (*improve your tactics*). These actions address tactical changes—assigning processes to different internal or external groups (or channels), redesigning core business processes, and improving the efficiency and effectiveness of the resources executing those processes.

## Portfolio Management

Portfolio Management is a structured and disciplined approach to achieving strategic goals and objectives by choosing the most effective investments for the organization, and determining the realization of their combined benefits and value while requiring the use of available resources.

The Portfolio Management function provides the centralized oversight of one or more portfolios and involves identifying, selecting, prioritizing, assessing, authorizing, managing, and controlling projects, programs, and other related work to achieve specific strategic goals and objectives. Adoption of a strategic approach to Portfolio Management enables organizations to improve the link between strategy and execution. It helps them to set priorities, gauge their capacity to provide and monitor achievement of project outcomes to drive the creation and delivery of enterprise value.

Deloitte's approach to Portfolio Management can enable an organization to link its strategic vision with its portfolio of initiatives and manage initiatives as they progress. It provides the critical link that translates strategy into operational achievements. As illustrated in Figure 15–26, the Portfolio Management Framework helps to answer these questions: “Are we doing the ‘right’ things?,” “Are we doing enough of the ‘right’ things?,” and “How well are we doing these things?”

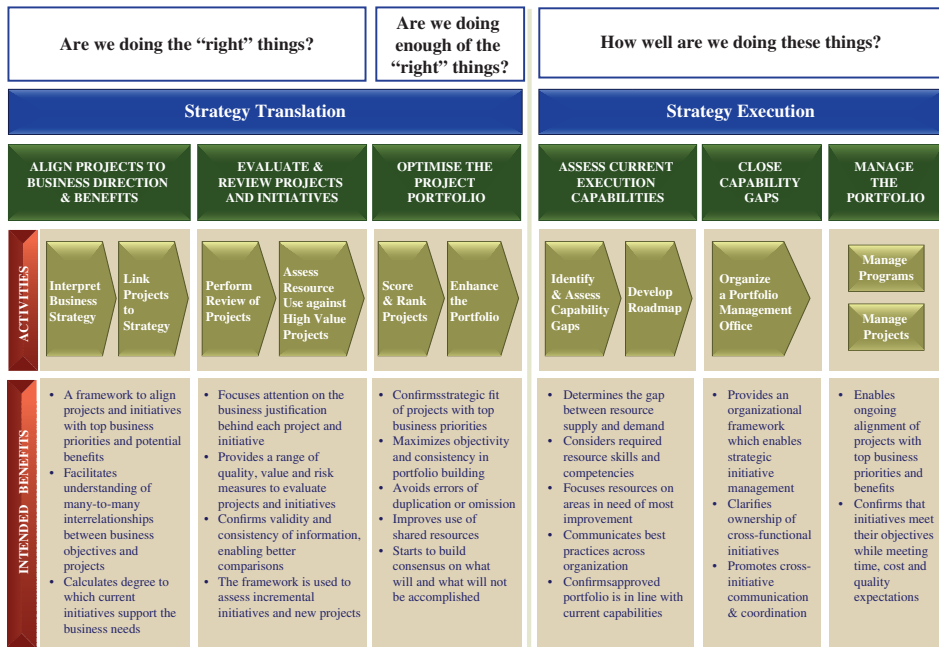


Figure 15–26. Deloitte Portfolio Management Framework.

Source: © Deloitte & Touche LLP and affiliated entities.

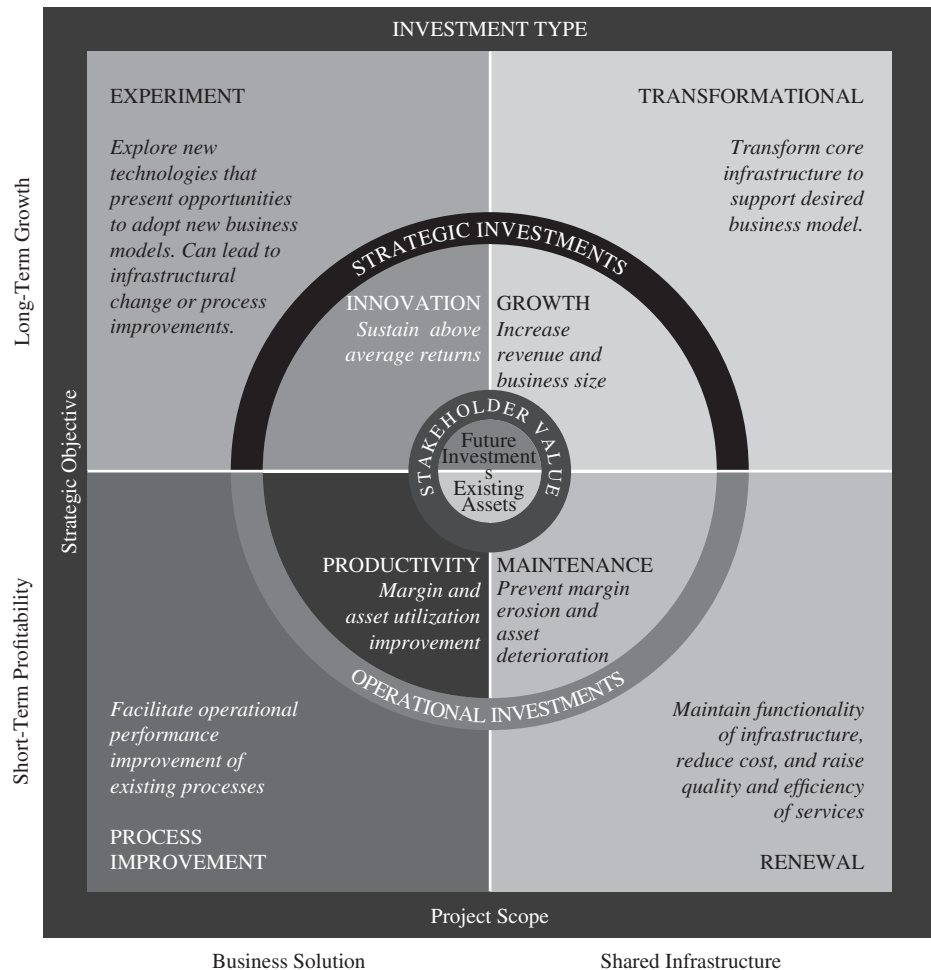
Once implemented, the framework helps to transform the business strategy into a coordinated portfolio of initiatives that work together to increase stakeholder value. Additionally, it can provide the tools and techniques to keep projects on track, greatly improving an organization’s chances of achieving the desired results. It focuses an organization on initiatives that offer high value-creation opportunities and can also provide a structure and discipline to drive performance improvement initiatives and aid in the identification of continuous improvement opportunities. Last, it confirms that the appropriate resources and budget are made available for critical assignments and provides the tools and techniques to effectively manage an organization’s portfolio of initiatives.

The first crucial step in the process of developing an effective project portfolio is the establishment of a method for determining which projects will be within and which will fall outside of the scope of the portfolio. A clear definition of what constitutes a “project” is needed, as well as identification of the criteria that will be applied to place a particular initiative inside or outside the boundaries of the portfolio. Daniel Martyniuk, a manager in Deloitte Consulting LLP’s Strategy & Operations practice that specializes in project portfolio management, highlights:

While this first step may seem basic insofar as its aim is to provide a basic framework in which to define, sort and categorize projects, the critical component is carefully capturing all projects that are currently undertaken or proposed for approval. Many hard-to-define projects are often missed, as they may take the form of day-to-day activities or

may take place “out of sight.” As such, it is essential to define clear boundaries between day-to-day operations and project work; failure to do so may lead to ambiguity and inaccurate representation of the true count of projects in the organization.

A consistent categorization method, such as the Deloitte Investment Framework illustrated in Figure 15–27, helps to answer the question of “Why are we allocating resources to this project?” It aims to define the differences between initiatives allowing for immediate recognition and categorization of projects, and it provides the context for comparing projects that are different in nature or scope. It also facilitates allocation of resources by type first, followed by prioritization of projects within a type. Most important, it provides common ground to facilitate dialogue and prioritization discussions.



**Figure 15–27.** Deloitte Investment Framework.

Source: © Deloitte & Touche LLP and affiliated entities.

Once the scope of the portfolio has been set, the organization may require a disciplined process to enable continuous alignment of projects to strategic objectives, evaluation, prioritization, and authorization as well as the ongoing management of progress, changes, and realization of benefits.

The Deloitte Portfolio Management Process, as illustrated in Figure 15–28, can serve as a basis for the definition of common portfolio management sequence. It allows for coordination across projects to capitalize on synergies and reduce redundancies. It also helps to outline and identify projects in a comparable format when there are a multiple project opportunities and/or organizational pain points to increase the value created by the organization’s initiatives while balancing risk and reward.

When the approved list of projects making up the project portfolio is established, project registration and sequencing becomes the next critical step. Just because a project is now part of the “approved” project registry, it does not mean that it should or will be started right away.

A number of factors should be considered when determining the appropriate sequence for project execution. Some of the important decision criteria for project sequencing include:

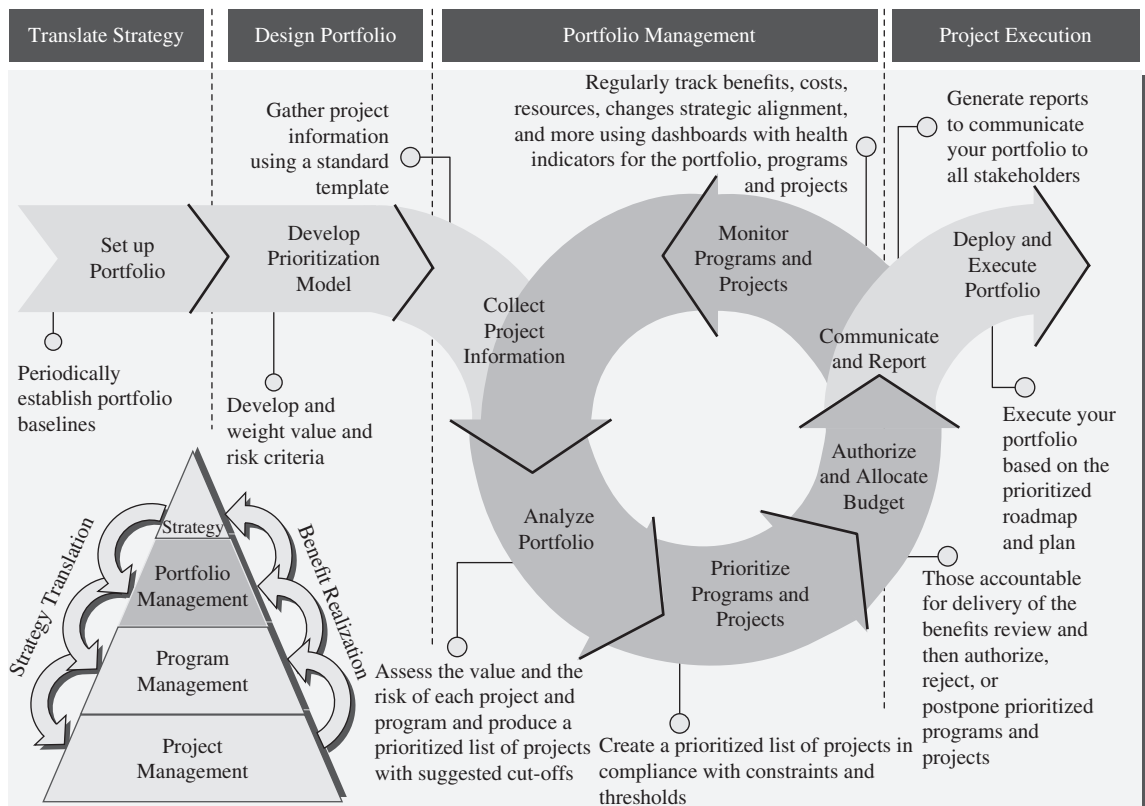


Figure 15–28. Deloitte Portfolio Management Process.

Source: © Deloitte & Touche LLP and affiliated entities.

- *Strategic priority.* The level of importance placed on this project by stakeholders or organizational leadership; fast track the start of those initiatives that directly contribute to the realization of the stated business objectives.
- *Window of opportunity.* Some initiatives need to be completed within a certain period of time in order to gain the desired benefits; give those initiatives the required consideration to help ensure that the opportunity to provide value is not missed.
- *Project interdependencies.* Confirm that all dependencies between related projects have been identified and considered when making project sequencing and initiation decisions; also, consider other dependencies that could impact the start or the completion of projects, such as timing of important decisions, budget cycle, and others.
- *Resource availability.* A project cannot be started until the applicable resources become available to begin working on that particular project; however, remember that “availability” is not a skill, and in addition to getting resources assigned to your projects, make sure that they are the “right” resources in terms of their knowledge, ability and experience.
- *Risk.* Consider the level of risk being taken on as a result of undertaking a given set of projects; it is a good idea not to initiate high-risk projects all at once, all within the same delivery period; high-risk projects should be closely monitored, and you should strive to find a applicable mix of high-risk and low-risk projects; whenever possible, you should consider staggering the execution of high-risk projects and conduct a full risk analysis to determine and agree on appropriate risk mitigation strategies.
- *Change.* Consider the novelty of the undertaking and the amount of change to be introduced into your organization as a result of implementing the proposed set of projects; confirm that your organization is ready to accept the amount and level of changes being created—there is only so much change that an organization can handle; stagger those projects that introduce significant changes and sequence them accordingly to limit change fatigue in your organization.
- *Cost/Benefit.* Different initiatives have varying costs/benefits associated with it; as with risk, it is imperative to understand which projects will provide the biggest benefits for the lowest cost; you don’t want to start all of your higher-cost projects at the same time, especially if you are not going to reap all of the benefits up front.

Essential to proper sequencing, and as a result appropriate portfolio balancing, is a sound understanding of the organization’s capacity to deliver as well as the capabilities of its resources. Organizations should know who is available to work on projects and what type of skills they have. It is often easy to determine how many people there are—so creating a resource inventory typically is not a problem. The challenge comes when trying to determine what the resources are currently working on and how much availability they have for project work or for additional projects, if they are already working on a project. One method available to get that correct picture is to do time tracking of project resources.

The expected long-term outcomes and the benefits of adopting a consistent Portfolio Management Framework and Process can include, but are not limited to, having the ability and capability to:

- Make conscious choices in selecting projects for implementation based on correct and up-to-date information, such as strategic alignment to business priorities, expected benefits, estimated costs, and identified risks.
- Determine capacity (i.e., the number of concurrent projects) for managing small, medium, and large projects to enable prioritization.
- Proactively manage risks associated with small to medium as well as large and complex transformation projects.
- Increase core competencies in PM across the organization and adopt a portfolio management approach to executive decision making.
- Streamline and standardize processes related to the management of single and of related, multiple projects and project portfolios.
- Maintain a current list of all projects, active and inactive; phase the initiation of projects to match capacity; and improve the delivery in accordance with requirements of approved projects.
- Maximize use of internal resources, and rationalize the use of external resources to supplement internal staff, with greater ability to facilitate value and efficient completion of the approved projects portfolio.
- Measure actual, real-time performance and track the realization of project and/or program benefits with the ability to identify actual progress made in the achievement of tangible outcomes and real results.

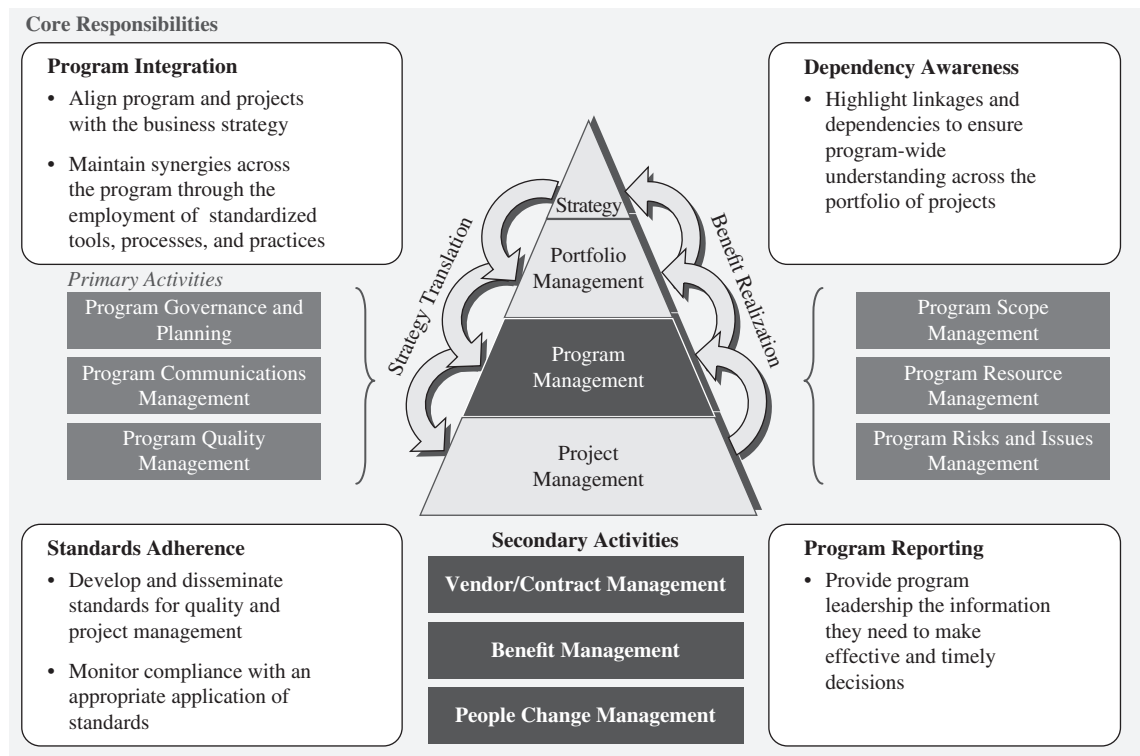
### **Program Management**

In accordance with Project Management Institute's (PMI's) practice standards, a program is a group of related projects managed in a coordinated way to obtain benefits and controls not available from managing them individually. Programs may include elements of related work (e.g., ongoing operations) outside the scope of the discrete projects in a program. Some organizations refer to large projects as programs. If a large project is split into multiple related projects with explicit management of the benefits, then the effort becomes a program. Managing multiple projects via a program may enhance schedules across the program, provide incremental benefits, and enable staffing to be optimized in the context of the overall program's circumstances.

As depicted in Figure 15–29, Deloitte's approach to program management highlights four core responsibilities for the program management function: program integration, dependency awareness, standards adherence, and program reporting. The figure further illustrates additional primary and secondary activities that fall within the scope of work for this function.

While time, cost, and scope/quality are important performance measures at the individual project level, coordination, communication, and sequencing are the factors at the program level that help enable the desired results. This is because program management involves grouping and managing a series of projects in an integrated manner, and not just completing individual projects. In the end, good PM can help to deliver the program





**Figure 15–29.** Deloitte Program Management Framework.

Source: © Deloitte & Touche LLP and affiliated entities.

according to the planned scope. Good program management will also provide a better understanding of the linkages and dependencies between projects and programs across the overall projects portfolio.

## Project Management

At the program level, consistency can breed desirable results. This operating rhythm allows for regular reporting and monitoring across multiple projects. At the project level, that consistency does not always make sense. Internal project variance can be a product of a number of factors:

- Type of project (e.g., strategy development, technology implementation, organizational change deployment, etc.)
- Geographical/organizational scope (e.g., single site, single country, global)
- Project implementation model (e.g., agile, waterfall, iterative, etc.)
- Project team size

These variances lead to different needs and constraints that impact some PM processes. The implication is that enterprise and program guidelines need to be

standardized in some areas while retaining flexibility in others. This balance, when appropriately struck, can enable project managers to tailor processes in certain specific areas (e.g., status reporting, work planning) while still supporting minimum standards of performance overall.

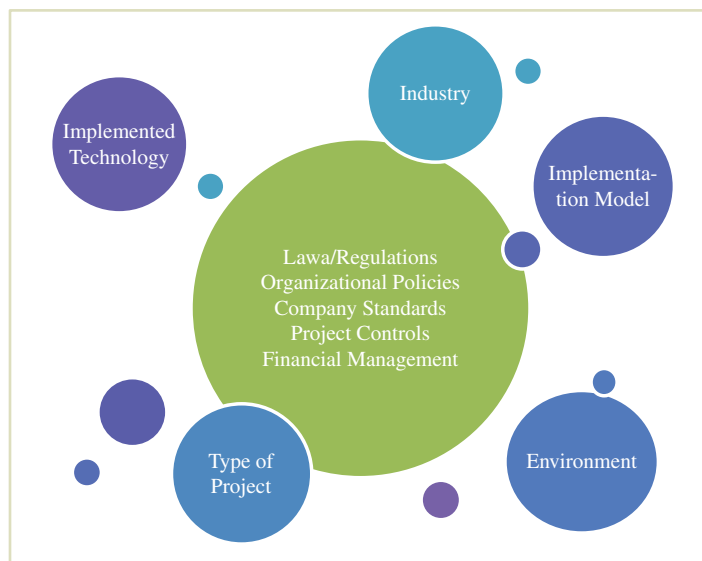
Furthermore, other factors external to the project also drive variability and therefore should be considered. Some of these additional factors include:

- Industry
- Environment (e.g., public sector, regulated, commercial)
- Technology being implemented (e.g., cloud solution, enterprise resource planning, etc.)

Even with so many differentiating elements, a number of processes and guidelines will stay fixed regardless of which PM model is selected. This includes laws or regulations, organizational policies, company standards, project controls, and financial management processes/policies. (See Figure 15–30.)

It is important that the organization understand where variability is required versus where standardization is required and effective. The objective is to make it easier for project teams to deliver solutions well, not to be dogmatic or overly theoretical, to help enable the placement of acceptable safeguards to identify and manage out-of-control situations proactively.

As each project is initiated, the particulars of the project are considered. The result is a tailored set of PM processes that align with enterprise and program standards while reflecting the specific nature of the project itself.



**Figure 15–30.** Comparison of fixed organizational factors versus variable factors.

Source: © Deloitte & Touche LLP and affiliated entities.

## The Methodology

A holistic PM solution is concerned with the definition and delivery of specific work streams within an overall EPM framework. It includes standards, processes, templates, training, job aids, and tools. The more that these components can be standardized, the easier it can be to deploy them; teams understand the expectations, know the tools, and have lived the processes.

Enterprise Value Delivery (EVD) for PM is Deloitte's method for delivering consistent PM solutions to our consulting clients. The method systematically addresses specific components of PM and is a common, standards-based approach supported by leading enabling tools, experienced coaching, and training. This method is scalable and flexible; it can be integrated into other Deloitte methods in whole or in part to address relevant PM issues. It incorporates standards while also allowing for individual projects to tailor the parts that make sense for their individual situation.

Designed to help Deloitte practitioners manage their projects, EVD for PM is:

- *Scalable.* It uses a modular design to increase its flexibility and can fit the majority of projects accounting for a variety of project sizes or scope.
- *Deliverables-based.* It allows for the iterative nature of PM processes.
- *Prescriptive.* It includes tools, detailed procedures, templates, and sample deliverables specific to the management of the project that help practitioners initiate, plan, execute, control, and close the project.
- *Rich in information.* It houses extensive information about method processes, work distribution, and deliverable creation.
- *Based on experience.* It allows practitioners to leverage reusable material developed through the vast industry experience and knowledge of our practice.
- *Based on leading practices.* It reflects Deloitte leading practices and industry research and experience, allowing Deloitte practitioners to share a common language worldwide.
- *Practical.* It provides realistic and useful information, focusing on what truly works.

Deloitte's PM method content is aligned with the PMI's Project Management Body of Knowledge (*PMBOK® Guide*) and SEI's CMMI. Divided into two disciplines of work, PM and Quality Management, the method includes detailed task descriptions, step-by-step instructions, and considerations for task completion essential in delivering a PM solution. Multiple development aids including guidelines, procedures, and tools supplement each task.

A number of benefits can result from consistently applying the defined PM tasks and deliverables:

- Helps project managers see the big picture and accelerates work
- Provides a consistent approach and a common language
- Includes deliverable templates and tools
- Incorporates quality and risk management, making it easier to improve quality and reduce risk of project deliverables
- Can be used to manage programs as well as projects

## The Tools

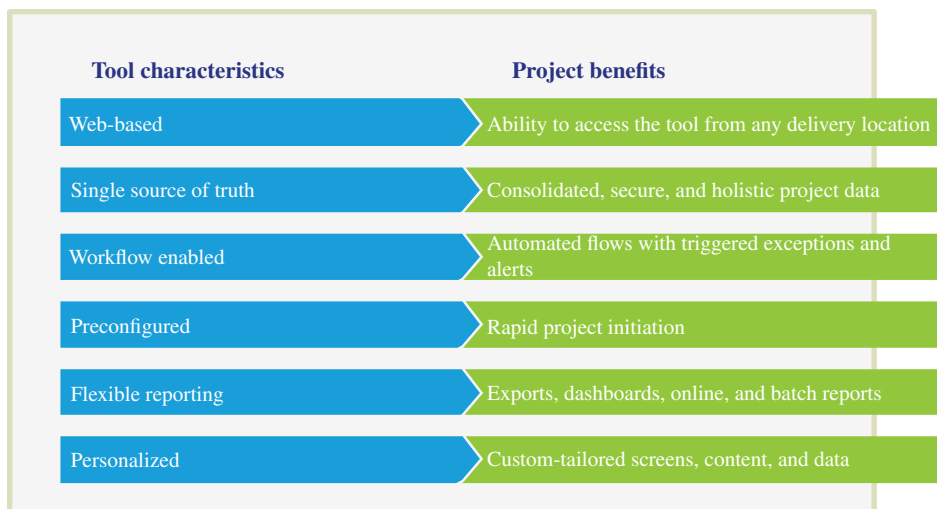
Deloitte has found that leveraging tools focused on enabling PM processes can help drive the adoption of sound PM processes within an organization. There are numerous tools available for organizations to use, and they all have their own sets of advantages and disadvantages. (See Figure 15–31.) Selecting the appropriate tool can help facilitate management consistency throughout the project, but it is important to differentiate between processes and tools. It is less important which tool is deployed, so long as a rigorous process discipline is retained. Having a ready-to-use and leading-edge tool available is extremely advantageous, but the balance is between flexibility (use the appropriate tool for the job) and standardization (regardless of the tool being used, you should do a prescribed set of tasks).

If an organization does not have a tool available to utilize, Deloitte has a solution that may benefit clients. The customized tool provides sophisticated features while being simplistic enough to deploy to a project team quickly. Security is provided in a multitenant environment and practitioners are trained on the tool prior to engaging on a project.

## “Agile” PM

Deloitte’s EVD solution establishes a foundation for performing common PM tasks while providing the flexibility to tailor processes to address known variability by:

- Defining typical usage models for frequent solution scenarios that incorporate the full spectrum of solution components (documentation, training, samples, etc.)
- Providing guidelines to enable projects to leverage the appropriate processes for the specific project circumstances
- Allowing flexibility to define an appropriate governance structure to support the specific risk/cost profile for the project



**Figure 15–31.** Deloitte PM tool characteristics.

Source: © Deloitte & Touche LLP and affiliated entities.

Emerging market conditions have also driven the need to evaluate standard PM processes especially in an “agile” environment. Agile approaches are typically used in projects where requirements are unclear or subject to frequent change, and/or where frequent delivery of solution components with the greater value is required. Projects leveraging an agile methodology perform certain PM processes in a manner similar to projects using waterfall or iterative approaches (e.g., risk and issue management, financial management, and some aspects of status reporting), while others are performed in a very different manner. EVD provides guidance for project managers from both perspectives. Furthermore, for those aspects that are different, it prescribes how they can be approached using techniques that are specific to agile.

Specifically, scope management and work planning and tracking in agile is significantly different than in projects using a waterfall or iterative methodology. EVD for Agile describes how projects develop and manage the product and sprint backlogs and includes guidelines for documentation of user stories that are sufficiently granular to be addressed within a single sprint. It describes the metrics analysis (using velocity, capacity, and burnup/down) that project teams use to size sprints and user stories and to forecast delivery of components, and includes the productivity reports that are used to monitor progress. The important factor is to retain sufficient PM discipline, even if the techniques for managing the work are dramatically different. To summarize, although agile may be vastly different in how a project is executed, basic PM functions still exist, and Deloitte has identified a way to utilize both.

## The Project Team

Even with the most intricate method and set of tools, without a dedicated and trained project team, the project can still falter. Resources with significant PM or program management experience typically function at the Program Management level while resources with limited to no project experience can be found at the project level. With that said, having a PM approach that takes the experience level of the resources into account is essential.

To make resources effective throughout the project, there are a few things to consider in tailoring your PM deployment (as shown in Figure 15–32).

- *Understand the internal change management implications.* Change management processes can be more rigid in some places than others. The project team must be aware of what circumstances to go through the change management process and what information is required at what times. This is critical in ensuring that changes get routed correctly and efficiently. Having to review every change request for accuracy slows down the project and can have an unanticipated adverse effect on project timelines.
- *Start basic activities early.* Recognize that while the enterprise and program management layers are typically staffed by dedicated, full-time PM professionals, project teams typically include operational resources who have little to no actual project experience. Make sure the project team knows what is expected from them and knows the basics. Examples include:
  - How often am I reporting status?



**Figure 15–32.** Key factors for PM deployment.

Source: © Deloitte & Touche LLP and affiliated entities.

- What is the overall project timeline?
- Where can I find scope documentation for this project?

Performing a project kick-off and implementing appropriate process rigor early are instrumental in introducing the team to the specific dynamics of that project. This is when the overall timeline, PM protocols, and roles and responsibilities, among other topics, are presented. At this time, the project team can also start other planning activities including template identification or development.

- *Make it easy to do the simple things well.* For everyday tasks, like storing updated deliverables, recording time or status, or updating the work plan, the effort should be minimal regardless of the level of experience. These activities

should not cause additional overhead to the project. The more time taken to perform simple things, the less productive time there is for the substantial design or build work on a project.

- *Leverage specialists when more advanced PM activities are required.* Certain activities of PM do require significantly more skill and should not be handled by a project novice. These areas center frequently on work planning efforts. Work planning activities occur throughout the project and require a deep understanding of managing dependencies, identifying critical path items, and performing meticulous resource allocation. The activities shown in Figure 15–33 are focused only on the initial development of the work plan. Resources also need to understand what adjustments are required to the work plan as changes occur either to scope or resources.



**Figure 15–33.** Activities required to develop a work plan.

Source: © Deloitte & Touche LLP and affiliated entities.

- *Maintain focus on defined PM processes when things get precarious.* As changes occur throughout the project, sometimes it feels like the project can get out of control. One of the ways to avoid this is to uphold the PM processes that were approved at project initiation. A solid PM discipline enables the project manager to pull the project out of whatever uncertain situations may arise. If managed diligently, the process can determine the overall effect to a project's scope, timeline, resources, or budget. It is critical to maintain the discipline when things are starting to go awry—just when the average person says “I don't have time for that” is when it becomes more critical.

Excellent PM is a result of a clear understanding of the project context. Deployment of standardized processes and tools can make things easier, but only if balanced to reflect the variations of each particular project. Once this balance is determined, it's primarily a matter of blocking and tackling. Communicate expectations and establish disciplines early, so that it becomes second nature. This allows the project team to focus creative energies on building the best solution, which is, after all, why there is a project in the first place.

### **Leadership and Governance**

Additional factors influence an organization's ability to generate value and deliver transformation results that go beyond having the right project and the right PM and portfolio management processes or templates. According to Daniel Martyniuk:

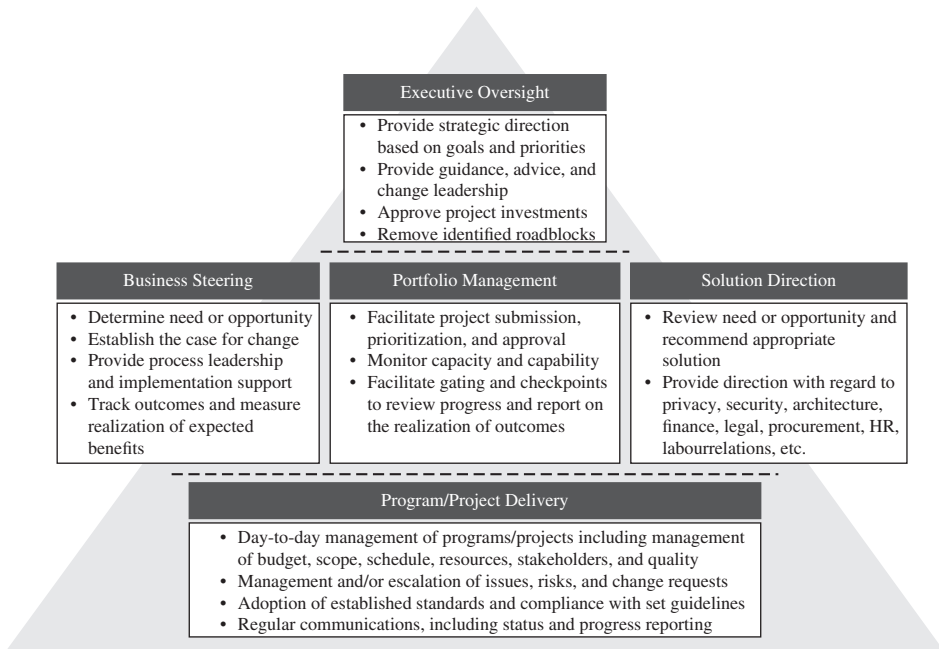
The importance of proper governance, leadership and accountability cannot be underestimated. In my experience implementing project portfolio management, having the right framework to guide project stakeholders through the myriad of decisions that needs to be made on a constant basis is a critical differentiating factor between a project's success or failure.

The main purpose of governance is to specify decision rights, clarify accountabilities, and encourage desirable behaviors. Governance is about bringing the appropriate individuals to the table to have the desired conversation under the relevant process to make the preferred decisions given available information. Governance frameworks depict the structures and processes by which decisions are made, and they define sets of principles and practices for managing:

- *What* decisions need to be made
- *Who* has the authority and accountability for making decisions, and with whose input, *and*
- *How* decisions get implemented, monitored, measured, and controlled

As illustrated in Figure 15–34, effective governance requires strong executive sponsorship, clear “business” ownership, and sound technical advisory to facilitate compliance with established regulations, standards, and guidelines. It also requires some type of benefit and value oversight. This can be done through a committee of select





**Figure 15–34.** Deloitte Project Portfolio Governance Framework

Source: © Deloitte & Touche LLP and affiliated entities.

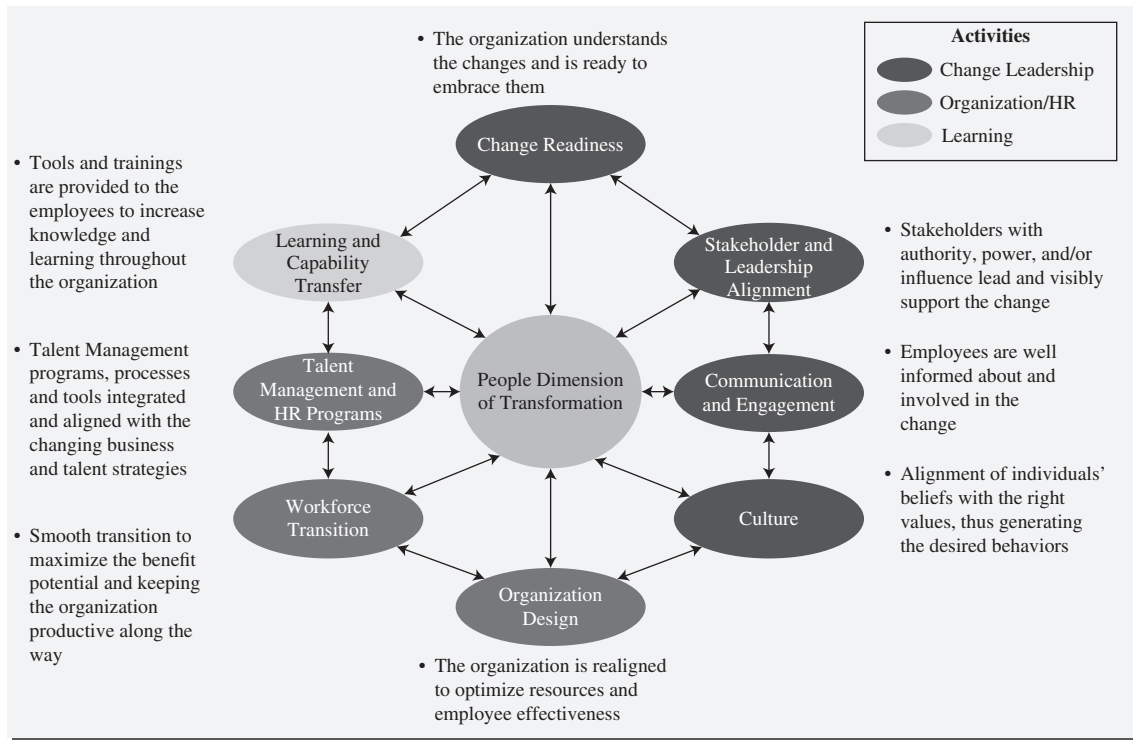
stakeholders who understand the qualitative aspects of a project’s value. Most important, each function of the chosen governance framework should be empowered with the required decision-making authority within their area of responsibility.

**People and Organizational Change Management**

Last, but most important, it is *people* who are the critical element to achieving project and transformation objectives. They are also a leading cause of transformation results falling short. Integrated people and organizational change management, human resources, and learning services should be delivered across the portfolio at the program and project levels to drive consistency, alignment, and effective delivery across the overall transformation effort.

Illustrated in Figure 15–35, the Deloitte People Dimension of Transformation is a broad framework that aligns with the business strategy and can address everything from risk assessment and leadership alignment to behavioral change, communication, training, organizational design, and more.

One of the major causes of a transformation not achieving its desired objectives is the stakeholders’ inability to see and feel the compelling reason for the change. As a result, fear, anger, or complacency can take root and cause resistance. In cases where change is more effective, individuals have a sense of passion. Create compelling, eye-catching, and dramatic situations to help people see and visualize problems, solutions, or progress in addressing complacency, lack of empowerment, or other important issues.



**Figure 15–35.** Deloitte People Dimension of Transformation framework.

Source: © Deloitte & Touche LLP and affiliated entities.

Sustained transformation also requires deep, personal commitment at every level of the organization. Some stakeholders will be co-creators who help shape the transformation vision and plans. Some will be interpreters. Other stakeholders will be consumers of the transformation. Effective transformation requires contributions and involvement from all types of players. Alignment and internal commitment start at the top—leaders should be aligned, willing to seek out resistance, and committed to leading the transformation by example.

Transformation projects usually alter structures, work processes, systems, relationships, leadership styles, and behaviors that together create what we know as organizational culture. Creating the culture the organization wants—or preserving the one it already has—may require a deliberate program that aligns with other transformation activities. Without a conscious effort, it is easy to end up with an organization stuck in between new ways of working and old modes of behavior.

To enhance the investment in new business models, technologies, and processes, a formal and deliberate program of education and skills development for the people affected by the transformation is essential. Yet education and training are usually near the bottom of the transformation to-do list.

Select keys to effectively approaching people and organizational change management on transformation projects include those listed next.

- *Get your stakeholders correct.* Understand how the transformation can affect each stakeholder group as well as specific individuals.
- *Anticipate risks.* Identify pockets of resistance before they surface, along with potential business disruptions and risks that might arise.
- *Assess the situation.* Determine whether the magnitude and pace of change is energizing or paralyzing the organization.
- *Set priorities.* Prioritize activities, tackling the critical barriers first.
- *Influence the influencers.* Identify people within each stakeholder group who command respect, and then get them involved as champions for the transformation.
- *Strive for real commitment.* Understand people's circumstances and aspirations—and then make a concerted effort to accommodate them.
- *Equip leaders to drive transformation.* Equip leaders with the knowledge and skills needed to help their people get through this challenging and often traumatic period. Make leaders the role models for the desired behavior.
- *Recognize there may be winners and losers.* The impact of transformation varies from one stakeholder group to the next, and some may not be happy with the outcome. Understand, engage, and inform all stakeholders.
- *Focus on the things that really matter.* An effective culture is one that creates sustainable business value, differentiates the organization from its competitors, supports the specific requirements of the industry, and helps customers get what they really want.
- *Be consistent.* Things that drive behavior and culture should align with one another. Misalignment simply confuses people.
- *Reinforce.* Align people-related initiatives—particularly rewards and incentives—to help foster the new culture. Establish effective leadership models, and introduce new words and vocabulary that highlight the desired behavior.
- *Retain select staff.* Identify top performers and other select staff who are critical to the organization's future results. Let them know they are not at risk.
- *Capture knowledge.* Establish formal processes and systems to transfer and capture organizational knowledge—particularly for sourcing transformations.
- *Be kind but confident.* Decision makers should be gentle but not show doubts that decisions were required, appropriate, and final.

## Conclusion

The adoption and consistent application of standard project, program, and portfolio management frameworks, as well as the implementation of the relevant governance along with effective people and organizational change management techniques, can lead the organization to the realization of a number of benefits, including:

- *Improved executive decision making.* Enhanced ability to determine which projects to continue/stop, based on correct, up-to-date project status/progress information

- *Financial transparency and accountability.* Improved ability to manage budget under- and overruns and to shift funds within the portfolio to better manage and respond to unforeseen circumstances and changes in priorities
- *Enhanced resource capacity management.* Availability of needed information and data to make effective use of available resources and ability to shift resources within the portfolio to enhance resource utilization across projects
- *Proactive issues and risk management.* Ability to foresee and respond to challenges before they escalate into major problems; a mechanism for bringing select issue resolution or risk mitigation decision/action requirements to the attention of the executives
- *Standardization and consistency.* Apples-to-apples comparison between projects; improved and more timely internal and external communications with staff, clients, executives, and other stakeholders.
- *Increased collaboration and better results.* Enhanced realization of benefits through the joint management of initiatives as an integrated portfolio; cooperation and improved removal of roadblocks to results.

Although not exhaustive, the topics addressed here outline selected critical factors to achieve the desired results that, based on our practical experience, can guide an organization in the “right” direction as it embarks on the road to implement sustained project portfolio management capability to deliver real, tangible enterprise value.

## 15.5 COMAU

---

*In the second edition of Strategic Planning for Project Management Using a Project Management Maturity Model, I stated that the path to maturity can be accelerated with (1) the implementation of a PMO early on in the process, (2) having the PMO report directly to the executive levels of the company, and (3) having visible executive-level support for project management (PM). Companies that accomplish all three of these items seem to outperform their competitors with regard to PM. Such was the case with Comau.*

\* \* \*

Comau is a worldwide leader in manufacturing flexible, automatic systems and integrating products, processes, and services that increase efficiency while lowering overall costs. With an international network that spans 13 countries, Comau uses the latest technology and processes to deliver advanced turnkey systems and consistently exceed the expectations of its customers. Comau specializes in body welding, powertrain machining and assembly, robotics and maintenance, as well as environmental services for a wide range of industrial sectors. The continuous expansion and improvement of its product

range enables Comau to guarantee customized assistance at all phases of a project—from design, implementation, and installation, to production start-up and maintenance services. Comau core competences are spot, laser, and arc welding; sealing; drilling and riveting; machining; assembly and test; monitoring and control; handling and logistics; maintenance services; energy efficiency consultancy; and PM services.

### **Description of the Problem**

During the 1980s, Comau's success began to flourish. As with most successful companies, Comau recognized the opportunities that could come from acquisitions. In the 1990s, Comau started pursuing a strategy of global acquisitions. The problems with managing the acquired companies soon became apparent because each had a different level of maturity in terms of PM, and there were no corporate standards for PM. Until a few years ago, PM in Comau was typically executed in a very fragmented way. There was a general lack of culture, methodologies, processes, and guidelines surrounding the PM process. By 2007, there was an urgent need to implement an efficient and global approach. The goal was simple: to integrate PM knowledge across the entire global company in order to give Comau a powerful competitive advantage.

### **The Solution—"From a Cluster to an Effective Network ..."**

In 2007, Comau decided to reinforce the PM culture by establishing the Contract and Project Management corporate function. As with most companies that understand the importance of PM and recognize the need for executive leadership in PM, the new organization was headed by a vice president for contract and PM. The main guidelines for the organization's mission included:

1. Company organizational development and the implementation of global organizational policies related to PM
2. Reinforcement of the corporate PM policy and Project Management Office (PMO) structure
3. Creation of Comau Project Management Academy—the continuous development of knowledge of both hard and soft skills

Comau correctly recognized the importance of the PMO in achieving this mission. Unlike less mature companies, Comau viewed itself as a solution provider whose goal was satisfying the business needs of its global customers. The Contract and Project Management Office was therefore considered as an internal business solutions provider.

Comau approached the three main guidelines as described next.

### **Company Development and Implementation of the Organizational Policies**

During 2007, a global PM policy was developed together with an intensive training program based on the *PMBOK® Guide*. Project management benchmarks were established to measure the company's maturity level, and an action plan was created to continuously improve the maturity process. The global policy, which would be applied across the entire Comau global enterprise, was a PM policy describing the tasks that all the project teams must perform. The policy was directly connected to PMI's *PMBOK® Guide* best



**Figure 15–36.** Comau worldwide.

practices. It should be noted that the company decided to integrate contract management and PM into a single unit. Comau was convinced this was an important innovation and that it would produce positive results for the company at large.

### **Reinforcement of the Corporate PM Policy and PMO Structure**

Today the Comau PMO portfolio consists of a multimillion-euro revenue group covering global automotive commercial vehicle, renewable energy, and aerospace projects carried out in more than 30 countries. The Comau PMO coordinates the efforts of each of the regional PMOs: PMO North America, PMO South America, PMO Europe, and PMO Asia. To better follow the business in operations, Contract Management was entitled to the Sales and Proposal Teams, supported by dedicated people from the legal department. The Comau global organization is shown in Figure 15–36.

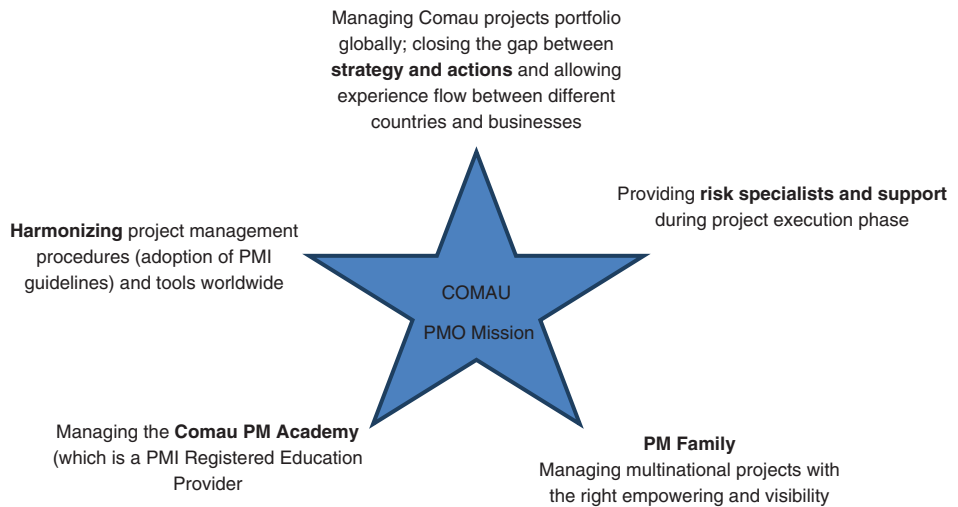
The Project Management team, international experts in project, program, and portfolio management, is included as part of the Project Management Family and is composed of project managers, program managers, project planners, and dedicated team members from company functions. The missions of the Comau PMO are shown in Figure 15–37.

### **Creation of the Comau Project Management Academy**

In 2007, we established a specific organizational entity aimed at developing culture and skills in PM: the Comau PM Family, which is the community of Comau PM Professionals. We also understood that it would be effective to have a structure with the specific responsibility to enhance this community. Thus, the Project Management Academy was launched.

Since the beginning, the PM Academy objectives have been to:

- Spread PM knowledge and culture throughout the company
- Analyze the training needs of Comau organizations



**Figure 15–37.** Comau PMO missions.

- Design specific training activities for our professionals in PM
- Organize initiatives (conferences, workshops, etc.) to foster the dissemination of PM know-how

To support Comau’s mission, the PMO first prepared a high-level roadmap for 2007 to 2009 that included the following:

2007

- Perform benchmarking and maturity baselining.
- Define the concept of the PMO.
- Develop operational policies for PM.
- Develop PM training programs.

2008

- Establish a corporate PMO.
- Establish regional PMOs.
- Implement innovation actions according to the maturity assessment.
- Establish the Project Management Academy as a PMI® Registered Education Provider.

2009

- Manage ongoing activities for projects, programs, and projects portfolio.
- Perform external benchmarking on PM maturity.
- Expand the activities of the Project Management Academy.
- Manage selected strategic and special projects.

As stated previously, Comau viewed the PMO as the primary mechanism for providing internal business solutions. Some of the benefits achieved by Comau included:

1. Customer recognition as the number one integrator of complex work, thus adding value to the value/supply chain.

2. Development of a high-standard, international class-compliant PM culture and approach
3. Better support for the sales team resulting in increased project success through proactive project planning and risk reduction strategies.
4. Development of a culture capable of synchronizing language with Comau customers, reducing misunderstandings within project definitions and executions, and supporting trust-oriented communications throughout the projects.
5. Development of one of the best workload optimization techniques capable of reducing costs for customers.
6. Development of a shared technical language when working to standardize a global approach (e.g., WBS Powertrain Italy and France). This enables Comau to exchange parts between products and project teams in different countries, thereby achieving better planning, execution, cost control, and workload planning and more balanced risk management, communications, and quality.
7. Identification and the management of out-of-project-scope situations, which results in better benefits for customers, Comau, and providers.
8. Optimization of processes and reporting systems, which reduces wasted time and creates more time for managing critical issues.
9. Contribution to the company-wide integration of work and processes, sharing information, visions, and strategies, which includes the start-up of strategic projects.
10. Creation a strong team of high-skilled managers, a real professional Community of Project Managers, capable of supporting difficult projects and high-pressure situations.

The corporate PMO business model is shown in Figure 15–38.



**Figure 15–38.** Comau PMO business model.



Comau PMO is actively managing the global portfolio of projects, reporting to the CEO and working to achieve the highest degree of alignment between PM and business strategy by means of business intelligence and dedicated key performance indicators (KPIs), as shown in Figure 15–39.

The PMO team has become the change agent inside each of Comau’s organizational business units. The result has been several quick-win solutions. Comau has been able to get better control of its indirect costs while providing value-added opportunities for both the company and its global customer base. All managers are now delegating authority to a greater extent than in the past, and vice presidents and regional managers are functioning as strong project sponsors.

A second high-level roadmap has been developed for 2010 to 2016 including the following objectives:

#### 2010–2013

- Develop at a worldwide level the concept of the contract management.
- Increase portfolio management.
- Develop PM training programs for external customers.
- Develop the concept of risk management at worldwide level.
- Develop global portfolio management rules and methodologies.

#### 2013–2016

- Develop global PM process.
- Harmonize and assimilate a project/risk management common language in Comau worldwide.
- Develop a risk management global culture.
- Develop PM processes for the asset management business.
- Creation of an organization to manage company strategic initiatives.
- Develop a program to improve customer site management efficiency.
- Develop a program to improve project timing management across different functional roles in the PM team.

Figure 15–40 shows the current global structure of the PMO from the geographical point of view.

To ensure concrete operational effectiveness, completely geared to guaranteeing quality in PM, it is necessary to create an efficient mechanism of “osmosis” between areas of intervention, emphasizing the strength of their synergic management and maintaining integrated vision and control. By building on this level of mature awareness, we at Comau proudly face, on a daily basis, the difficulties that the business of the future has already put in our path.

### **The First Comau Global PM Process**

A high degree of fragmentation at international level along with business sustainability problems led Comau to think about PM as an integration tool. As a result, common language and tools have been developed and spread across the organization.

Today, the high occurrence of multicountry projects—for example, a global client issues an order to Comau Inc. for an automated line to be placed in a plant in India. Comau

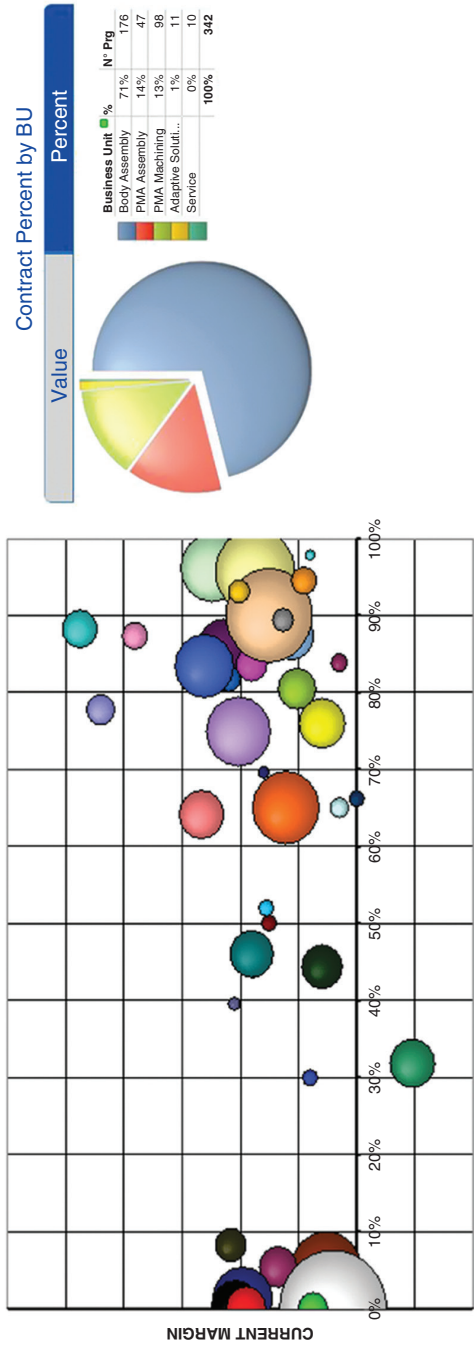


Figure 15-39. Comau portfolio management.

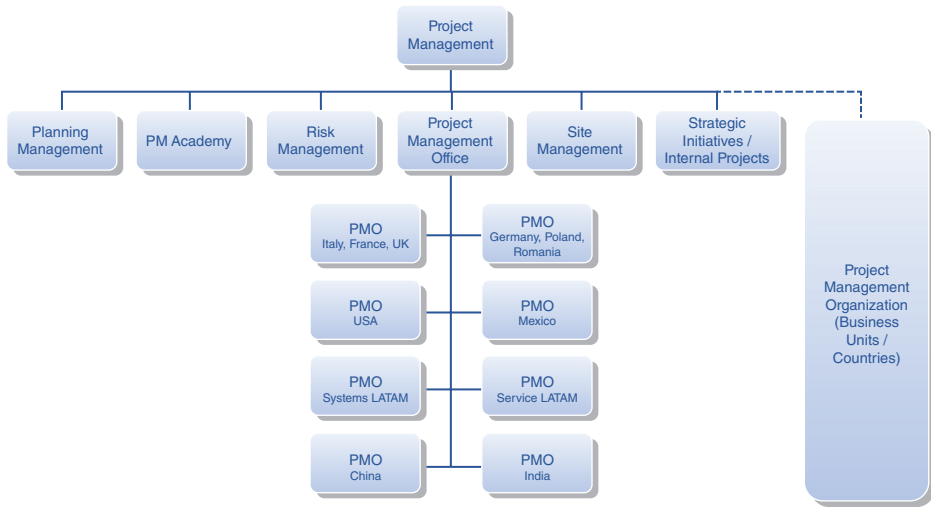


Figure 15–40. PMO geographical presence.

Inc. develops the engineering of the plant while Comau China performs manufacturing and Comau India manages the installation—and the creation of global business units has led to a much greater degree of integration, forcing Comau to take a step forward.

It therefore became necessary to review the PM processes with the aim of harmonizing our way of working and managing projects throughout the entire organization.

To this extent, the Quality Department Office and PMO jointly sponsored an initiative to produce a global revision of the PM processes (see Figure 15–41), which was accomplished by cross-functional and cross-country teams, coordinated by the corporate PMO.

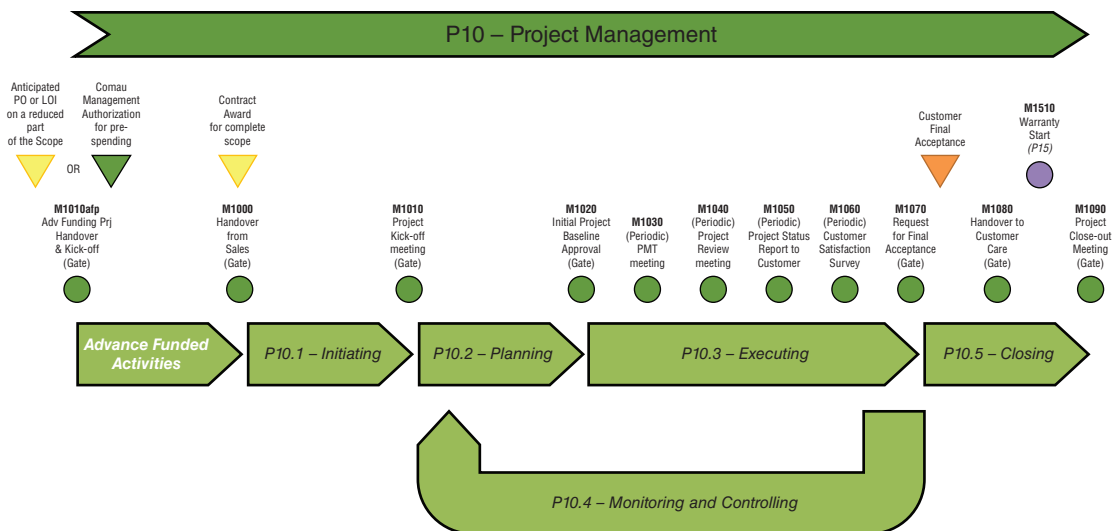


Figure 15–41. Comau global PM process.



Figure 15-42. Project management process sources.

We based the creation and development of global PM on the following sources (see Figure 15-42):

- Local PM processes in use in the different Comau branches
- Comau lessons learned
- PMI model
- Comau Global Policy of Execution

In order to ensure the creation of a real global process, we used the paradigm shown in the Figure 15-43.

The Paradigm Pyramid has “Policy” on the top (at the sector level) which inspires the development of Global Procedures/Processes, “Operating Instructions” (at the global level), and the application of “Local Procedures/Operating Instructions” at the country level.

### Comau Approach to Risk Management

In 2006, Comau started addressing risk management with a more focused, strategic approach, recognizing it as an essential part of the successful completion of projects. A risk management aspect was included in the PM Policy, thereby introducing the general rules for planning, assessing, handling, and monitoring variable factors to ensure favorable outcomes.

The increased organizational complexity and international scope of order management made it necessary to find more structured and refined tools for managing uncertainties. Consequently, in 2010, we created a Risk Management Office as part of Contract

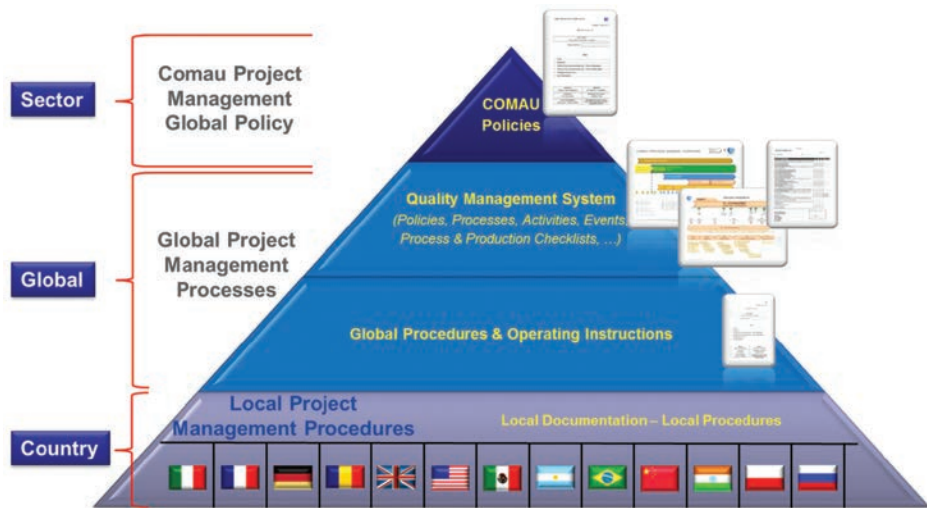


Figure 15-43. Project management process paradigm.

and Project Management. Its purpose is to better cope with the worldwide business environment and the increased project size and complexity, and provide internal support and governance to all ongoing projects/programs in the different business units and countries. Its task is to improve risk management and to collect and review lessons learned during the life cycle of Comau's projects.

Assuming that effective risk management should be proactive, it is fundamental to identify issues that can potentially impact a project and work to diminish their consequences rather than simply reacting as issues emerge. As such, specific responsibilities of the Risk Management Office may include:

- Define corporate risk management rules
- Improve risk management approach throughout the project life cycle
- Perform project risk assessment (Project Health Check)
- Provide support to business unit/profit center for risk management in the bidding phase
- Provide support to business unit/profit center for risk management at the portfolio level

In 2011, following the need to harmonize the risk management approach throughout the worldwide organization, a common Risk Register tool and process were created and disseminated within the complete Comau organization.

Starting in mid-2012, as part of the opportunity to define the new Global Project Management Process, the Risk Management Processes and Rules have been established and included in the standard Comau processes. In this environment, Risk Management Offices act as providers of training and tips to support the teams during the start-up of risk management activities on relevant projects.

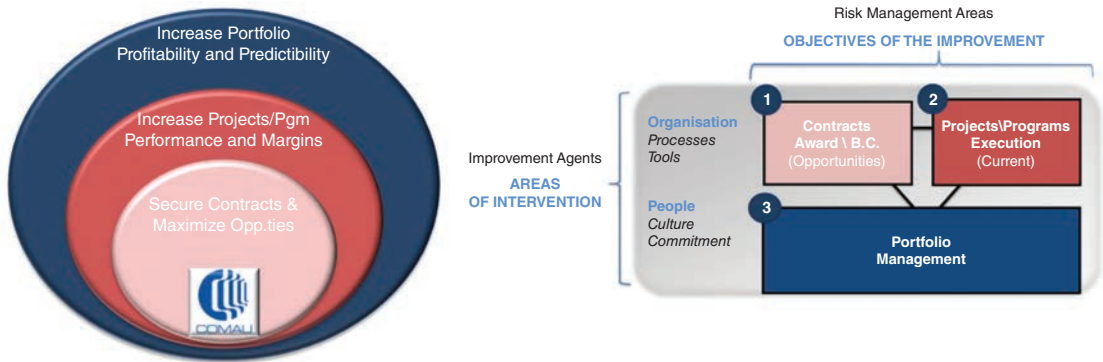


Figure 15-44. The Comau Risk Management Program.

Starting in mid-2015, Comau decided to move a step forward in the integration of risk management practices and approaches into its portfolio governance and funded an internal initiative in the form of an innovation program called “Reinforcing Risk Management Practice and Enhancing Its Effective Application,” aimed at improving in the field at different company levels (contract sales, project execution, and portfolio management) and with a global perspective (see Figure 15-44).

The business need at the origin of the program is for Comau to create and preserve a chain of value among the different company levels by reinforcing risk management and considering it a means to drive correct decisions, not just a control tool (see Figure 15-45).

That need arises from the awareness that the automotive industry and its context have undergone deep changes in recent years; today projects are very complex, and the market is demanding and highly competitive: Effective investments and selection of business opportunities as well as the increased certainty of delivering performance according to targets is key.

Following the roadmap planned in 2015, the Risk Management Office for each of the core company areas developed and implemented improvements as follow:

*Sales Risk Management (New Contract Acquisition)*

- Implementation of a robust risk assessment within the sales process focused on the identification of historical//systematic risks and their mitigation before any contract coming into force. (See Figure 15-46.)

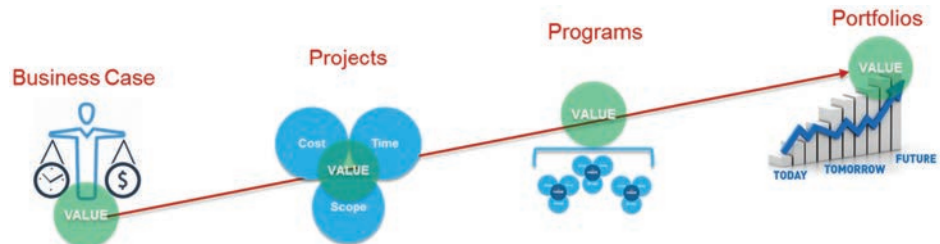
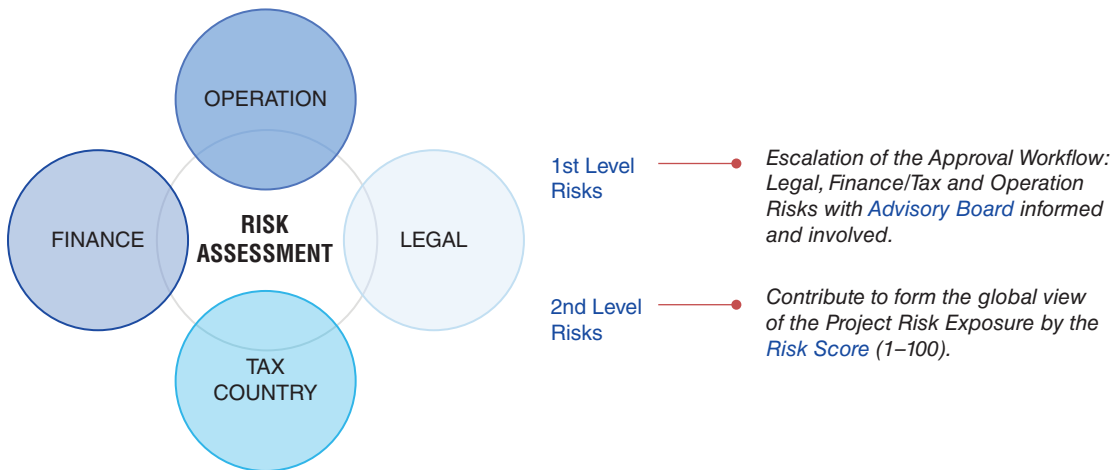


Figure 15-45. Generating and preserving the company value chain.



**Figure 15–46.** Risk management for new contracts//opportunities.

- Implementation of a wide binding offers approval workflow with the creation of risk advisors.

#### *Project/Program Risk Management (Contracts Execution)*

- Implementation of a lean Global Operative Instruction (GOI) for project risk management; definition of roles and responsibilities, milestones, and gates integrated with the PM process, risk standard metrics (probabilities, impacts, and exposures) and risk mapping.
- Implementation of a lean tool for the management of project risks named the Project Risk Register Portal (PRRP) housed in a content management system (CMS) to be the unique workplace for the project team (see Figure 15–47).
- Definition of KPIs to measure risk management effectiveness for each project, establishing objectives to seek continuous improvements.

#### *Portfolio Risk Management*

- Development and implementation of a portfolio risk report (by business unit, region, country, etc.)
- Growing the company risk culture
- Development and delivery of risk management training for project and sales management professional families

### **Comau Project Management Academy**

The first challenge the PM Academy had to deal with was its international nature: It had to provide a useful service for Comau companies in all the countries. To reach colleagues all over the world, we



Figure 15-47. Global operative instruction and Project Risk Register Portal.

decided to create a knowledge exchange network that would be enriched by their contributions. In fact, the academy promotes the direct involvement of Comau PM experts to share knowledge and expertise. People performing day-to-day PM tasks have the best perspective on how to develop effective PM. The second challenge the PM Academy had to face was the need to be a cooperation center. The teaching staff is made up of qualified project managers who deliver training and support to PM professionals. In other words, the Comau PM Academy is “open”: Everyone in the company can participate in it (it is just a question of skills and interest). The goal of this approach is to achieve mutual growth: Involved individuals increase their skills and knowledge; the PM Academy receives a constant supply of new “vital blood.”

The Comau PM Academy is able to offer training on several topics:

- Courses on the essentials and fundamentals of PM (for team leaders and junior project managers)
- Specialized courses (for experienced project managers)
- Direct cooperation activities to support projects and the PM family (seminars, workshops, coaching, mentoring, insights)
- Training about risk management (either basics and advanced)
- Workshops to develop the ability to manage projects in a multicultural context
- Training to support PMP exam preparation

### The PM Academy and PMP certification

Since Comau chose to adapt its own PM processes to PMI standards and recommendations, the PM Academy’s activities are PMI compliant as well. So it was a natural progression for us to apply to become a PMI® Registered Education Provider. The PM Academy has been a REP since 2008.

Thanks to this recognition, our academy can provide valuable training to support project managers in obtaining the PMP® certification. As a consequence, the academy has had to face a new challenge: to deliver training not only to Comau employees



but also to customers. Today our educational activities are appreciated and requested because they mix qualified content, good methodology, and the concrete professional experience of our trainers (validated PM professionals).

### **The PM Academy Structure— Main Areas of Interest**

The original basic conceptual model at the foundation of the PM Academy is a change management structured approach. On the basis of it, if you want new practices to take root, you have to deal with several domains at the same time. For this reason, the academy deals with the following areas:

- *Knowledge.* It examines and studies internal and external good practices, and explores the most valuable PM literature.
- *Training.* It designs and delivers educational programs and activities (for internal and external needs).
- *Development.* It manages a model to assess and support Comau PM staff.
- *Communication.* It organizes specific events to share and spread knowledge.
- *Community.* It encourages the development of a professional network and the creation of a positive professional environment.
- *Maturity.* It supports people in their sense-making of changes in culture and work approaches.

Organizational improvement success can come only if the previous dimensions are looked at altogether and if dependencies between them are addressed: PM Academy strives to achieve this result.

### **Comau Academy**

For over 40 years, the Comau Academy has organized advanced training courses for executives, professionals, graduates, and students that are designed to create new skills for industrial automation and digital manufacturing. Comau Academy's teaching programs target three types of participants: companies and professionals, young talent, and students and kids.

For companies and professionals, Comau Academy offers the new executive master's degree in manufacturing automation and digital transformation that responds to the growing demand for new Industry 4.0 skills and professional growth using a 360-degree approach (see Figure 15–48).

The young talent offering is dedicated to training of young university students from around the world and is conducted in collaboration with leading international institutes and universities. Among other degrees, Comau Academy offers special master's degrees in industrial automation. The Project and People Management summer school is a 10-day intensive training program designed to meet the needs and future challenges of the working world. It is structured in four different editions, conducted in four different countries (United States, China, Italy, Brazil), and involves students from the best worldwide universities together with the best Comau managers (see Figure 15–49).

For students and kids, Comau Academy organizes courses that allow students to obtain a robotics license and to participate in the Robo-School laboratory program



**COMPANIES & PROFESSIONALS**



*Executive Master  
Manufacturing  
Automation  
& Digital  
Transformation*



*Professional  
Training  
Project  
Management  
Catalogue*



*Professional Training  
Robotics  
Catalogue*

**Figure 15–48.** Comau Academy: companies and professional.

designed for students in primary and secondary schools. It’s an innovative initiative, through which the students will use a robot within a classroom setting. e.DO, the educational robot, as a valid teaching tool, is able to make more intuitive and attractive the normal study subjects such as mathematics and art (see Figure 15–50).

**Multicultural Project Management**

Ninety percent of project teams in Comau projects are multicultural. For this reason, Comau has had to cope with problems people have




**YOUNG TALENTS**



*Specializing Master  
Industrial  
Automation*

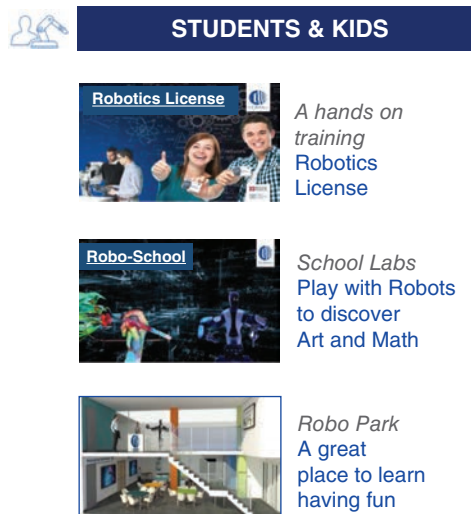


*Summer Schools  
Project & People  
Management*



*University Courses  
- Ready to Work  
- Leadership  
& Management*

**Figure 15–49.** Comau Academy: Young talent.



**Figure 15-50.** Comau Academy: Young talent tools.

in cooperating when they are from different cultures. Hence the idea to develop a specific program to provide project managers with tools that may help them in the building and managing of their teams.

We may refer to them as “soft tools” because they are conceived in order to develop project managers sensitivity about human factors impact to successful teamwork. This is a real challenge for project managers: being able to combine a systematic approach based on PM technical skills with human sensitivity for different models of value, ethics, and respect. If they want to achieve that, project managers need to look at themselves in a different way, as multicultural agents, active players with the responsibility to find strategies to integrate people across cultures.

### **Comau Unveils Its Best Practices**

The long activity of developing people and processes resulted in the dynamic story of what Comau has achieved and what methodology was developed. In 2013, Comau published the *Project and People Management—An Operational Guide*, which is the story of a successful change in mentality mixed with the concrete processes and tools used by Comau people in their daily project activities (see Figure 15-51).

A second book was published in 2015, *Managing Challenges Across Cultures—A Multicultural Project Team Toolbox*. It is based on the firm belief that culture is not only the result of a university education, but is also cultivated and developed in the workplace, every day, and then spread profitably outside the company perimeter.

The book opens with introductions by Professor Domenico Bodega, Università Cattolica di Milano, and Professor Harold Kerzner, of the International Institute of Learning. Afterward, there is a three-way discussion regarding the development of business strategies, PM, and the enhancement of people, led by Mauro Fenzi, CEO



Book on Project Management published globally in English, Chinese, and Italian



Book on Intercultural Management published globally in English, Chinese

**Figure 15–51.** Comau publications.

of Comau, Donatella Pinto, head of Human Resources at Comau, and author Roberto Guida, head of PM at Comau. David Trickey and Ezio Fregnan also examine key issues regarding intercultural behavior in a multinational context.

The book presents itself as a useful and practical toolbox that provides organizations, not just businesses, with practical instruments for immediate use in the management of projects requiring the collaboration of teams composed by people of different nationalities.

### Some Lessons Learned

The true success of a project is based not only on profitability but also on knowledge that can benefit the entire corporation. Comau has created a list of lessons learned during its international projects.

- The ability to share best practices and organizational standards is even more important when working globally. It allows the exchange of information, workload sharing, resource leveling, and the like.
- People's participation is critical. It is difficult to get people to understand the future benefits of managing a project and the importance of effective participation because it is related to personal knowledge, experiences, and empowerment. The ability to get people to participate is critical for change, speed, and buy-in.
- The development of quick wins is an important driver for business success
- Making people feel confident about the future is a buy-in driver. Today the importance of PM as a business solution for a global company is a strong driver for the PM family.

- More effective communication, transparency, and use of the open-door philosophy are strong drivers.
- Developing the PM and program management approach is important but not enough; the whole company must understand the business model of management by projects.
- Education in effective leadership is a key issue on a daily basis.

The PM approach has demonstrated that other functional groups must be equally receptive to the acceptance of PM, thereby reducing barriers and creating better products.

## 15.6 FLUOR CORPORATION: KNOWLEDGE MANAGEMENT FOR PROJECT EXECUTION

---

**Fluor Corporation Background** Fluor Corporation is one of the world's largest publicly traded engineering, procurement, construction, maintenance, and project management (PM) companies. Over the past century, Fluor, through its operating subsidiaries, has become a trusted global leader by providing exceptional services and technical knowledge.

Consistently rated as one of the world's safest contractors, Fluor's primary objective is to develop, execute, and maintain projects on schedule, within budget, and with excellence. Fluor is a FORTUNE 500 company and is ranked number 1 in the "Engineering, Construction" category of America's largest corporations. In addition, Fluor ranks number 1 on *Engineering News-Record* magazine's list of Top 100 Design-Build Firms and number 2 on its Top 400 Contractors list. For Fluor's clients, this recognition emphasizes Fluor's ability to successfully execute large, financially complex projects around the globe.

Fluor's revenue in 2012 totaled a record \$27.6 billion, up 18 percent from the previous year. New awards were \$27.1 billion, and the company's business backlog at year-end was \$38.2 billion. Through their individual and collective expertise, Fluor's global workforce of more than 43,000 employees provides cost-effective, intelligent solutions in a timely manner.

Fluor maintains a network of offices in more than 25 countries across six continents. This workforce provides Fluor with the capability to execute diverse scopes of work on projects, both large and small, and the flexibility to staff projects in accordance with project needs.

Fluor serves clients in a wide variety of industries, including oil and gas, chemicals and petrochemicals, commercial and institutional, government services, life

sciences, manufacturing, microelectronics, mining, power, telecommunications, and transportation.

Fluor is aligned into five principal operating segments: Energy and Chemicals, Industrial and Infrastructure, Government, Global Services, and Global Supply Chain. Fluor projects include designing and building manufacturing facilities, refineries, pharmaceutical facilities, power plants, and telecommunications and transportation infrastructures. Many of Fluor's projects are the largest and the most remote, complex and challenging capital projects in the world.

### **Knowledge Communities in Support of Global Project Management**

Fluor's business environment is global, mobile, cyclical, and collaborative. Employees are located across the globe and must work together closely for distributed project execution, when multiple offices around the globe work on the same project concurrently. Workforce scarcity and mobility is a reality at Fluor, and access to experts from anywhere around the world is critical to its business environment. In addition, due to the organization's aging workforce, knowledge retention is an increasingly important issue.

Through our knowledge management (KM) capability, Fluor integrates and leverages the collective intellectual capital of our employees for project execution excellence. Our vast knowledge base, called Knowledge OnLine<sup>SM</sup>, enables employees throughout our worldwide offices to access our corporate knowledge and contribute their own knowledge and expertise. This system promotes collaboration and provides a systematic way to capture, share, and reuse the company's knowledge. To support global project execution, Fluor organizes around knowledge communities, and its Knowledge OnLine technology platform allows the distribution of work without moving people around. Fluor's KM technology platform is positioned as the delivery mechanism for all practices and procedures, training material, collaboration, and expertise location. The overall strategic direction for knowledge retention, sharing, and collaboration tightly links with Fluor's business environment.

At Fluor, we define KM as the way the organization identifies, creates, captures, acquires, shares, and leverages knowledge—it is a culture and management process, not a product or simply an information technology installation. Knowledge communities are designated networks of people who share information and knowledge. Community members share, collaborate, and learn from one another face to face or virtually. Communities are held together by a common goal and desire to share experiences, insights, and best practices within a topic or discipline using shared norms and processes. Communities are also accountable for capturing best practices and stewarding a body of knowledge on behalf of the organization. Communities at Fluor are formally launched and have community leaders, managers, and designated experts.

Fluor's KM efforts have received several third-party awards for excellence, including the North American and Global Most Admired Knowledge Enterprise (MAKE) Awards, achieving "Hall of Fame" status for creating an environment for collaborative knowledge sharing. These awards recognize solutions that systematically leverage an organization's knowledge and people to measurably improve organizational responsiveness, innovation, competency and efficiency. In addition, Fluor's approach has been featured in the *Harvard Business Review* and the *Wall Street Journal* and in other books and articles.

Most of the targeted workforce is involved in one or more knowledge communities, sharing knowledge globally, enabling work processes, and bringing new people up to speed quickly. Fluor encourages knowledge-sharing behaviors across the organization. Any employee can join one or more knowledge communities and can post a question or answer a question. Answers to forum questions are usually received within 24 hours of posting—in keeping with Fluor’s promise of dependable and responsive communities—ensuring that all employees can have a high degree of confidence in the system.

Today, there are 49 established knowledge communities in the organization. Fluor has 30,000 active community members dispersed globally, and over 4,000 subject matter experts (SMEs) in over 1,200 subject areas within those communities. There is a high volume of community activity; there are more than 10,000 searches daily, 2,600 attachment views or downloads daily, and 10,000 forum reads on a weekly basis.

### **Knowledge Management Strategies to Support Project Execution**

Fluor has a strong history of knowledge sharing, much of which is attributed to a culture that consistently supports such behaviors. The passion to build careers and knowledge is at the heart of Fluor’s business. The organization promotes a culture that is based on sharing knowledge across a network of employees. Leaders play an important role in sustaining this culture.

Fluor’s formal KM process began in 1999, when it launched its KM strategy. Fluor used a two-pronged approach by implementing both a codification strategy and a personalization strategy:

- The *codification strategy* involves documenting the knowledge and storing it in a database. The emphasis here is on knowledge reuse.
- The *personalization strategy* focuses on connecting people to people, creating people networks, and emphasizing customized solutions to unique problems.

Fluor’s aim is that new content should be moved quickly from a personalization focus into a codification focus in order to enable reusing the knowledge that is gathered.

One way that Fluor keeps communities relevant is by updating content on a regular basis. The organization implemented processes to ensure that communities frequently review and revise content. Each community is expected to take responsibility for its intellectual assets.

Why use this two-pronged approach? The KM team realized that emphasizing explicit knowledge over tacit knowledge would not have worked because it would have been looked on as “just another tool.” Yet focusing solely on the tacit knowledge would have resulted in a lack of documented knowledge and a lack of global, cross-functional impact.

### **Enterprise Projects, Enterprise Thinking**

Fluor’s approach to KM is unique, requiring enterprise thinking and a global mind-set—an approach rarely seen in other organizations. This approach is taken to support Fluor’s global projects. At Fluor, every employee has access to every community, a rigorous community deployment process is followed, community performance measurement and

auditing programs are in place, and knowledge-sharing behaviors are integrated into all aspects of company operations.

Fluor's enterprise-wide KM vision was to have one technology solution that included communities with integrated content, discussions, and people profiles to promote a global mind-set. Leveraging the collective intellectual capital of all employees to support business strategic direction was a key objective. Communities were designed to provide optimal solutions to customers by sharing knowledge across geographic and business-line boundaries, using a robust search capability, and allowing global access. Enterprise-wide KM was also targeted to enhance the skill sets of employees through ready access to knowledge, training material and by connecting them to expertise. Finally, enterprise-wide KM protects intellectual property in the organization. The system monitors activity to safeguard intellectual property.

### Knowledge Communities: Where People Gather

Knowledge communities are supported by leaders, knowledge managers, a global core KM team, and subject matter experts. A centralized KM team oversees community activities and works closely with leaders, knowledge managers, and subject matter experts across the enterprise.

Fluor utilizes a strong governance model, as shown in Figure 15–52, for community creation, defining community objectives and measuring performance. Fluor has observed other organizations that offer an ad hoc community creation model or offer a core set of templates developed by the KM team to any group interested in creating

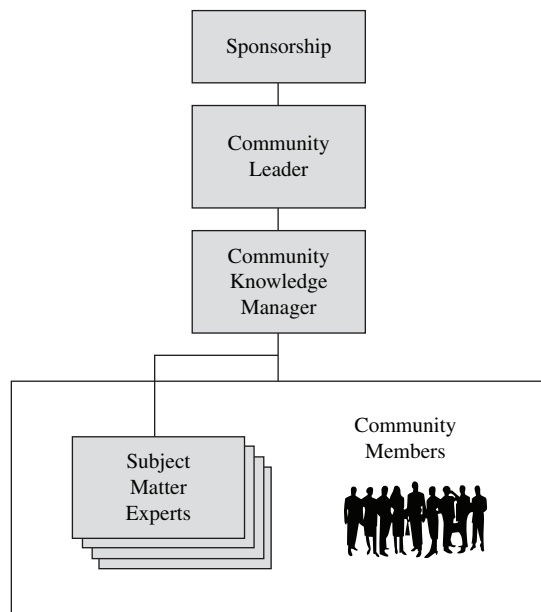


Figure 15–52. Fluor governance model



a community. Experience has shown these open community creation models result in ineffective and redundant communities.

Fluor's enterprise-wide approach to KM requires an expanded mind-set for deploying and maintaining performing communities beyond what is required when the KM approach is targeted to a segment of the company, is regional, or is not open to all employees. Fluor applies four enterprise thinking concepts across its KM program:

1. *Stewardship*. This involves taking responsibility for the intellectual assets entrusted to the community (people and explicit content); not managing content that should be managed by another community; reporting gaps—don't create it unless you really own it, and if you own it, keep it up to date.
2. *Member's-Eye View*. Creating an environment that allows all employees to "get it" without expending excess effort. Something may make sense while self-contained in one community, but from a member's-eye view (and across the enterprise), it can be confusing, so we help employees think about how to solve engineering and business problems, not how to decipher custom community (website) navigation.
3. *Client Credibility Test*. Expect that a client will see the information. Have frequent live demonstrations to potential customers.
4. *Community Franchise Expectations*. Support the Fluor KM brand, be a leader among community peers, leverage KM best practices across communities, and create pride across all communities.

Knowledge communities do have flexibility: Each community establishes its own objectives that are aligned with the overall organization strategy but specific enough to define what the community of people needs to achieve in order to support the strategic direction. Community leaders are the highest authority within the function. In this leadership role, they are responsible for improving overall performance within their respective functions; selection, implementation, and updates of best practices; selection and support of software tools unique to their function; and functional people development. They make up a network of functional community leaders (Global Excellence Leaders) who create consistency across functions.

When a new knowledge community is launched, it goes through a management process that includes the following concepts over a period of time determined by the urgency of the community leadership:

- Readiness assessment
- Community leadership strategy
- Community kickoff
- Community structure
- Content collection concepts
- Priority content identification
- Content collection update
- Launch strategy
- Community launch
- Deployment to performance transition
- Community performance plan

- Ongoing performance meetings
- Initial deployment
- Performance

Within each community, a structure of categories is established based on core competencies, as stewardship of the explicit assets is critical. This approach includes creating a process to have an expert review and approve new content, expert review and update of content as it reaches a review date, and dependable and responsive expert answers to questions in discussion forums.

Community performance is measured by how well a community meets its objectives. Within the technology implementation, numerous statistics are collected. These statistics, while not a real measure of performance, provide an indication of activity levels and usage and track some levels of compliance.

**Expertise Forms the Backbone of the Knowledge Community** Real-world experience is no substitute for an application or algorithm. Fluor's network of SMEs) forms the backbone of the company's knowledge efforts. Engaging these experts is critical to community, project, and company success. These SMEs form the nucleus of every community. The frequency with which an SME participates in a community impacts the quality and quantity of community content. Experts are chosen by the leaders of each community—people can't just declare themselves experts; they have to be recognized by others as such. SMEs receive KM process training that communicates critical expectations so they can function effectively. They subscribe for automatic discussion notifications and receive updates when documents require review or feedback. Aligning content and forums with areas of expertise makes it easier to automatically notify SMEs when their expertise is needed.

**Success Story: Access to Design Alternatives Saves Project 1 Million Euros**

A process engineer in a startup office in the Middle East was looking for alternatives to a costly piece of equipment that was in the design basis of the project. He wanted to challenge the need for the piece of equipment, because it came at a very high total installed cost to the project.

Although he was in an office without all typical functional resources, through access to Fluor's global knowledge base, he was able to access design manuals, obtain expert responses to forum questions, and review past project references. This resulted in him being able to recommend the elimination of the expensive equipment, which saved the client 1,000,000 euros plus additional operational and maintenance costs.

The client was so pleased by the short response time and the quick access to Fluor's worldwide knowledge and expertise that it awarded a new 700,000 euro work order for a similar study at another facility.

The SME Protégé Program is another platform designed to promote early engagement of future experts. The program pairs entry- and midlevel employees with senior-level experts and promotes accelerated learning. SMEs work with employees to create relationships, discuss project technical areas, develop new knowledge, review existing knowledge, and help answer forum questions.

**Leadership Is the Key to Success**

Effective leadership is the best predictor of success for Fluor's knowledge communities. Knowledge leaders serve and communicate openly and frequently with communities and are visible role models of desired behaviors. Community leaders recognize that they are helping to create a knowledge sharing culture and facilitate people-to-people connections. Leaders also make sure it is "safe" for employees to ask questions, share openly, and trust the answers they receive. In addition, knowledge leaders recognize that a community is a human community, not a technology implementation. Leaders understand they are responsible for the human capital component of their communities and encourage life-long learning.

It is also important that knowledge leaders acknowledge the talent and intelligence within the organization. Leaders inspire community members to combine experience and innovative thinking to create new knowledge, and they encourage the community to work smarter through collaboration.

Finally, leaders connect the community with strategic direction and drive for business results. They know that greater energy is available when people are connected through a sense of purpose.

**Work Processes for Knowledge Management Communications**

An integral part of Fluor's KM strategy has been effective communication. Fluor utilizes several communication principles to ensure effective and timely communications. Fluor believes it is important to leverage all the communication channels within the organization and proactively look for opportunities to communicate about KM and how it enables project execution

Fluor has numerous communication strategies in place in support of knowledge retention and transfer. A few of these include:

- New hire orientations. Employees are exposed to Fluor's knowledge sharing culture during recruitment and new-hire orientation. Specifically, the new-hire orientation materials challenge employees to share knowledge across Fluor's global networks in order to succeed in the organization. Since career mobility is enhanced by community participation, many employees quickly engage in community activities.
- Knowledge manager training
- Global teleconferences
- Department meetings
- Lunch-and-learn sessions
- Online community front-page success stories that change every two to three days

Another work process improvement is linked to the organizational communication strategy. The old practice was to disseminate information via the organizational hierarchy. However, not everyone saw those communications. Now communities send messages directly to the entire community membership. As a result, messages have a broader readership (greater penetration), which keeps people in the know and helps

attract new members. Each message is sent as an email with a link to supporting information in the knowledge community. The link approach is for tracking and, sometimes, for compliance purposes. Employees frequently reply to messages and are encouraged to join a particular community as part of a routine follow-up.

### **Recognizing KM Pioneers ... and Beyond**

Since Fluor began on its knowledge sharing in support of global projects path, it recognized that it had to recognize those so instrumental to its success and adoption. Early on, it recognized KM Pioneers—people who looked outside of normal geographical or business-line boundaries to see how knowledge sharing and collaboration could be institutionalized globally. Today Fluor has two successful recognition programs in place. The first program is for peer recognition of knowledge-sharing behaviors, and the second program recognizes the value generated through knowledge sharing and collaboration. These two programs help Fluor to tell the stories of why knowledge sharing and collaboration is important not just for Fluor but for individuals.

Fluor developed an annual KM peer recognition award known as the KM Pacesetter. Peers nominate one another year round for this prestigious award. A KM Pacesetter is someone who excels in knowledge-sharing behaviors. In 2012 alone, there were over 1,000 nominations from Fluor employees all over the world, and to date, hundreds of people have been recognized as KM Pacesetters. Fluor feels this campaign is successful because it is employee driven—employees get to recognize the good work their peers are doing, and in turn the company is able to highlight them as KM Pacesetters.

The second campaign is an annual KM success story contest as part of an annual “Knowvember” celebration. The KM team helps gather KM success stories that articulate the value that is being brought to people and projects around the world. These stories are varied and have different value propositions. This is important, as there is no one-size-fits-all value proposition when it comes to a workforce of 30,000. The secret to the value of the success stories is that, usually, there is something that resonates with everyone, and they can share the success with their project team or replicate it themselves on their project.

According to Peter Oosterveer, Group President, Energy & Chemicals, “Knowledge sharing is now clearly an institutionalized part of our culture, whereby value is created for our clients through an open, transparent, and collaborative structure, which is interestingly enough very reflective of today’s modern and successful societies.”

### **Knowledge Management in the Context of Project Management**

When KM is considered in the context of PM, two high-level areas must be addressed:

1. Knowledge sharing and collaboration across projects
2. Knowledge sharing and collaboration within a project

Each area has unique aspects and opportunities to deliver value to the project and the organization. Figure 15–53 provides a view of these two types of knowledge sharing and collaboration.

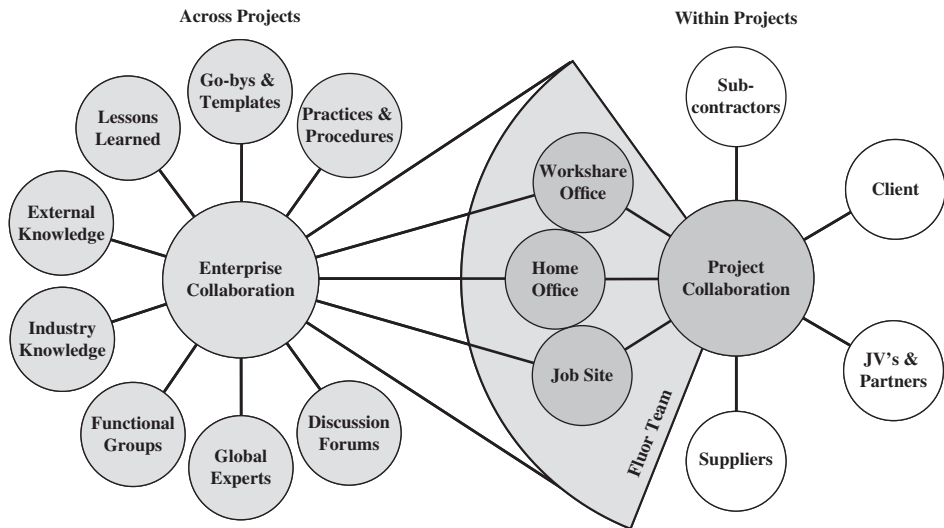


Figure 15–53. Knowledge collaboration.

### Knowledge Sharing across Projects

Project execution organizations develop a considerable base of knowledge gained from the number of past projects executed. Some of this knowledge is explicit and is leveraged through a codification strategy. Other knowledge is tacit and requires a personalization strategy to tap the potential value.

Documented knowledge takes many forms, including project completion reports, practices, guidelines, lessons learned, and other content that provide the framework for project execution processes and can be stewarded in a readily accessible sharing platform. Other examples of documented knowledge include risk mitigation reports, unique solutions developed on the project, analysis reports of alternatives and recommendations, and value awareness suggestions.

A significant amount of accumulated knowledge is tacit, however, and is based on personal experience that employees gain over many years on many projects in many locations for many clients. This knowledge resides inside the heads of the organization's most experienced people. It is not written down, and even if it were, the context and interpretation would make it very difficult to use properly. Unless this knowledge is brought to bear on new projects, it is, in effect, a company asset that goes untapped.

To be successful with knowledge sharing across projects, content and expertise must also be accessible in ways that meet the needs of the project participants seeking the knowledge.

The goal of knowledge sharing across projects is to continually improve project performance through the application of knowledge and experience acquired during execution of prior projects. For employees, knowledge sharing across projects creates opportunities to learn from peers around the world, new employees can be brought up

to speed quicker, and a sense of confidence is developed knowing that the global community is available and willing to assist.

As an example of knowledge sharing across projects, a recent engineering graduate was hired by Fluor and was sent to a job site. One day he was challenged by the client and site manager. At a recently installed pipe rack column, one of the mounting studs did not stick up high enough to properly tighten the nut and washer. This was a never-before-seen situation for the new employee, but his reply was “Don’t worry; I’ll have an answer by the end of the day.” He went back to the construction trailer, typed his problem into a discussion forum, and SMEs provided the necessary procedures within one hour. Instilling this type of confidence in all employees, not just new grads, is a huge benefit when knowledge is readily shared across projects.

As the organization has recognized the value of global collaboration, many examples of work process innovations have emerged. For instance, KM is integrated into Fluor’s operating system requirements, which is the overall quality program for the company. All of Fluor’s key operating documents are delivered through, and maintained in, Knowledge Online. These work process documents are updated frequently, based on project experience and changes to industry codes. During the update process, the proposed changes are posted in the appropriate knowledge community, and any employee can make suggestions.

### **Knowledge Sharing within Projects**

Collaboration and knowledge sharing within a project is as important as sharing across projects. This type of collaboration is different in that the parties involved can include the contractor, the client, joint venture partners, suppliers, fabricators, and other organizations. Requests for information, interface management, vendor document reviews, and design and progress reviews are examples of interactions that benefit from knowledge sharing and collaboration within a project.

Challenges that may be encountered when trying to share knowledge and collaborate within a project include situations where: each organization may have its own KM technology platform, a culture for knowledge sharing may not be present, and concerns exist regarding intellectual property. The overall goal, however, should be that each organization that makes up the extended project team not only assigns individual members but also has the capabilities to bring the combined intellectual assets of its organization to the project. As new knowledge is developed through project execution, it should be available for reuse by each organization.

Communication and knowledge-sharing approaches should be part of an alignment session when a project kicks off and when fabricators or suppliers are brought on board.

### **Key Success Factors**

Research into KM initiatives indicates a very high number fail to deliver on expectations—as high as 80 percent. With over a decade of successful knowledge sharing and collaboration, Fluor has applied the following key success factors to guide their KM activities.

- *Align KM objectives with business strategy.* Knowledge sharing and collaboration should be applied to a business challenge or strategic opportunity with a business mind-set. Simply building a KM or collaboration platform without

solid strategic reasoning is a leading cause for KM failures. The organization is more likely to adopt and demonstrate desired knowledge-sharing behaviors when clear business needs and expectations are defined and communicated.

- *Employees form the core of Fluor's knowledge-based service strategy.* Enthusiastic people; active, supportive, and involved leadership; and strong people networks are critical to success. Knowledge retention and transfer behaviors must span the employment life cycle from recruitment through retirement. It is equally important to define and communicate knowledge-sharing expectations and to instill desired knowledge-sharing behaviors into the organization culture.
- *Use technology to support the global community.* While successful KM programs place a strong emphasis on people, connecting a globally distributed workforce requires a robust technology platform. To minimize the learning curve and user confusion, creating an enterprise-wide, one-stop shop to connect employees regardless of location or time differences eases adoption.
- *Emphasis on communications.* To sustain communities, it is important to make sure that early success stories become daily occurrences. Strong community sponsorship must communicate value on a regular basis and promote community engagement.
- *Share knowledge across boundaries.* Incorporate enterprise-wide thinking into your KM strategy. Make sure your KM processes engage the global community at the outset.
- *Leadership has a direct influence on KM success.* KM success is directly tied to leadership support. Project managers are in a position where their visible support directly influences the strength of knowledge sharing and collaboration both on their specific projects and across the whole organization. Project managers in particular need to leverage innovations, encourage project team members to seek out expert advice, encourage members to submit new knowledge, and recognize the talent and intelligence within the organization.
- *KM allows project managers to leverage the best knowledge and expertise of their organization, across the boundaries of time and space.* KM informs project team members, helping them make better decisions and improving the final results of the project.

### **Future Directions for Knowledge Management on Projects**

When you have successfully applied KM and achieved measurable results—where do you go next? Consider the next areas of opportunity.

### **Anticipatory Delivery of Knowledge**

When project teams become comfortable sharing and leveraging knowledge, the project benefits. The responsibility for knowledge sharing today still falls largely on the shoulders of each project team member, accessing knowledge or expertise when a need arises. How can you manage the process, anticipating the need for knowledge and expertise? How do you ensure that the project leverages the best available knowledge, regardless of the initiative of the individual project team member?

The future lies in the *anticipatory delivery of knowledge*. This starts with a proactive approach to delivery using a facilitated knowledge-assist session—sometimes called a *peer assist*.

### **The Knowledge Assist**

The knowledge assist is a planned, facilitated session to bring together all of the potential project resources for the purpose of sharing experiences and knowledge with the project team prior to project execution kickoff. Results of the session are documented with identifiable actions or suggestions to be used and followed. The goal is to learn before doing.

A successful knowledge assist requires planning and preparation. You need to have the right people available and hold the assist at the proper time, because the value of the session diminishes over time. The earlier you can hold a knowledge assist session, the greater its potential positive impact on the project.

#### **Anticipatory Delivery of Knowledge—The Project Manager’s Role**

In order to learn before doing, the project manager needs to reach out and get the right people involved in the knowledge assist process from the start. The greatest opportunity for impact is at the beginning, and leveraging the experience from past projects gives your project a head start. The project manager must be open to outside ideas and be willing to apply them to the specific project requirements.

### **Connections beyond the Project Team**

Most knowledge is *tacit*. It is the hidden know-how that sits in the heads of each project team member and other outside resources. Most of this know-how will never be exposed in a document or online source. It surfaces at the intersection of need and experience. At that intersection, a transaction occurs—an exchange of knowledge from one person to another. People connecting with each other remain the most important conduit for knowledge transfer on projects.

When managing a project, several emerging technologies can help facilitate those people-to-people connections. Purposeful social computing, using social collaboration tools, allows people to connect across boundaries of time and space, leveraging the best available know-how, and enabling these connections to occur wherever people are, using various devices. In many cases, this will mean via a wireless mobile or tablet device.

#### **Knowledge in Context—The Project Manager’s Role**

Set expectations with your project team, encouraging them to identify weaknesses in current processes that could be improved by an injection of knowledge or expertise. Challenge them to look for ways to improve the process, especially when that makes leveraging knowledge and expertise more transparent.



## Knowledge in Context

Starting the project well informed by a knowledge assist session is essential, but it is not the only point where knowledge and expertise are needed. As the project team grows comfortable with sharing and leveraging knowledge, they will take the initiative, reaching out or sharing when needed. The challenge is to get full participation. To do this, you need to have context about the task at hand. As we know the task at hand for a given project team member, we can begin to deliver the knowledge and expertise related to that task. This *contextual delivery of knowledge* informs all project team members and helps ensure that are fully informed.

Contextual delivery of knowledge relies on an understanding of a project team member's current activity and the ability to connect related knowledge and expertise in the stream of their work process. Leveraging and sharing knowledge does not involve a conscious decision or an extra step; it is embedded within the activities that they are already doing.

For example, an engineer working on a stair tower design could quickly connect to past examples, connect with other experts, or reference industry codes and practices to inform design decisions.

### Connections beyond the Project Team—The Project Manager's Role

When you allow project team members to engage their extended networks, participating and collaborating through social business systems, your project benefits. Your team members are able to leverage those networks for better-informed decision making on the project.

## Accelerated Expertise Development

On January 1, 2011, the first Baby Boomers reached retirement age. Since then, over 10,000 Boomers reach retirement age every single day. This pace will continue through the year 2030. The risk of knowledge loss due simply to a retiring workforce is tremendous, but can be mediated.

In the book *Outliers*, Malcolm Gladwell suggests that “the idea that excellence at performing a complex task requires a critical minimum level of practice surfaces again and again in studies of expertise. In fact, researchers have settled on what they believe is the magic number for true expertise: ten thousand hours.”<sup>4</sup> There are no shortcuts to expertise, but there are ways to apply attention to the issue by encouraging person to person transfer of knowledge.

The first step is to identify a career path that acknowledges and encourages expertise growth. Recognizing that your project team may work together on future projects, consider the opportunities to stretch and develop team members.

---

4. Malcolm Gladwell, *Outliers: The Story of Success* (New York: Little, Brown, & Co., 2008), p. 40.

For the current experts, pair them up with mentees. The protégé can assist the expert, taking some of the workload from a highly valued, in-demand team member. And this pairing provides a clear opportunity for knowledge transfer while developing the next generation of experts.

### **Accelerated Expertise Development—The Project Manager’s Role**

Project managers need to consider the development of project team members, both for their career satisfaction and growth and also for the benefit of your project and future projects. Knowledge transfer still largely occurs through the development of expertise.

KM gives project managers the ability to leverage the best available expertise, often including resources outside of the immediate project team. By learning from other projects, your project gets a head start toward success. The key is to start early and provide clear leadership to your team. Define your expectations, and encourage team members to participate in sharing knowledge and expertise within the project as well as across project boundaries.

Your understanding and support of KM provides the necessary foundation for smarter project execution.

## **15.7 SIEMENS PLM SOFTWARE: DEVELOPING A GLOBAL PROJECT MANAGEMENT METHODOLOGY**

---

*For decades, large companies have allowed their multinational divisions tremendous autonomy in the way they do business. This works well as long as the various units do not have to interact and work together on projects. But when interaction is required, and each division has a different approach to project management (PM)—using different tools and processes—unfavorable results can occur. Today, the trend is toward the development of an enterprise-wide methodology. Siemens PLM Software is an example of a company that has successfully developed such a methodology.*

\* \* \*

**About Siemens PLM Software** Siemens PLM Software, a business unit of the Siemens Industry Automation Division, is a leading global provider of product life-cycle management (PLM) software and services with 5.9 million licensed seats and 56,000 customers worldwide. Headquartered in Plano, Texas,

---

Section 15.7 material has been provided by Jan Hornwall, Global Services PMO, Siemens PLM Software. For more information on Siemens PLM Software products and services, visit [www.siemens.com/plm](http://www.siemens.com/plm). Note: Siemens and the Siemens logo are registered trademarks of Siemens AG.

Siemens PLM Software works collaboratively with companies to deliver open solutions that help them turn more ideas into successful products.

**About Siemens Industry Automation Division**

The Siemens Industry Automation Division (Nuremberg, Germany) is a worldwide leader in the fields of automation systems, low-voltage switchgear, and industrial software. Its portfolio ranges from standard products for the manufacturing and process industries to solutions for whole industrial sectors that encompass the automation of entire automobile production facilities and chemical plants. As a leading software supplier, Industry Automation optimizes the entire value-added chain of manufacturers—from product design and development to production, sales, and a wide range of maintenance services. With around 42,900 employees worldwide Siemens Industry Automation achieved in fiscal year 2008 total sales of 8.7 billion euros.

**Abstract**

A methodology has been developed by Siemens PLM Software, a business unit of the Siemens Industry Automation Division and a leading global provider of product life-cycle management (PLM) software and services, that includes project and program management, technical activities, and project governance. It is based on the use of an internal website allowing quick access for all employees, and the method has been successfully deployed and taught globally. The remainder of this section describes the background of the project methodology and identifies best practices for similar efforts in the future.

**Project Background**

Siemens PLM Software develops and deploys enterprise software for product life-cycle management, which includes solutions for computer-aided design, manufacturing and engineering analysis (CAD/CAM/CAE) as well as for data management, collaboration, and digital factory simulation. The company's global sales and services organization is responsible for configuring and deploying the solutions at customer sites. Engagements can range from small projects over a few man-months to large multiyear global programs with hundreds of people. These projects have been executed against several different methodologies at locations worldwide. Due to the increasingly global nature of manufacturing companies and the increased demand for a variety of subject matter experts from around the world, the initiative to create a single global methodology for Siemens PLM Software was started.

**Business Benefits**

The following business benefits drove the development of the new methodology:

- Sharing best practices and good examples across projects and geographies
- Accelerating project deployment through quick access to tools, guides, templates and best practices
- Establishing a common methodology “language” that is used across all geographies and projects

- Sharing resources around the world and quickly developing new hires and external employees
- Enabling increased repeatability and predictability resulting in reduced risk and faster delivery times
- Providing a structured project/program governance framework
- Increasing reuse of information in projects; laying the foundation for knowledge management
- Presenting a unified and consistent project management (PM) experience for global customers

### Methodology Development

Once the initiative was started, the first decision was to develop our own methodology or procure an off-the-shelf PM methodology. Management, together with the project team, decided on developing our own methodology based on existing in-house experience. The key decision criteria was that the methodology must cover not only the PM activities but also the technical activities specific to our business. It was crucial to work on both the PM and the technical tracks together in each phase since quite a few projects are done in small teams and sometimes even the project manager has the dual role of also being the chief technical solution architect. Another key criterion was that we wanted to leverage what we already had in terms of processes and templates. We also anticipated a much higher adoption rate if the people in the field recognized parts of the methodology.

The project was planned and a PM plan was written and signed off by the project sponsor. The project team consisted of key persons from all zones: Americas, Europe, Asia-Pacific, and our in-house offshore team in India who implemented the methodology website. In total, the core team consisted of approximately 10 people.

The scope of the project was developed and included the following:

- The methodology must cover the entire life cycle of a service project, from inception to close down. In addition, it must contain program management and governance.
- General PM activities will be included in a section that is the same for all phases: “Manage Project.”
- Technical activities will cover methods on how to identify out-of-the-box solutions while keeping customer customizations to a minimum as well as modern techniques, such as rapid prototyping and iterative development.
- The activities in each phase are structured and had to be described; responsibilities of each task had to be defined; and template guidelines and supporting tools had to be available.
- The methodology had to be aligned with surrounding processes, such as the sales process and postproject support process.
- Consolidate various existing service delivery methods, leveraging recognized best practices already existing within the company.
- The PM track must be aligned with Project Management Institute® process and terminology.
- Start with a comprehensive methodology, then a “small projects” version has to be developed.

- Technology would include a website with content management and a feedback tool with tracking functionality.
- A downloadable version must be available for all employees working outside the internal network, such as in the defense industry.
- Training and deployment globally.

The team worked virtually through conference calls but also had three face-to-face meetings in various locations around the globe, each four to five days long. The project to develop the methodology lasted 10 months. If we had been all in the same location, the time would have been significantly shorter.

At the start of the project, Siemens PLM Software was known as UGS, an independent and privately owned company. By the end of the project, UGS was acquired by Siemens and renamed Siemens PLM Software. It was kept as an intact business unit. Since the methodology is tailored to our PLM business, management decided to continue the project and deploy the methodology. Alignment with the mandatory Siemens PM aspects would take place in consecutive releases.

### **Resulting Methodology—PLM VDM—Description**

The product life cycle management value delivery methodology (PLM VDM) provides a structured process for delivering a PLM solution. (See Figure 15–54.) PLM VDM emphasizes the unique aspects of delivering an enterprise-wide solution using Siemens PLM Software products and has been adopted across the Siemens PLM Software services organization.

PLM VDM encompasses both PM and technical delivery work streams. It is structured to allow iterative and flexible project delivery while maintaining “quality gates” and milestones between phases.

The seven methodology phases are:

1. Pre-Align
2. Align
3. Plan
4. Build
5. Test
6. Deploy
7. Close


Each phase is discussed in turn.

### **Pre-Align**

The purpose of the Pre-Align phase is to gain a sufficient understanding of customer requirements and the scope of the project to be able to define the high-level solution outline and statement of work.

The pursuit team works with sales and the customer to establish the overall project scope, determine a preliminary project schedule, define the services strategy, conduct an infrastructure assessment, and develop the initial project budget.

→ siemens.com → Automation and Drives



**SIEMENS**

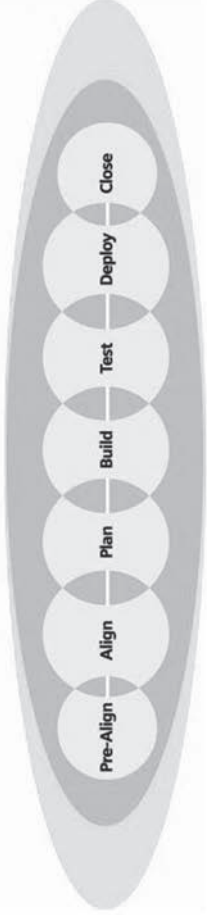
PLM Value Delivery Methodology

Overview Download & Feedback Governance Program Management Training & Marketing Links

Jump to...

Method Map | Bookmarks | Print

---



**PLM Value Delivery Methodology**

Methodology Administration

Introduction Terms & Expressions Method Map Methodology PLM VDM Small Projects

---

**Overview**

The Product Lifecycle Management Value Delivery Methodology (PLM VDM) provides a structured process for delivering a PLM solution, emphasizing the unique aspects of delivering an enterprise wide solution using Siemens PLM Software products. This methodology has been adopted globally across the Siemens PLM Software services organizations. PLM VDM delivers the following benefits:

- ▶ Establishes a common methodology "language" that is used across all zones and between countries
- ▶ Allows best practices and good examples to be shared globally
- ▶ Enables increased repeatability and predictability resulting in faster delivery times and reduced risk
- ▶ Provides a structured project/program governance framework

The methodology includes the streams of project management and technical delivery. It is structured to allow iterative and flexible project delivery while maintaining quality 'gates' or milestones between phases.

For a description of each phase, please select the phase in the logo or in the "Overview >> Methodology" drop-down menu above.

Methodology Administration

Figure 15-54. The PLM VDM internal website.

**Align**

In the Align phase, the project team works with the customer to transform the solution concepts that were defined during the Pre-Align activities into a well-defined overall solution architecture.

- The objectives of the Align phase are to establish a common understanding between the customer and the implementation team on all aspects of the project by capturing a complete and accurate project definition through technical workshops, use case definition, rapid prototyping, and aligning the solution requirements to the out-of-the-box product capabilities.
- This phase is complete when the customer accepts the use cases and requirements and authorizes the work to proceed.

**Plan**

In the Plan phase, the project team works with the customer to develop the remaining documents that are used to execute and control the project and to develop the technical design.

- Depending on complexity of the solution, the team defines detailed plans for scope, schedule, cost, skills, resources, risks, quality, and communication.
- In addition to the test environment, the team “baselines” the system infrastructure to create a stable platform for the development, test and training environments.
- This phase is complete when all necessary PM plans and the required functional and design specifications have been reviewed and base lined.

**Build**

In the Build phase, the team works with the customer to create the defined solution, adhering strictly to the requirements.

- During the Build phase, the technical team configures and tests the solution, implements the data migration strategy, and develops the training materials. The Build phase also includes internal unit and integration testing.
- This phase is complete when the solution is ready for customer testing.

**Test**

In the Test phase, the team validates that the solution is ready for production use.

- During the Test phase, representatives from the user community perform functional and system tests to verify that the system fulfills the requirements.
- This phase is complete when the solution is accepted by the customer and is ready for deployment into a production environment.

**Deploy**

In the Deploy phase, the team delivers the production-ready solution to the end users.

- Deploying the solution consists of ensuring all the data has been migrated to the production environment, the solution is working with all interfaces, and users and help desk teams have been trained.
- The Deploy phase completes when the solution has been turned over to the customer for production use.

**Close**

In the Close phase, the team ensures that all administrative aspects of the project are complete.

- During the Close phase, the project team completes and archives project documents and conducts project retrospective to capture and document lessons learned. The project team is released.

Additional sections of the methodology include program management, small projects, governance, training and marketing, launch and deployment, and lessons learned and best practices. Each of these sections is described next.

**Program Management**

Following the PMI standard, the five phases of program management are described including supporting templates:

1. Preprogram setup
2. Program setup
3. Establishing program management and technical infrastructure setup
4. Delivering incremental benefits
5. Closing the program

**Small Projects**

Projects smaller than US\$100,000 in total revenue can select a simplified methodology, with shorter activity descriptions and simplified templates.

**Governance**

Project governance is about the line organization making sure that the project is governed correctly and ensuring efficient and effective decision making, steering the project to success. This is done by ensuring that the following are in place:

- Project charter
- Assigning project manager authority
- Project steering board
- Management review board
- Technical review board
- Project health checks and project retrospectives
- Approval process for new projects

Best practices are described in these sections together with supporting templates. This is an area where the alignment with the mandatory Siemens processes is done.



**Training and Marketing**

This important section covers material for training, release updates, links to PLM VDM training on the internal training site, and presentations of the methodology internally and for customers.

**Launch and Deployment**

The launch and deployment of the methodology globally includes these activities:

- Announcement at conferences in each of the geographies. Management reserved time for the methodology to be presented, which sends a positive and powerful message to all employees.
- Developing a one-hour overview of the methodology as a voice-over presentation. This is made available on the in-house training infrastructure, and participants can view this globally over the intranet.
- Developing training material for a two-day classroom training. This training is then given in many classes on four continents to approximately 600 persons over six months. This training covers all roles and included exercises.
- Additional live presentations in conference calls for several hundred other people.
- Developing marketing collateral; fact sheet for the methodology—same format as for our products, developing a logotype and customer presentations.
- Follow-up activities; monitoring adoption through KPIs and acting on users' feedback.

**Lessons Learned and Best Practices**

Developing a methodology in a remote/virtual team is possible, but plan for several face-to-face meetings. These meetings are crucial to the success of the project; to bring all together in one room for longer workshops, divide work and make break-out sessions, assemble all participants again and take final decisions. It is also important to get to know each other and have fun in off-hours—this makes working remotely much more efficient. These meetings also serve as a recognition of the contribution made by all.

Involve key persons in the various geographies in the development early on. It takes much longer than a pure top-down approach by a central PMO. but these persons became champions in each geographic location during the deployment and significantly increase long-term adoption rates.

If you need a pure PM methodology, consider procuring an off-the-shelf product.

If you need a business-specific project methodology, consider developing your own. Most often there is tremendous knowledge in the company; it is just a matter of getting hold of it, put it in writing and making it available globally within the company

Getting management buy-in is crucial to secure the active participation of key persons, to get slots at conferences for the announcement; and to get the logotype of the methodology visible in top management presentations, which is essential for adoption.

Don't underestimate the time it takes to develop training material and to give the training globally. The success of this methodology is due to all the hard work done by the dedicated people successfully completing these tasks.



## Value-Driven Project Management

### 16.0 INTRODUCTION

---

Over the years, we have come to accept the traditional definition of project success, namely meeting the triple constraints of time, cost, and scope. More recently, we modified our definition of success by stating that there must be a valid business purpose for working on the project. Success was then recognized as having both a business component and a technical component as well as meeting strategic business objectives.

Today, we are modifying the definition of success further by adding in a “value” component, as seen in Figure 16–1. In other words, the ultimate purpose of working on the project should be to provide some form of value to both the client and the parent organization. If the project’s value cannot be identified, then perhaps we should not be working on the project at all.

Value can be defined as what the stakeholders perceive the project’s deliverables as being worth. Each stakeholder can have a different definition of value. Furthermore, the actual value may be expressed in qualitative terms rather than purely quantitative terms. It simply may not be possible to quantify the actual value.

The importance of the value component cannot be overstated. Consider the following statements:

- Completing a project on time and within budget does not guarantee success if you were working on the wrong project.
- Having the greatest enterprise project management (EPM) methodology in the world cannot guarantee that value will be there at the end of the project.
- Completing a project on time and within budget does not guarantee that project will provide value at completion.

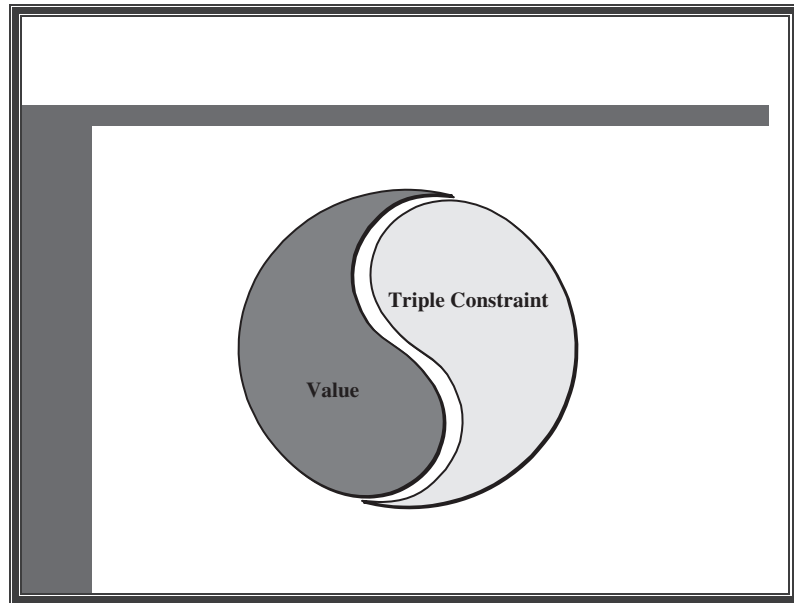


Figure 16-1. Definition of success.

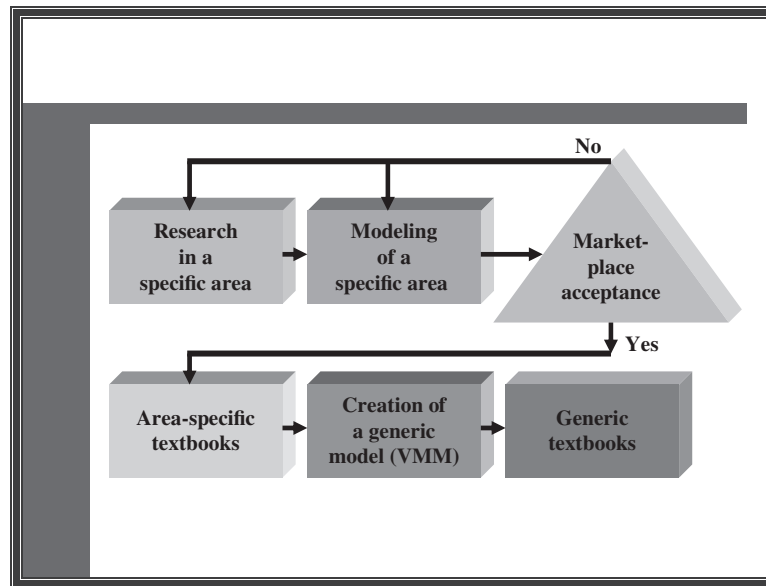
These three statements lead us to believe that perhaps value is now the dominating factor in the selection of a project portfolio. Project requestors must clearly articulate the value component in the project's business case or run the risk that the project will not be considered.

## 16.1 VALUE OVER THE YEARS

---

Surprisingly enough, numerous research on value has taken place over the past 15 to 20 years. Some of the items covered in the research include:

- Value dynamics
- Value gap analysis
- Intellectual capital valuation
- Human capital valuation
- Economic value-based analysis
- Intangible value streams
- Customer value management/mapping
- Competitive value matrix
- Value chain analysis
- Valuation of information technology (IT) projects
- Balanced scorecard



**Figure 16–2.** Evolution of value-based knowledge.

*Note:* VMM is a value measurement methodology.

The evolution of value-based knowledge seems to follow the flowchart in Figure 16–2. Research seems to take place in a specific research area, such as calculating the value of software development projects or calculating shareholder value. The output of such research is usually a model that is presented to the marketplace for acceptance, rejection, and/or criticism. Soon others follow with similar models but in the same research area, such as software development. Once marketplace acceptance concurs on the validity of these models, textbooks appear discussing the pros and cons of one or more of the models.

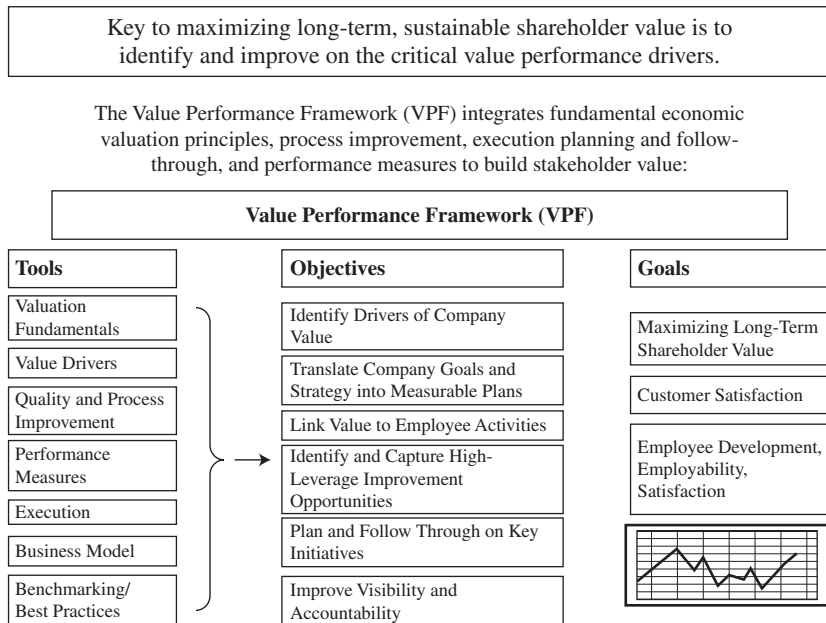
With the acceptance of modeling in one specific area, modeling then spreads to other areas. The flowchart process continues until several areas have undergone modeling. Once this is completed, textbooks appear on generic value modeling for a variety of applications. The following list contains some of the models that have occurred over the past 15 to 20 years:

- Intellectual capital valuation
- Intellectual property scoring
- Balanced scorecard
- Future Value Management™
- Intellectual Capital Rating™
- Intangible value stream modeling
- Inclusive Value Measurement™
- Value Performance Framework
- Value measurement methodology (VMM)

There is some commonality among many of these models such that they can be applied to project management. For example, Jack Alexander created a model called Value Performance Framework (VPF). The model is shown in Figure 16–3. The model focuses on building shareholder value rather than creating shareholder value.<sup>1</sup> The model is heavily biased toward financial key performance indicators. However, the key elements VPF can be applied to project management as shown in Table 16–1. The first column contains the key elements of VPF from Alexander’s book and the second column illustrates the application to project management.<sup>2</sup>

## 16.2 VALUES AND LEADERSHIP

The importance of value can have a significant impact on the leadership style of project managers. Historically, project management leadership was perceived as the inevitable conflict between individual values and organizational values. Today, companies are looking for ways to get employees to align their personal values with the organization’s values.



**Figure 16–3.** The VPF model.

Source: J. Alexander, *Performance Dashboards and Analysis for Value Creation* (Hoboken, NJ: Wiley, 2007, p. 5).  
 Reproduced by permission of John Wiley & Sons.

1. J. Alexander, *Performance Dashboards and Analysis for Value Creation* (Hoboken, NJ: Wiley, 2007), p. 5.  
 2. Ibid., pp. 105–106.

TABLE 16–1. APPLICATION OF VPF TO PROJECT MANAGEMENT

VPF Element	Project Management Application
Understanding key principles of valuation	Working with the project’s stakeholders to define value
Identifying key value drivers for the company	Identifying key value drivers for the project
Assessing performance on critical business processes and measures through evaluation and external benchmarking	Assessing performance of the EPM methodology and continuous improvement using the project management office (PMO)
Creating a link between shareholder value and critical business processes and employee activities	Creating a link between project values, stakeholder values, and team member values
Aligning employee and corporate goals	Aligning employee, project, and corporate goals
Identifying key “pressure points” (high-leverage improvement opportunities) and estimating potential impact on value	Capturing lessons learned and best practices that can be used for continuous improvement activities
Implementing a performance management system to improve visibility and accountability in critical activities	Establishing and implementing a series of project-based dashboards for customer and stakeholder visibility of key performance indicators
Developing performance dashboards with high-level visual impact	Developing performance dashboards for stakeholder, team and senior management visibility

Source: J. Alexander, *Performance Dashboards and Analysis for Value Creation*, Hoboken, NJ: Wiley, 2007, p. 6. Reproduced by permission of John Wiley & Sons.

Several books have been written on this subject, and the best one, in this author’s opinion, is *Balancing Individual and Organizational Values* by Ken Hultman and Bill Gellerman.<sup>3</sup> Table 16–2 shows how the concept of value has changed over the years. If you look closely at the items in Table 16–2, you can see that the changing values affect more than just individual versus organization values. Instead, it is more likely to be a conflict of four groups, as shown in Figure 16–4. The needs of each group might be:

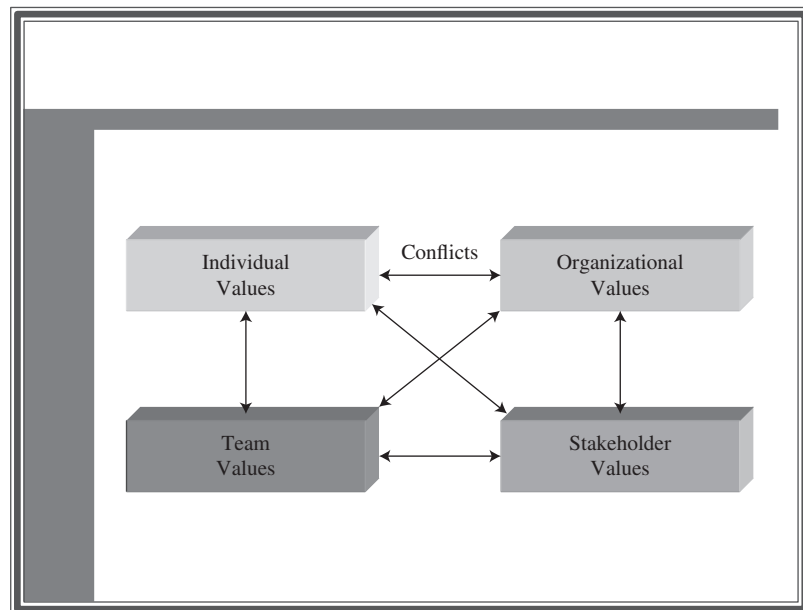
- Project manager
  - Accomplishment of objectives
  - Demonstration of creativity
  - Demonstration of innovation
- Team members
  - Achievement
  - Advancement
  - Ambition
  - Credentials
  - Recognition
- Organization
  - Continuous improvement
  - Learning
  - Quality
  - Strategic focus
  - Morality and ethics
  - Profitability
  - Recognition and image

3. K. Hultman and B. Gellerman, *Balancing Individual and Organizational Values* (San Francisco: Jossey-Bass/Pfeiffer, 2002).

**TABLE 16–2. CHANGING VALUES**

<b>Moving Away From: Ineffective Values</b>	<b>Moving Toward: Effective Values</b>
Mistrust	Trust
Job descriptions	Competency models
Power and authority	Teamwork
Internal focus	Stakeholder focus
Security	Taking risks
Conformity	Innovation
Predictability	Flexibility
Internal competition	Internal collaboration
Reactive management	Proactive management
Bureaucracy	Boundaryless
Traditional education	Lifelong education
Hierarchical leadership	Multidirectional leadership
Tactical thinking	Strategic thinking
Compliance	Commitment
Meeting standards	Continuous improvements

Source: Adapted from K. Hultman and B. Gellerman, *Balancing Individual Organizational Values*, San Francisco: Jossey-Bass/Pfeiffer, © 2002, pp. 105–106.



**Figure 16–4.** Project management value conflicts.

- Stakeholders
  - Organizational stakeholders: job security
  - Product/market stakeholders: high-quality performance and product usefulness
  - Capital markets: financial growth

There are several reasons why the role of the project manager and the accompanying leadership style have changed. Some reasons include:

- We are now managing our business as though it is a series of projects.
- Project management is now viewed as a full-time profession.
- Projects manager are now viewed as both business managers and project managers and are expected to make decisions in both areas.
- The value of a project is measured in business terms rather than solely technical terms.
- Project management is now being applied to parts of the business that traditionally have not used project management.

The last item requires further comment. Project management works well for the “traditional” type of project, which includes:

- Time duration of 6 to 18 months.
- The assumptions are not expected to change over the duration of the project.
- Technology is known and will not change over the duration of the project.
- People who start on the project will remain through to completion.
- The statement of work is reasonably well defined.

Unfortunately, the newer types of projects are more nontraditional and have the following characteristics:

- Time duration over several years.
- The assumptions can and will change over the duration of the project.
- Technology will change over the duration of the project.
- People who approved the project may not be there at completion.
- The statement of work is ill defined and subject to numerous changes.

The nontraditional types of projects have made it clear why traditional project management must change. Three areas necessitate changes:

1. New projects have become:
  - Highly complex and with greater acceptance of risks that may not be fully understood during project approval
  - More uncertain in project outcomes and with no guarantee of value at the end
  - Pressed for speed-to-market regardless of the risks



2. The statement of work (SOW) is:
  - Not always well defined, especially on long-term projects
  - Based on possibly flawed, irrational, or unrealistic assumptions
  - Careless of unknown and rapidly changing economic and environmental conditions
  - Based on a stationary rather than moving target for final value
3. The management cost and control systems (EPMs) focus on:
  - An ideal situation (as described in the *PMBOK® Guide*\*)
  - Theories rather than the understanding of the work flow
  - Inflexible processes
  - Periodically reporting time at completion and cost at completion but not value (or benefits) at completion
  - Project continuation rather than canceling projects with limited or no value

Over the years, we have taken several small steps to plan for the use of project management on nontraditional projects. These include:

- Project managers are provided with more business knowledge and are allowed to provide an input during the project selection process.
- Because of the preceding item, project managers are brought on board the project at the beginning of the initiation phase rather than the end of the initiation phase.
- Projects managers now seem to have more of an understanding of technology rather than a command of technology.

The new types of projects combined with a heavy focus on business alignment and value brought with it a classification system, as shown in Figure 16–5.

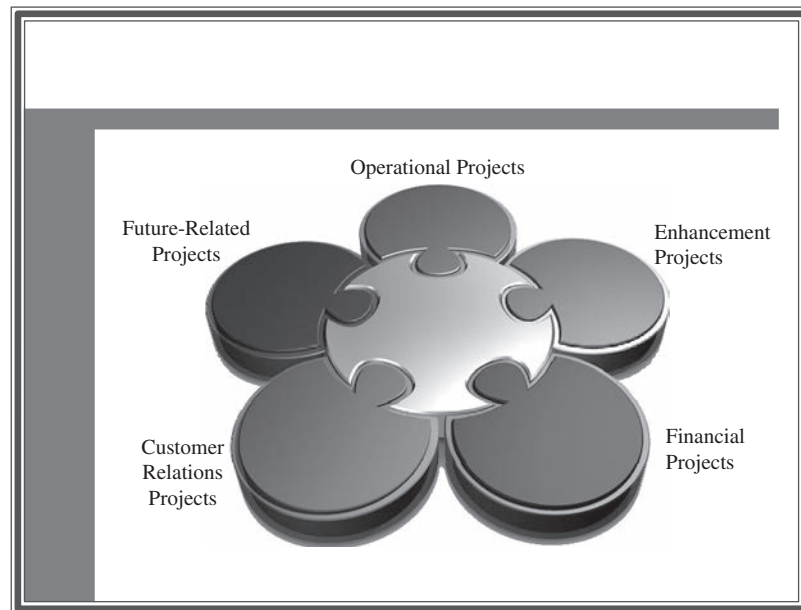
- *Operational projects*: These projects, for the most part, are repetitive ones, such as payroll and taxes.

They are called “projects,” but they are managed by functional managers without the use of an EPM methodology.

- *Enhancement or internal projects*. These are projects designed to update processes, improve efficiency and effectiveness, and possibly improve morale.
- *Financial projects*. Companies require some form of cash flow for survival. These are projects for clients external to the firm and have an assigned profit margin.
- *Future-related projects*. These are long-term projects to produce a future stream of products or services capable of generating a future cash flow. These projects may be an enormous cash drain for years with no guarantee of success.

---

\* PMBOK is a registered mark of the Project Management Institute, Inc.



**Figure 16-5.** Classification of projects.

- *Customer-related projects.* Some projects may be performed, even at a financial loss, to maintain or build a customer relationship. However, performing too many of these projects can lead to financial disaster.

These new types of projects focus more on value than on the triple constraint. Figure 16-6 shows the traditional triple constraints, whereas Figure 16-7 shows the value-driven triple constraints. With the value-driven triple constraints, we emphasize stakeholder satisfaction and decisions are made around the four types of projects (excluding operational projects) and the value that is expected on the project. In other words, success is when the value is obtained, hopefully within the triple constraints. As a result, we can define the four cornerstones of success using Figure 16-8. Very few projects are completed without some trade-offs. This holds true for both the traditional projects and the value-driven projects. As shown in Figure 16-9, traditional trade-offs result in an elongation of the schedule and an increase in the budget. The same holds true for the value-driven projects shown in Figure 16-10. The major difference is performance. With traditional trade-offs, we tend to reduce performance to satisfy other requirements. With value-driven projects, we tend to increase performance in hopes of providing added value, and this tends to cause much larger cost overruns and schedule slippages than with traditional trade-offs. Projects managers generally do not have the sole authority for scope/performance increases or decreases. For traditional trade-offs, the project manager and the project sponsor, working together, may have the authority to make trade-off decisions.

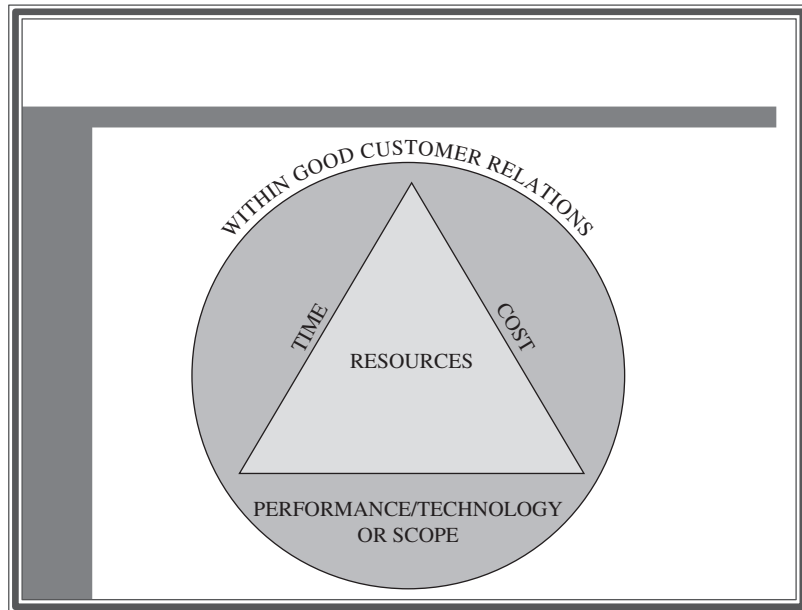


Figure 16-6. Traditional triple constraints.

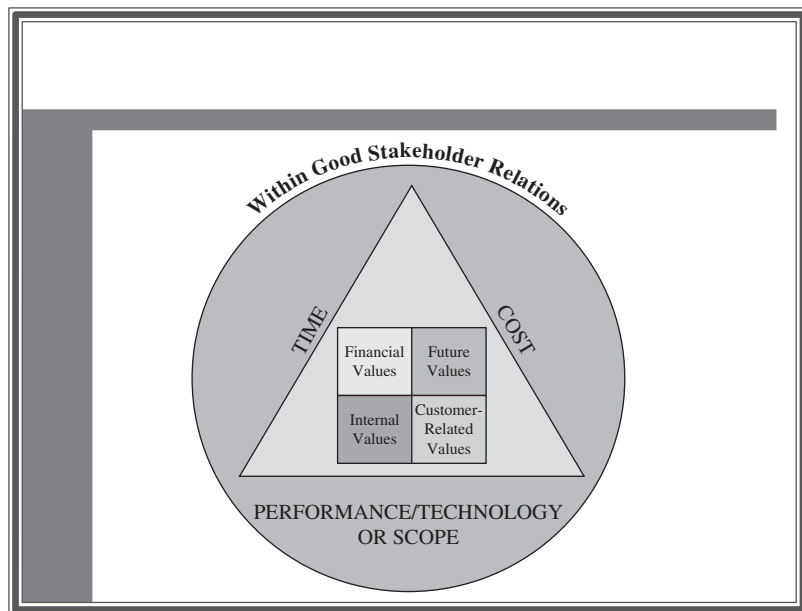


Figure 16-7. Value-driven triple constraints.

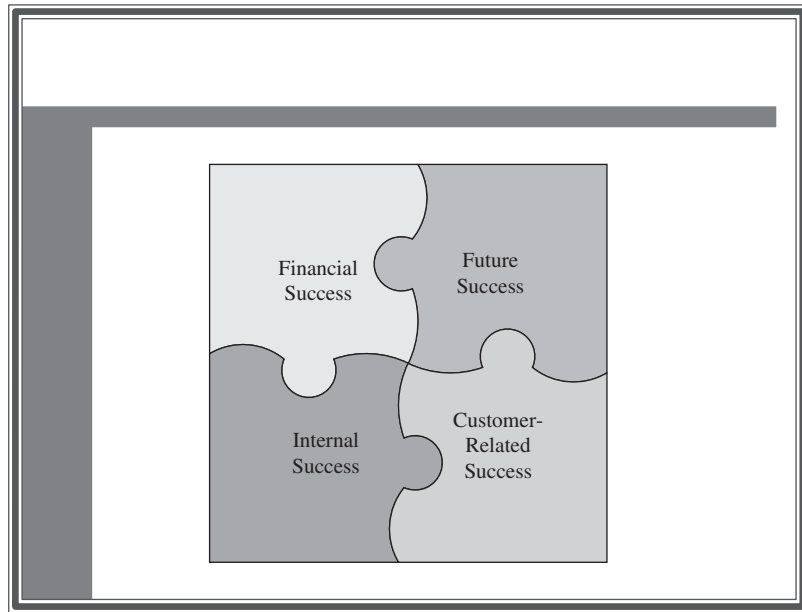


Figure 16–8. Four cornerstones of success.

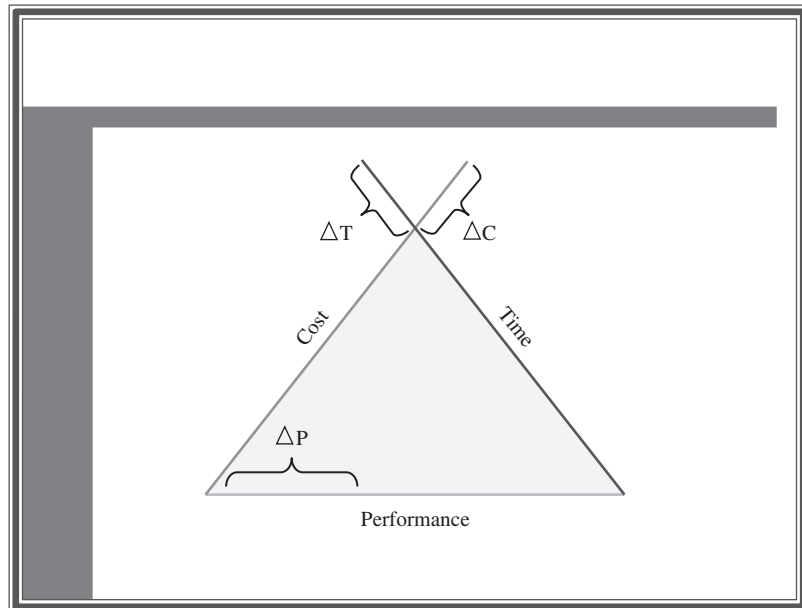
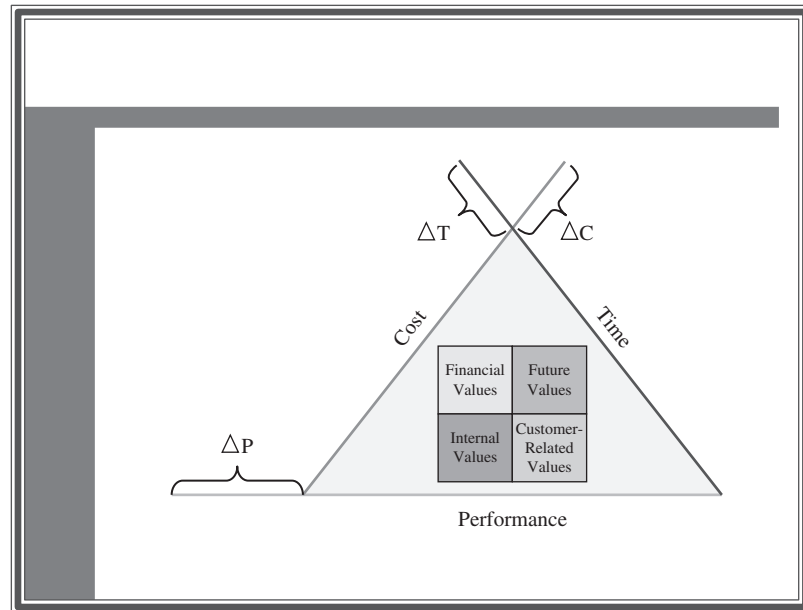


Figure 16–9. Traditional trade-offs.

Note:  $\Delta$ =deviations from the original plan



**Figure 16-10.** Value-driven trade-offs.

*Note:*  $\Delta$  = deviations from the original plan

However, for value-driven projects, all or most of the stakeholders may need to be involved. This can create additional issues, such as:

- It may not be possible to get all of the stakeholders to agree on a value target during project initiation.
- Getting agreement on scope changes, extra costs, and schedule elongations is significantly more difficult the farther along you are in the project.
- Stakeholders must be informed of the targeted value or anticipated value at completion at project initiation and continuously briefed as the project progresses; that is, no surprises!

Conflicts among the stakeholders may occur. For example:

- During project initiation, conflicts among stakeholders are usually resolved in favor of the largest financial contributors.
- During execution, conflicts over future value are more complex, especially if major contributors threaten to pull out of the project.

For projects that have a large number of stakeholders, project sponsorship may not be effective with a single-person sponsor. Therefore, committee sponsorship may be necessary. Membership in the committee may include:

- Perhaps representatives from all stakeholder groups
- Influential executives

- Critical strategic partners and contractors
- Others based on the type of value

Responsibilities for the sponsorship committee may include:

- Taking a lead role in the definition of the targeted value
- Taking a lead role in the acceptance of the actual value
- Ability to provide additional funding
- Ability to assess changes in the enterprise environment factors
- Ability to validate and revalidate the assumptions

Sponsorship committees may have significantly more expertise than the project manager in defining and evaluating the value in a project.

Value-driven projects require that we stop focusing on budgets and schedules and instead focus on how value will be captured, quantified, and reported. Value must be measured in terms of what the project contributes to the company’s objectives. To do this, an understanding of four terms is essential.

1. *Benefits*. Advantages.
2. *Value*. What the benefit is worth.
3. *Business drivers*. Target goals or objectives defined through benefits or value and expressed more in business terms than in technical terms.
4. *Key performance indicators (KPIs)*. Value metrics that can be assessed either quantitatively or qualitatively.

Traditionally, business plans identified the benefits expected from the project. Today, portfolio management techniques require identification of the value as well as the benefits. However, conversion from benefits to value is not easy.<sup>4</sup> Table 16–3 illustrates

**TABLE 16–3. MEASURE VALUE FROM BENEFITS**

Expected Benefits	Value Conversion
Profitability	Easy
Customer satisfaction	Hard
Goodwill	Hard
Penetrate new markets	Easy
Develop new technology	Medium
Technology transfer	Medium
Reputation	Hard
Stabilize workforce	Easy
Utilize unused capacity	Easy

4. For additional information on the complexities of conversion, see J. J. Phillips, T. W. Bothell, and G. L. Snead, *The Project Management Scorecard* (Oxford, UK: Butterworth Heinemann, 2002), Chapter 13.

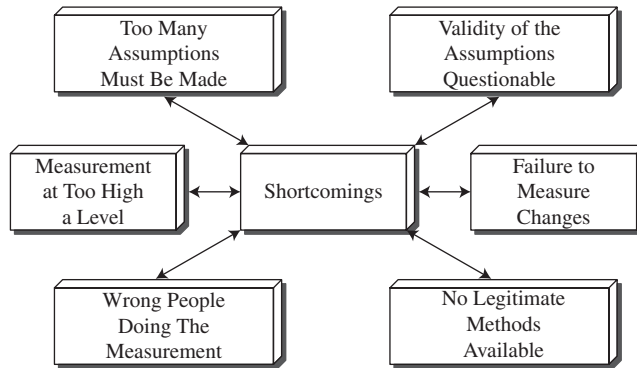


Figure 16–11. Shortcomings.

the benefit-to-value conversion. Also, as shown in Figure 16–11, there are shortcomings in the conversion process that can make the conversion difficult.

We must identify the business drivers, and they must have measurable performance indicators using KPIs. Failure to identify drivers and accompanying KPIs may make true assessment of value impossible. Table 16–4 illustrates typical business drivers and the accompanying KPIs.

KPIs are metrics for assessing value. With traditional project management, metrics are established by the EPM methodology and fixed for the duration of the projects life cycle. But with value-driven project management, metrics can change from project to project, during a life-cycle phase and over time because of:

- The way the company defines value internally
- The way the customer and contractor jointly define success and value at project initiation
- The way the customer and contractor come to an agreement at project initiation as to what metrics should be used on a given project
- New or updated versions of tracking software
- Improvements to the EPM methodology and accompanying project management information system
- Changes in the enterprise environmental factors

TABLE 16–4. BUSINESS DRIVERS AND KPI

Business Drivers	Key Performance Indicators
Sales growth	Monthly sales or market share
Customer satisfaction	Monthly surveys
Cost savings	Earned value measurement system
Process improvement	Time cards

**TABLE 16–5. MEASURING VALUES**

<b>Easy (Soft/Tangible) Values</b>	<b>Hard (Intangible) Values</b>
Return on investment (ROI) calculators	Stockholder satisfaction
Net present value (NPV)	Stakeholder satisfaction
Internal rate of return (IRR)	Customer satisfaction
Cash flow	Employee retention
Payback period	Brand loyalty
Profitability	Time to market
Market share	Business relationships
	Safety
	Reliability
	Reputation
	Goodwill
	Image

Even with the best possible metrics, measuring value can be difficult. Some values are easy to measure while others are more difficult. The easy values to measure are often called soft or tangible values, whereas the hard values are often considered intangible values. Table 16–5 illustrates some of the easy and hard values to measure. Table 16–6 shows some of the problems associated with measuring both hard and soft values.

The intangible elements are now considered by some to be more important than tangible elements. This appears to be happening on IT projects where executives are giving significantly more attention to intangible values. The critical issue with intangible values is not necessarily in the end result but in the way that the intangibles were calculated.<sup>5</sup>

Tangible values are usually expressed quantitatively, whereas intangible values are expressed through a qualitative assessment. There are three schools of thought for value measurement:

*School 1:* The only thing that is important is ROI.

*School 2:* ROI can never be calculated effectively; only the intangibles are what are important.

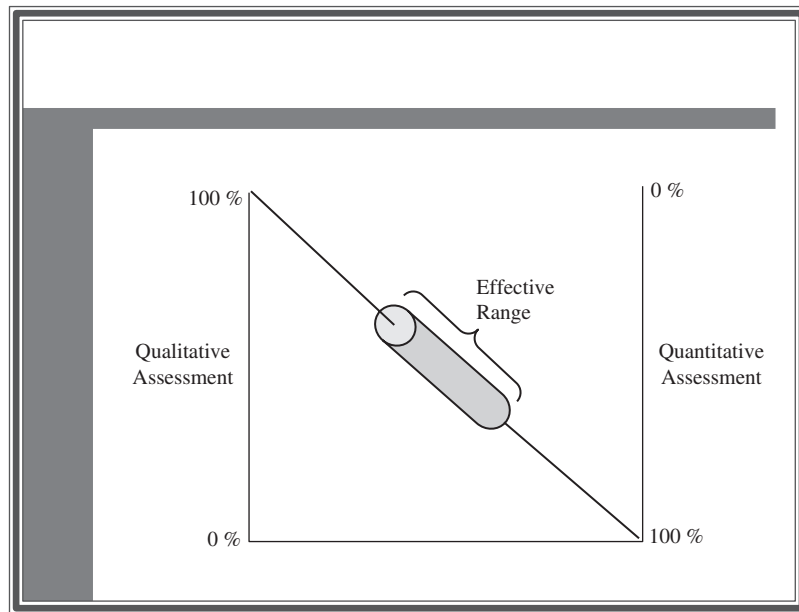
*School 3:* If you cannot measure it, then it does not matter.

The three schools of thought appear to be an all-or-nothing approach where value is either 100 percent quantitative or 100 percent qualitative. The best approach is most likely a compromise between a quantitative and qualitative assessment of value. It may

**TABLE 16–6. PROBLEMS WITH MEASURING VALUES**

<b>Easy (Soft/Tangible) Values</b>	<b>Hard (Intangible) Values</b>
Assumptions are often not disclosed and can affect decision making.	Value is almost always based on subjective-type attributes of the person doing the measurement
Measurement is very generic	Measurement is more of an art than a science
Measurement never meaningfully captures the correct data	Limited models are available to perform the measurement





**Figure 16–12.** Quantitative versus qualitative assessment.

be necessary to establish an effective range, as shown in Figure 16–12, which is a compromise among the three schools of thought. The effective range can expand or contract.

The timing of value measurement is absolutely critical. During the life cycle of a project, it may be necessary to switch back and forth from qualitative to quantitative assessment, and, as stated previously, the actual metrics or KPIs can change as well. Certain critical questions must be addressed:

- When or how far along the project life cycle can we establish concrete metrics, assuming it can be done at all?
- Can value be perceived simply, and therefore no value metrics are required?
- Even if we have value metrics, are they concrete enough to reasonably predict actual value?
- Will we be forced to use value-driven project management on all projects or are there some projects where this approach is not necessary?
  - Well defined versus ill defined
  - Strategic versus tactical
  - Internal versus external
- Can we develop a criterion for when to use value-driven project management, or should we use it on all projects but at a lower intensity level?

For some projects, assessing value at closure may be difficult. We must establish a time frame for how long we are willing to wait to measure the value or benefits from a project. This is particularly important if the actual value cannot be identified until some

time after the project has been completed. Therefore, it may not be possible to appraise the success of a project at closure if the true economic values cannot be realized until some time in the future.

Some practitioners of value measurement question whether value measurement is better using boundary boxes instead of life-cycle phases. For value-driven projects, the potential problems with life-cycle phases include:

- Metrics can change between phases and even during a phase.
- Inability to account for changes in the enterprise environmental factors.
- Focus may be on the value at the end of the phase rather than the value at the end of the project.
- Team members may get frustrated not being able to quantitatively calculate value.

Boundary boxes, as shown in Figure 16–13, have some degree of similarity to statistic process control charts. Upper and lower strategic value targets are established. As long as the KPIs indicate that the project is still within the upper and lower value targets, the project's objectives and deliverables will not undergo any scope changes or trade-offs.

Value-driven projects must undergo value health checks to confirm that they will make a contribution of value to the company. Value metrics, such as KPIs, indicate the current value. What is also needed is an extrapolation of the present into the future. Using traditional project management combined with the traditional EPM methodology,

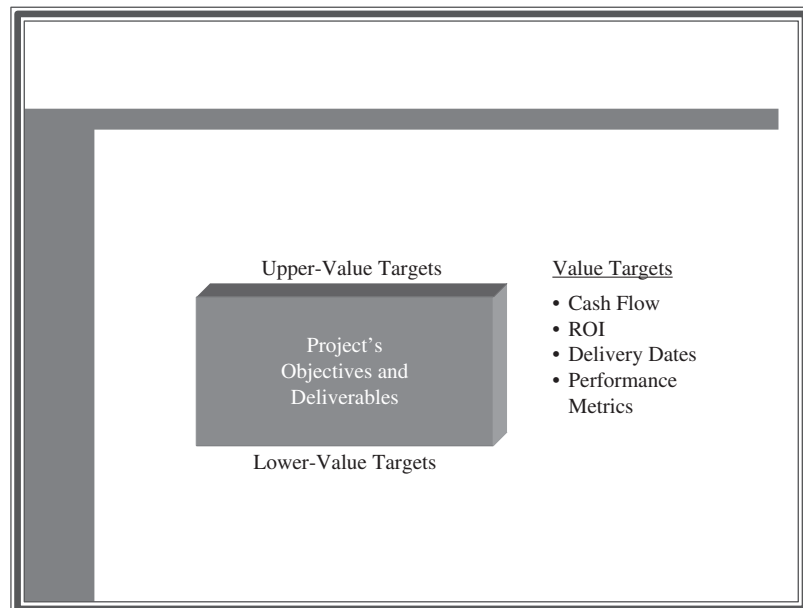


Figure 16–13. The boundary box.

TABLE 16-7. COMPARISON OF EVMS, EPM, AND VMM

Variable	EVMS	EPM	VMM
Time	✓	✓	✓
Cost	✓	✓	✓
Quality		✓	✓
Scope		✓	✓
Risks		✓	✓
Tangibles			✓
Intangibles			✓
Benefits			✓
Value			✓
Trade-offs			✓

we can calculate the time at completion and the cost at completion. These are common terms that are part of earned value measurement systems. But as stated previously, being on time and within budget is no guarantee that the perceived value will be there at project completion.

Therefore, instead of using an EPM methodology, which focuses on earned value measurement, we may need to create a VMM that stresses the value variables. With VMM, time to complete and cost to complete are still used, but we introduce a new term: “value (or benefits) at completion.” Determination of value at completion must be done periodically throughout the project. However, periodic reevaluation of benefits and value at completion may be difficult because:

- There may be no reexamination process.
- Management is not committed and believes that the reexamination process is unreal.
- Management is overoptimistic and complacent with existing performance.
- Management is blinded by unusually high profits on other projects (misinterpretation).
- Management believes that the past is an indication of the future.

An assessment of value at completion can tell us if value trade-offs are necessary. Reasons for value trade-offs include:

- Changes in the enterprise environmental factors
- Changes in the assumptions
- Better approaches found, possibly with less risk
- Availability of highly skilled labor
- Breakthrough in technology

As stated previously, most value trade-offs are accompanied by an elongation of the schedule. Two critical factors that must be considered before schedule elongation takes place are:

1. Elongating a project for the desired or added value may incur risks
2. Elongating a project consumes resources that may have already been committed to other projects in the portfolio

Traditional tools and techniques may not work well on value-driven projects. The creation of a VMM may be necessary to achieve the desired results. A VMM can include the features of earned value measurement systems (EVMSs) and EPM systems (EPMs), as shown in Table 16–7. But additional variables must be included for the capturing, measurement, and reporting of value.



## **Effect of Mergers and Acquisitions on Project Management**

### **17.0 INTRODUCTION**

---

All companies strive for growth. Strategic plans are prepared identifying new products and services to be developed and new markets to be penetrated. Many of these plans require mergers and acquisitions to obtain the strategic goals and objectives. Yet even the best-prepared strategic plans often fail. Too many executives view strategic planning as planning only, often with little consideration given to implementation. Implementation success is vital during the merger and acquisition process.

### **17.1 PLANNING FOR GROWTH**

---

Companies can grow in two ways: internally and externally. With internal growth, companies cultivate their resources from within and may spend years attaining their strategic targets and marketplace positioning. Since time may be an unavailable luxury, meticulous care must be given to make sure that all new developments fit the corporate project management methodology and culture.

External growth is significantly more complex. External growth can be obtained through mergers, acquisitions, and joint ventures. Companies can purchase the expertise they need very quickly through mergers and acquisitions. Some companies execute occasional acquisitions, whereas other companies have sufficient access to capital such that they can perform continuous acquisitions. However, once again, companies often fail to consider the impact of acquisitions on project management. Best practices in project management may not be transferable from one company to another. The impact

on project management systems resulting from mergers and acquisitions is often irreversible, whereas joint ventures can be terminated.

### **Effect of Mergers and Acquisitions on Project Management**

This chapter focuses on the impact on project management resulting from mergers and acquisitions. Mergers and acquisitions allow companies to achieve strategic targets at a speed not easily achievable through internal growth, provided that the sharing of assets and capabilities can be done quickly and effectively. This synergistic effect can produce opportunities that a firm might be hard-pressed to develop itself.

Mergers and acquisitions focus on two components: preacquisition decision making and postacquisition integration of processes. Wall Street and financial institutions appear to be interested more in the near-term financial impact of acquisitions than the long-term value that can be achieved through better project management and integrated processes. During the mid-1990s, companies rushed into acquisitions in less time than they required for capital expenditure approvals. Virtually no consideration was given to the impact on project management and whether the expected best practices would be transferable. As a result, there have been more failures than successes.

When a firm rushes into an acquisition, very little time and effort appear to be spent on postacquisition integration. Yet this is where the real impact of best practices is felt. Immediately after an acquisition, each firm markets and sells products to the other's customers. This may appease the stockholders, but only in the short term. In the long term, new products and services will need to be developed to satisfy both markets. Without an integrated project management system where both parties can share the same best practices, this may be difficult to achieve.

When sufficient time is spent on preacquisition decision making, both firms look at combining processes, sharing resources, transferring intellectual property, and the overall management of combined operations. If these issues are not addressed in the preacquisition phase, unrealistic expectations may occur during the postacquisition integration phase.

## **17.2 PROJECT MANAGEMENT VALUE-ADDED CHAIN** ---

Mergers and acquisitions are expected to add value to the firm and increase its overall competitiveness. Some people define value as the ability to maintain a certain revenue stream. A better definition of value might be the competitive advantages that a firm possesses as a result of customer satisfaction, lower cost, efficiencies, improved quality, effective utilization of personnel, or the implementation of best practices. True value occurs *only* in the postacquisition integration phase, well after the actual acquisition itself.

Value can be analyzed by looking at the value chain: the stream of activities from upstream suppliers to downstream customers. Each component in the value chain can provide a competitive advantage and enhance the final deliverable or service. Every company has a value chain, as illustrated in Figure 17-1. When a firm acquires a supplier, the value chains are combined and expected to create a superior competitive position. Similarly, the same result is expected when a firm acquires a downstream company. But it may not be possible to integrate the best practices.

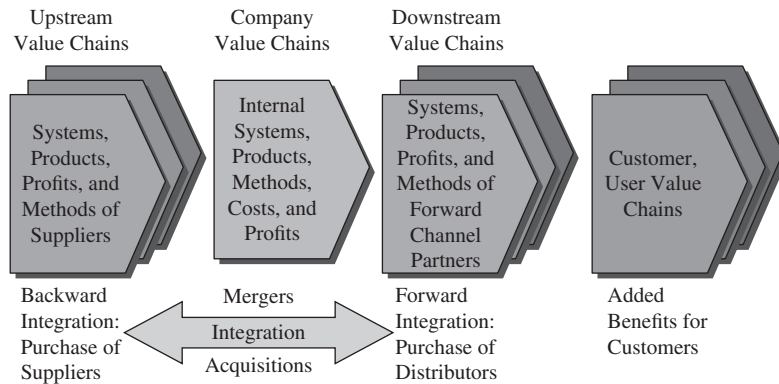


Figure 17-1. Generic value-added chain.

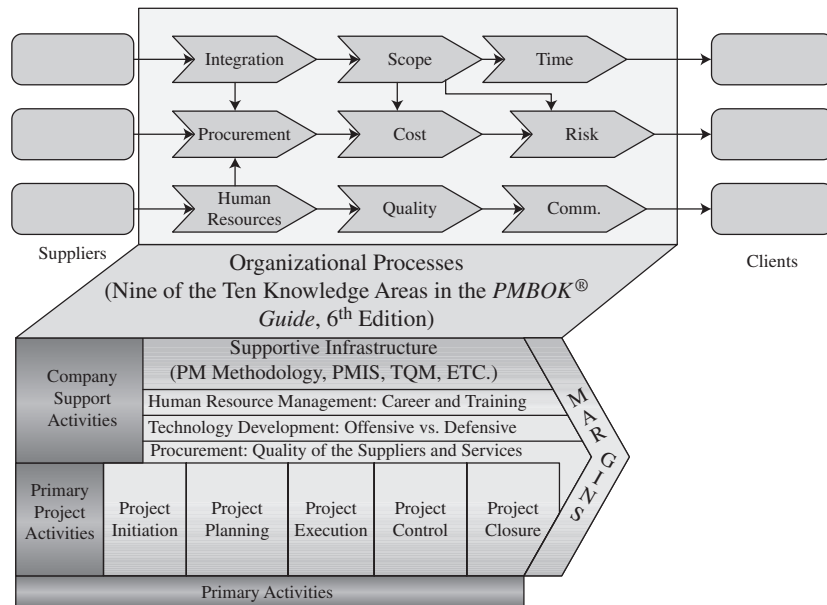


Figure 17-2. Project management value-added chain.

Historically, value chain analysis was used to look at a business as a whole.<sup>1</sup> However, for the remainder of this chapter, the sole focus will be the project management value-added chain and the impact of mergers and acquisitions on the performance of the chain.

Figure 17-2 shows the project management value-added chain. The primary activities are those efforts needed for the physical creation of a product or service. The primary activities can be considered to be the five major process areas of project management: project initiation, planning, execution, control, and closure.

1. M. E. Porter, *Competitive Advantage* (New York: Free Press, 1985), Chapter 2.

The support activities are those company-required efforts needed for the primary activities to take place. At an absolute minimum, the support activities must include:

- *Procurement management.* The quality of the suppliers and the products and services they provide to the firm.
- *Effect of mergers and acquisitions on project management.* The ability to combine multiple project management approaches, each at a different level of maturity.
- *Technology development.* The quality of the intellectual property controlled by the firm and the ability to apply it to products and services both offensively (new product development) or defensively (product enhancements).
- *Human resource management.* The ability to recruit, hire, train, develop, and retain project managers. This includes the retention of project management intellectual property.
- *Supportive infrastructure.* The quality of the project management systems necessary to integrate, collate, and respond to queries on project performance. Included within the supportive infrastructure are the project management methodology, project management information systems, total quality management system, and any other supportive systems. Since customer interfacing is essential, the supportive infrastructure can also include processes for effective supplier–customer interfacing.

These support activities can be further subdivided into nine of the 10 knowledge areas of the *PMBOK® Guide*. The arrows connecting the nine *PMBOK® Guide* areas indicate their interrelatedness. The exact interrelationships may vary for each project, deliverable, and customer (Figure 17–2)

Each of these primary and support activities, together with the nine process areas, is required to convert material received from your suppliers into deliverables for your customers. In theory, Figure 17–2 represents a work breakdown structure for a project management value-added chain:

*Level 1:* Value chain

*Level 2:* Primary activities

*Level 3:* Support activities (which can include the Stakeholder Management knowledge area)

*Level 4:* Nine of the 10 *PMBOK® Guide* knowledge areas

The project management value-added chain allows a firm to identify critical weaknesses where improvements must take place. This could include better control of scope changes, the need for improved quality, more timely status reporting, better customer relations, or better project execution. The value-added chain can also be useful for supply chain management. The project management value-added chain is a vital tool for continuous improvement efforts and can easily lead to the identification of best practices.

Executives regard project costing as a critical, if not the most critical, component of project management. The project management value chain is a tool for understanding a project's cost structure and the cost control portion of the project management methodology. In most firms, this is regarded as a best practice. Actions to eliminate or reduce a



cost or schedule disadvantage need to be linked to the location in the value chain where the cost or schedule differences originated.

The glue that ties together elements within the project management chain is the project management methodology. A project management methodology is a grouping of forms, guidelines, checklists, policies, and procedures necessary to integrate the elements within the project management value-added chain. A methodology can exist for an individual process, such as project execution, or for a combination of processes. A firm can also design its project management methodology for better interfacing with upstream or downstream organizations that interface with the value-added chain. Ineffective integration at supplier–customer interface points can have a serious impact on supply chain management and future business.

### 17.3 PREACQUISITION DECISION MAKING

The reason for most acquisitions is to satisfy a strategic and/or financial objective. Table 17–1 shows the six most common reasons for an acquisition and the most likely strategic and financial objectives. The strategic objectives are somewhat longer term than the financial objectives that are under pressure from stockholders and creditors for quick returns.

The long-term benefits of mergers and acquisitions include:

- Economies of combined operations
- Assured supply or demand for products and services
- Additional intellectual property, which may have been impossible to obtain otherwise
- Direct control over cost, quality, and schedule rather than being at the mercy of a supplier or distributor
- Creation of new products and services
- Pressure on competitors through the creation of synergies
- Cost cutting by eliminating duplicated steps

Each of these can generate a multitude of best practices.

The essential purpose of any merger or acquisition is to create lasting value that becomes possible when two firms are combined and value exists that would not exist

**TABLE 17–1. TYPES OF OBJECTIVES**

Reason for Acquisition	Strategic Objective	Financial Objective
Increase customer base	Bigger market share	Bigger cash flow
Increase capabilities	Provide solutions	Wider profit margins
Increase competitiveness	Eliminate costly steps	Stable earnings
Decrease time to market (new products)	Market leadership	Earnings growth
Decrease time to market (enhancements)	Broad product lines	Stable earnings
Closer to customers	Better price–quality–service mix	Sole-source procurement

separately. The achievement of these benefits, as well as attainment of strategic and financial objectives, could rest on how well the project management value-added chains of both firms integrate, especially the methodologies within their chains. Unless the methodologies and cultures of both firms can be integrated, and reasonably quickly, the objectives may not be achieved as planned.

Project management integration failures occur after the acquisition happens. Typical failures are shown in Figure 17–3. These common failures result because mergers and acquisitions simply cannot occur without organizational and cultural changes that are often disruptive in nature. Best practices can be lost. It is unfortunate that companies often rush into mergers and acquisitions with lightning speed but with little regard for how the project management value-added chains will be combined. Planning for better project management should be of paramount importance, but unfortunately is often lacking.

The first common problem area in Figure 17–3 is the inability to combine project management methodologies within the project management value-added chains. This occurs because of:

- A poor understanding of each other’s project management practices prior to the acquisition
- No clear direction during the preacquisition phase on how the integration will take place
- Unproven project management leadership in one or both of the firms
- A persistent attitude of “we–them”

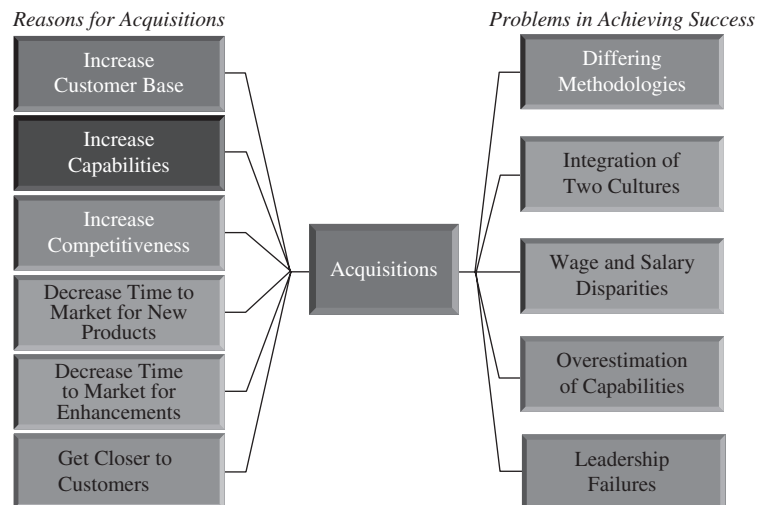


Figure 17–3. Project management problem areas after an acquisition.

Some methodologies may be so complex that a great amount of time is needed for integration to occur, especially if each organization has a different set of clients and different types of projects. As an example, a company developed a project management methodology to provide products and services for large publicly held companies. The company then acquired a small firm that sold exclusively to government agencies. The company realized too late that integration of the methodologies would be almost impossible because of requirements imposed by government agencies for doing business with the government. The methodologies were never integrated, and the firm servicing government clients was allowed to function as a subsidiary, with its own specialized products and services. The expected synergy never occurred.

Some methodologies simply cannot be integrated. It may be more prudent to allow the organizations to function separately than to miss windows of opportunity in the marketplace. In such cases, pockets of project management may exist as separate entities throughout a large corporation.

The second major problem area in Figure 17–3 is the existence of differing cultures. Although project management can be viewed as a series of related processes, it is the working culture of the organization that must eventually execute these processes. Resistance by the corporate culture to support project management effectively can cause the best plans to fail. With opposing cultures, there may be differences in the degree to which each:

- Has (or does not have) management expertise (i.e., missing competencies)
- Resists change
- Resists technology transfer
- Resists transfer of any type of intellectual property
- Allows for a reduction in cycle time
- Allows for the elimination of costly steps
- Insists on reinventing the wheel
- Perceives project criticism as personal criticism

Integrating two cultures can be equally difficult during both favorable and unfavorable economic times. People may resist any changes in their work habits or comfort zones, even when they recognize that the company will benefit by the changes.

Multinational mergers and acquisitions are equally difficult to integrate because of cultural differences. Ten years ago, a U.S. automotive supplier acquired a European firm. The American company supported project management vigorously and encouraged its employees to become certified in project management. The European firm provided very little support for project management and discouraged its workers from becoming certified, using the argument that European clients do not regard project management in such high esteem as do General Motors, Ford, and Chrysler. The European subsidiary saw no need for project management. Unable to combine the methodologies, the U.S. parent company slowly replaced the European executives with American executives to drive home the need for a single project management approach

across all divisions. It took almost five years for the complete transformation to take place. The parent company believed that the resistance in the European division was more of a fear of change in its comfort zone than a lack of interest by its European customers.

Sometimes there are clear indications that the merging of two cultures will be difficult. When Federal Express acquired Flying Tiger in 1988, the strategy was to merge the two into one smoothly operating organization. At the time of the merger, Federal Express (since renamed FedEx Express) employed a younger workforce, many of whom were part time. Flying Tiger had full-time, older, longer-tenured employees. FedEx focused on formalized policies and procedures and a strict dress code. Flying Tiger had no dress code, and management conducted business according to the chain of command, where someone with authority could bend the rules. Federal Express focused on a quality goal of 100 percent on-time delivery, whereas Flying Tiger seemed complacent with a 95 to 96 percent target. Combining these two cultures had to be a monumental task for Federal Express. In this case, even with these potential integration problems, Federal Express could not allow Flying Tiger to function as a separate subsidiary. Integration was mandatory. Federal Express had to address quickly those tasks that involved organizational or cultural differences.

Planning for cultural integration can also produce favorable results. Most banks grow through mergers and acquisitions. The general belief in the banking industry is to grow or be acquired. During the 1990s, National City Corporation of Cleveland, Ohio, recognized this and developed project management systems that allowed National City to acquire other banks and integrate the acquired banks into National City's culture in less time than other banks allowed for mergers and acquisitions. National City viewed project management as an asset that has a very positive effect on the corporate bottom line. Many banks today have manuals for managing merger and acquisition projects

The third problem area in Figure 17-3 is the impact on the wage and salary administration program. The common causes of the problems with wage and salary administration include:

- Fear of downsizing
- Disparity in salaries
- Disparity in responsibilities
- Disparity in career path opportunities
- Differing policies and procedures
- Differing evaluation mechanisms

When a company is acquired and integration of methodologies is necessary, the impact on the wage and salary administration program can be profound. When an acquisition takes place, people want to know how they will benefit individually, even though they know that the acquisition is in the best interest of the company.

The company being acquired often has the greatest apprehension about being lured into a false sense of security. Acquired organizations can become resentful to the point of physically trying to subvert the acquirer. This will result in value destruction, where

self-preservation becomes of paramount importance to the workers, often at the expense of the project management systems.

Consider the following situation. Company A decided to acquire company B. Company A has a relatively poor project management system in which project management is a part-time activity and not regarded as a profession. Company B, in contrast, promotes project management certification and recognizes the project manager as a full-time, dedicated position. The salary structure for the project managers in company B is significantly higher than for their counterparts in company A. The workers in company B expressed concern that “We don’t want to be like them,” and self-preservation led to value destruction.

Because of the wage and salary problems, company A tried to treat company B as a separate subsidiary. But when the differences became apparent, project managers in company A tried to migrate to company B for better recognition and higher pay. Eventually, the pay scale for project managers in company B became the norm for the integrated organization.

When people are concerned with self-preservation, the short-term impact on the combined value-added project management chain can be severe. Project management employees must have at least the same, if not better, opportunities after acquisition integration as they did prior to the acquisition.

The fourth problem area in Figure 17–3 is the overestimation of capabilities after acquisition integration. Included in this category are:

- Missing technical competencies
- Inability to innovate
- Speed of innovation
- Lack of synergy
- Existence of excessive capability
- Inability to integrate best practices

Project managers and those individuals actively involved in the project management value-added chain rarely participate in preacquisition decision making. As a result, decisions are made by managers who may be far removed from the project management value-added chain and whose estimates of postacquisition synergy are overly optimistic.

The president of a relatively large company held a news conference announcing that his company was about to acquire another firm. To appease the financial analysts attending the news conference, he meticulously identified the synergies expected from the combined operations and provided a timeline for new products to appear on the marketplace. This announcement did not sit well with the workforce, who knew that the capabilities were overestimated and that the dates were unrealistic. When the product launch dates were missed, the stock price plunged, and blame was placed, erroneously, on the failure of the integrated project management value-added chain.

The fifth problem area in Figure 17–3 is leadership failure during postacquisition integration. Included in this category are:

- Leadership failure in managing change
- Leadership failure in combining methodologies
- Leadership failure in project sponsorship
- Overall leadership failure

- Invisible leadership
- Micromanagement leadership
- Believing that mergers and acquisitions must be accompanied by major restructuring

Managed change works significantly better than unmanaged change. Managed change requires strong leadership, especially with personnel experienced in managing change during acquisitions.

Company A acquires company B. Company B has a reasonably good project management system but with significant differences from company A. Company A then decides, “We should manage them like us,” and nothing should change. Company A then replaces several company B managers with experienced company A managers. This change occurred with little regard for the project management value-added chain in company B. Employees within the chain in company B were receiving calls from different people, most of whom were unknown to them, and were not provided with guidance on whom to contact when problems arose.

As the leadership problem grew, company A kept transferring managers back and forth. This resulted in smothering the project management value-added chain with bureaucracy. As expected, performance was diminished rather than enhanced.

Transferring managers back and forth to enhance vertical interactions is an acceptable practice after an acquisition. However, it should be restricted to the vertical chain of command. In the project management value-added chain, the main communication flow is lateral, not vertical. Adding layers of bureaucracy and replacing experienced chain managers with personnel inexperienced in lateral communications can create severe roadblocks in the performance of the chain.

Any of the problem areas, either individually or in combination with other problem areas, can cause the chain to have diminished performance, such as:

- Poor deliverables
- Inability to maintain schedules
- Lack of faith in the chain
- Poor morale
- Trial by fire for all new personnel
- High employee turnover
- No transfer of project management intellectual property

## 17.4 LANDLORDS AND TENANTS

---

Previously, it was shown how important it is to assess the value chain, specifically the project management methodology, during the preacquisition phase. No two companies have the same value chain for project management or the same best practices. Some chains function well; others perform poorly.

For simplicity sake, the “landlord” will be the acquirer and the “tenant” will be the firm being acquired. Table 17–2 identifies potential high-level problems with the landlord–tenant relationship as identified in the preacquisition phase. Table 17–3 shows possible postacquisition integration outcomes.

**TABLE 17-2. POTENTIAL PROBLEMS WITH COMBINING METHODOLOGIES BEFORE ACQUISITIONS**

Landlord	Tenant
Good methodology	Good methodology
Good methodology	Poor methodology
Poor methodology	Good methodology
Poor methodology	Poor methodology

**TABLE 17-3. POSSIBLE INTEGRATION OUTCOMES**

Methodology		
Landlord	Tenant	Possible Results
Good	Good	Based on flexibility, good synergy achievable; market leadership possible at a low cost
Good	Poor	Tenant must recognize weaknesses and be willing to change; possible culture shock
Poor	Good	Landlord must see present and future benefits; strong leadership essential for quick response
Poor	Poor	Chances of success limited; good methodology may take years to get

The best scenario occurs when both parties have good methodologies and, most important, are flexible enough to recognize that the other party's methodology may have desirable features. Good integration here can produce a market leadership position.

If the landlord's approach is good and the tenant's approach is poor, the landlord may have to force a solution on the tenant. The tenant must be willing to accept criticism, see the light at the end of the tunnel, and make the necessary changes. The changes, and the reasons for the changes, must be articulated carefully to the tenant to avoid culture shock.

Quite often a company with a poor project management methodology will acquire an organization with a good approach. In such cases, the transfer of project management intellectual property must occur quickly. Unless the landlord recognizes the achievements of the tenant, the tenant's value-added chain can diminish in performance and there may be a loss of key employees.

The worst-case scenario occurs when neither the landlord nor the tenant has a good project management system. In this case, all systems must be developed anew. This could be a blessing in disguise because there may be no hidden bias by either party.

## 17.5 SOME BEST PRACTICES WHEN COMPANIES WORK TOGETHER

The team must be willing to create a project management methodology (and multinational project management value-added chain) that would achieve the following goals:

- Combine best practices from all existing project management methodologies and project management value-added chains.
- Create a methodology that encompasses the entire project management value-added chain from suppliers to customers.

- Meet any industry standards, such as those established by the Project Management Institute (PMI) and the International Organization for Standardization (ISO).
- Share best practices among all company organizations.
- Achieve the corporate launch goals of timing, cost, quality, and efficiency.
- Optimize procedures, deliverables, roles, and responsibilities periodically.
- Provide clear and useful documentation.

At one company, the following benefits were found:

- Common terminology across the entire organization
- Unification of all divisions within the company
- Common forms and reports
- Guidelines for less experienced project managers and team members
- Clearer definition of roles and responsibilities
- Reduction in the number of procedures and forms
- No duplication in reporting

The following recommendations can be made:

- *Use a common written system for managing programs.* If new companies are acquired, bring them into the basic system as quickly as is reasonable.
- *Respect all parties.* You cannot force one company to accept another company's systems. There has to be selling, consensus, and modifications.
- *It takes time to allow different corporate cultures to come together.* Pushing too hard will simply alienate people. Steady emphasis and pushing by management are ultimately the best way to achieve integration of systems and cultures.
- *Sharing management personnel among the merging companies helps to bring the systems and people together quickly.*
- *There must be a common "process owner" for the project management system.* A person on the vice-presidential level would be appropriate.

## 17.6 INTEGRATION RESULTS

---

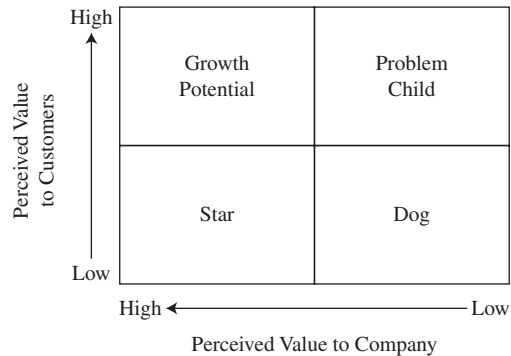
The best-prepared plans do not necessarily guarantee success. Reevaluation is always necessary. Evaluating the integrated project management value added after acquisition and integration is completed can be done using the modified Boston Consulting Group Model, shown in Figure 17-4. The two critical parameters are the perceived value to the company and the perceived value to customers.

If the final chain has a low perceived value to both the company and the customers, it can be regarded as a "dog."

### *Characteristics of a Dog*

- There is a lack of internal cooperation, possibly throughout the entire value-added chain.





**Figure 17–4.** Project management system after acquisition.

- The value chain does not interface well with the customers.
- The customer has no faith in the company’s ability to provide the required deliverables.
- The value-added chain processes are overburdened with excessive conflicts.
- Preacquisition expectations were not achieved, and the business may be shrinking.

#### *Possible Strategies to Use with a Dog*

- Downsize, descope, or abandon the project management value-added chain.
- Restructure the company to either a projectized or a departmentalized project management organization.
- Allow the business to shrink and focus on selected projects and clients.
- Accept the position of a market follower rather than a market leader.

The *problem child* quadrant in Figure 17–4 represents a value-added chain that has a high perceived value to the company but is held in low esteem by customers.

#### *Characteristics of a Problem Child*

- The customer has some faith in the company’s ability to deliver but no faith in the project management value-added chain.
- Incompatible systems may exist within the value-added chain.
- Employees are still skeptical about the capability of the integrated project management value-added chain.
- Projects are completed more on a trial-by-fire basis rather than on a structured approach.
- Fragmented pockets of project management may still exist in both the landlord and the tenant.

*Possible Strategies for a Problem Child Value Chain*

- Invest heavily in training and education to obtain a cooperative culture.
- Carefully monitor cross-functional interfacing across the entire chain.
- Seek out visible project management allies in both the landlord and the tenant.
- Use of small breakthrough projects may be appropriate.

The *growth-potential* quadrant in Figure 17–4 has the potential to achieve preacquisition decision-making expectations. This value-added chain is perceived highly by both the company and its clients.

*Characteristics of a Growth-Potential Value-Added Chain*

- Limited, successful projects are using the chain.
- The culture within the chain is based on trust.
- Visible and effective sponsorship exists.
- Both the landlord and the tenant regard project management as a profession.

*Possible Strategies for a Growth-Potential Project Management Value-Added Chain*

- Maintain slow growth leading to larger and more complex projects.
- Invest in methodology enhancements.
- Begin selling complete solutions to customers rather than simply products or services.
- Focus on improved customer relations using the project management value-added chain.

In the final quadrant in Figure 17–4, the value chain is viewed as a star. This has a high perceived value to the company but a low perceived value to the customer. The reason for customers' low perceived value is that you have already convinced them of the ability of your chain to deliver, and your customers now focus on the deliverables rather than the methodology.

*Characteristics of a Star Project Management Value-Added Chain*

- A highly cooperative culture exists.
- The triple constraints are satisfied.
- Your customers treat you as a partner rather than as a contractor.

*Potential Strategies for a Star Value-Added Chain*

- Invest heavily in state-of-the-art supportive subsystems for the chain.
- Integrate your project management information systems (PMIS) into the customer's information systems.
- Allow for customer input into enhancements for your chain.

### 17.7 VALUE CHAIN STRATEGIES

At the beginning of this chapter, the focus was on the strategic and financial objectives established during preacquisition decision making. However, to achieve these objectives, the company must understand its competitive advantage and competitive market after acquisition integration. Four generic strategies for a project management value-added chain are shown in Figure 17–5. The company must address two fundamental questions concerning postacquisition integration:

1. Will the organization now compete on cost or uniqueness of products and services?
2. Will the postacquisition marketplace be broad or narrow?

The answer to these two questions often dictates the types of projects that are ideal for the value-added chain project management methodology. This is shown in Figure 17–6. Low-risk projects require noncomplex methodologies, whereas high-risk

		Competitive Advantage	
		Cost	Uniqueness
Competitive Market (After Acquisition)	Broad Market	<b>Cost Leadership</b> <ul style="list-style-type: none"> <li>• Project Type: Cost Reduction</li> <li>• R&amp;D Type: Product Engineer</li> <li>• Risk: Low (Obsolescence)</li> <li>• Methodology: Simple</li> </ul>	<b>Differentiation</b> <ul style="list-style-type: none"> <li>• Project Type: New Products</li> <li>• R&amp;D Type: Basic R&amp;D</li> <li>• Risk: Medium</li> <li>• Methodology: Complex</li> </ul>
	Narrow Market	<b>Focused Low-Cost Leadership</b> <ul style="list-style-type: none"> <li>• Project Type: Enhancements</li> <li>• R&amp;D Type: Advanced Develop</li> <li>• Risk: Low to Medium</li> <li>• Methodology: Simple</li> </ul>	<b>Focused Differentiation</b> <ul style="list-style-type: none"> <li>• Project Type: Solutions</li> <li>• R&amp;D Type: Applied R&amp;D</li> <li>• Risk: Very High</li> <li>• Methodology: Complex</li> </ul>

Figure 17–5. Four generic strategies for project management.

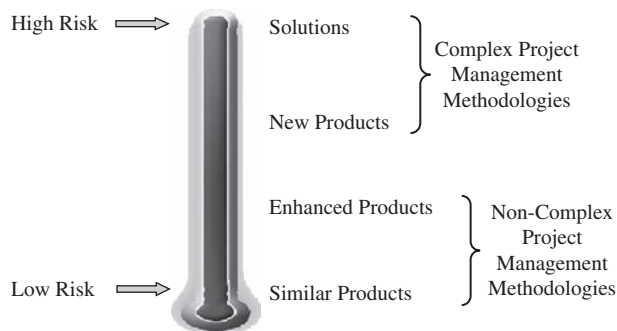
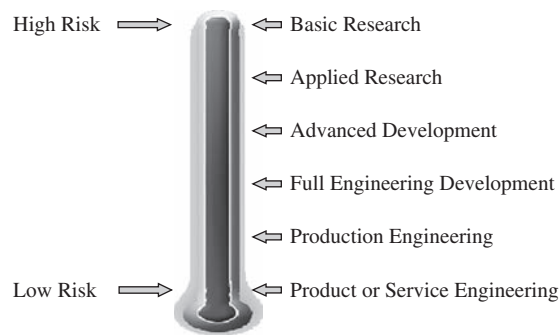


Figure 17–6. Risk spectrum for type of project.



**Figure 17-7.** Risk spectrum for the types of R&D projects.

projects require complex methodologies. The complexity of the methodology can have an impact on the time needed for postacquisition integration. The longest integration time occurs when a company wants a project management value-added chain to provide complete solution project management, which includes product and service development, installation, and follow-up. It can also include platform project management. Emphasis is on customer satisfaction, trust, and follow-on work.

Project management methodologies are often a reflection of a company's tolerance for risk. As shown in Figure 17-7, companies with a high tolerance for risk develop project management value-added chains capable of handling complex R&D projects and become market leaders. At the other end of the spectrum are enhancement projects that focus on maintaining market share and becoming a follower rather than a market leader.

## 17.8 FAILURE AND RESTRUCTURING

---

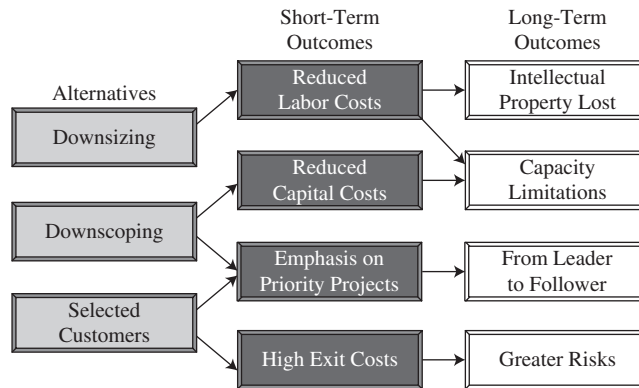
Great expectations often lead to great failures. When integrated project management value-added chains fail, the company has three viable but undesirable alternatives:

1. Downsize the company.
2. Downsize the number of projects and compress the value-added chain.
3. Focus on a selected customer business base.

The short- and long-term outcomes for these alternatives are shown in Figure 17-8.

Failure often occurs because the preacquisition decision-making phase was based on illusions rather than fact. Typical illusions include:

- Integrating project management methodologies will automatically reduce or eliminate duplicated steps in the value-added chain.
- Expertise in one part of the project management value-added chain could be directly applicable to upstream or downstream activities in the chain.



**Figure 17–8.** Restructuring outcomes.

- A landlord with a strong methodology in part of its value-added chain could effectively force a change on a tenant with a weaker methodology.
- The synergy of combined operations can be achieved overnight.
- Postacquisition integration is a guarantee that technology and intellectual property will be transferred.
- Postacquisition integration is a guarantee that all project managers will be equal in authority and decision making.

Mergers and acquisitions will continue to take place regardless of whether the economy is weak or strong. Hopefully, companies will now pay more attention to post-acquisition integration and recognize the potential benefits.



## Agile and Scrum

### 18.0 INTRODUCTION

---

As project management evolved, new techniques have appeared that are outgrowths of the changes in the project management landscape. Agile and Scrum are two such techniques. Figure 18–1 shows some of the changes that are taking place. Levels 2 and 3, which contain some of the core concepts for agile and Scrum, focus more on the characteristics for growth and maturity of project management whereas Level 1 contains basic principles and focuses on getting the organization to accept and use project management.<sup>1</sup> Because executives initially mistrusted project management and were afraid that project managers might make decisions that were reserved for senior management, we have learned that many of the characteristics of Level 1 were actually detrimental to effective project management implementation and served as significant roadblocks for agile and Scrum development. Therefore, the characteristics identified for Level 1 are the reasons why additional levels of maturity were needed, resulting in the development of agile and Scrum approaches.

#### **Level 1 (Common Processes)**

- Projects are identified, evaluated, and approved without any involvement by project managers.
- Project planning is done by a centralized planning group, which may or may not include the project manager.

---

1. For additional information on Level 1 and Level 2, see Harold Kerzner, *PM 2.0, Leveraging Tools, Distributed Collaboration and Metrics for Project Success* (Hoboken, NJ: Wiley and International Institute for Learning, 2015).

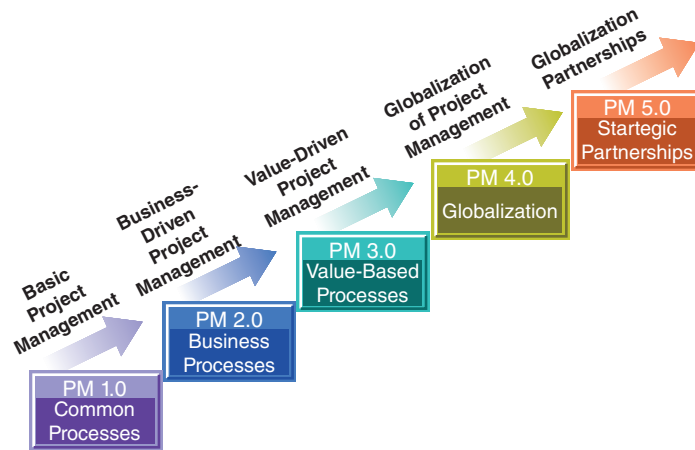


Figure 18-1. Levels of project management maturity.

- Even though the planners may not fully understand the complexities of the project, an assumption is made that the planners can develop the correct baselines and plans, which would remain unchanged for the duration of the project.
- Team members are assigned to the project and expected to perform according to a plan in which they had virtually no input.
- Baselines are established and often approved by senior management without any input from the project team, and again the assumption is made that these baselines will not change over the duration of the project.
- Any deviations from the baselines are seen as variances that need to be corrected to maintain the original plan.
- Project success is defined as meeting the planned baselines; resources and tasks may be continuously realigned to maintain the baselines.
- If scope changes are necessary, there is a tendency to approve only those scope changes where the existing baselines will not change very much.

- Level 2 (Business Processes)**
- Involvement by the project manager early on in the life cycle
  - Committee sponsorship rather than single person sponsorship
  - Decentralized project planning
  - A willingness to work with flexible project requirements
  - Using competing constraints rather than the triple constraints
  - A new definition of project success
  - A higher tolerance for scope changes
  - Use of dashboard reporting rather than excessive documentation
  - Heavy usage of virtual project teams
  - High level of customer involvement
  - Capturing lessons learned and best practices

**Level 3 (Value-Based Processes)**

- Alignment of projects to strategic business objectives
- Traditional life cycle replaced with an investment life cycle
- Use of benefits realization planning and value management
- Going from a methodology to a framework
- Using metrics that can measure intangible elements
- Establishing metrics that track assumptions and constraints
- Having a rapid response to scope changes
- Use of capacity planning and resource management activities
- Use of a portfolio project management office (PPMO)

The heaviest users of Levels 1 and 2 appear to be practitioners of agile and Scrum. However, because of the importance of these changes, we can expect all forms of project management practices to use these concepts in the future.

## 18.1 INTRODUCTION TO AGILE DELIVERY ---

*Just like chess, agile is easy to learn but hard to master.*

—Michel Biedermann

### Introduction to Agile Delivery

#### How Do You Answer “Why Agile?” to the CEO?

Here’s how you might answer “Why agile?” to a C-suite executive:

1. You will reduce the time to market of an awesome idea from months to weeks or even days if necessary.
2. You will get a higher return on investment (ROI) than funded because you can develop a better product than planned by early use of frequent feedback from the business team, end users, and consumers.
3. You will redefine quality no longer as the absence of defects but instead as to how well your product meets market needs.
4. Finally, and most important for you, you will look great in front of your board because by developing your product using a prioritized backlog, you have reduced your risks and ensured that you got the most bang for your buck.

#### Agile Is about Delivering Value Early and Often

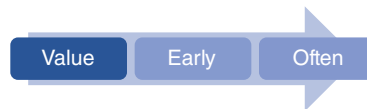
Agile delivery is an evolving concept. Unfortunately, over time, it has come to mean anything to anyone. We do a daily stand-up meeting? Bingo, we must be agile! If only . . .



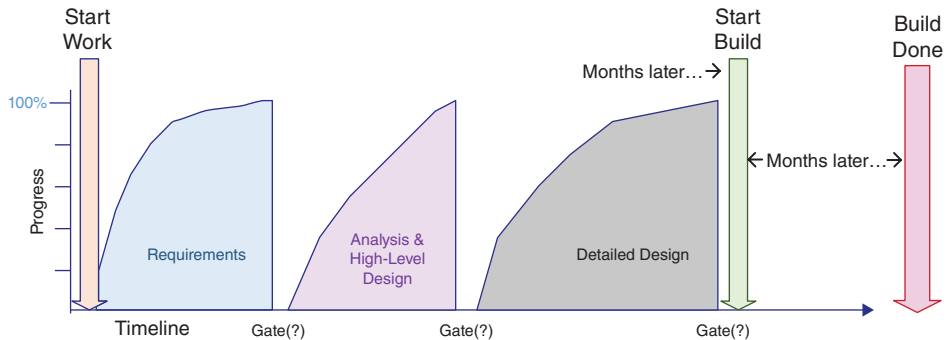
Let's start this introduction to agile with a very simple definition.

At its essence, agile is about reducing time to first benefits by delivering value early and often. (See Figure 18–2.) Let's dissect this definition.

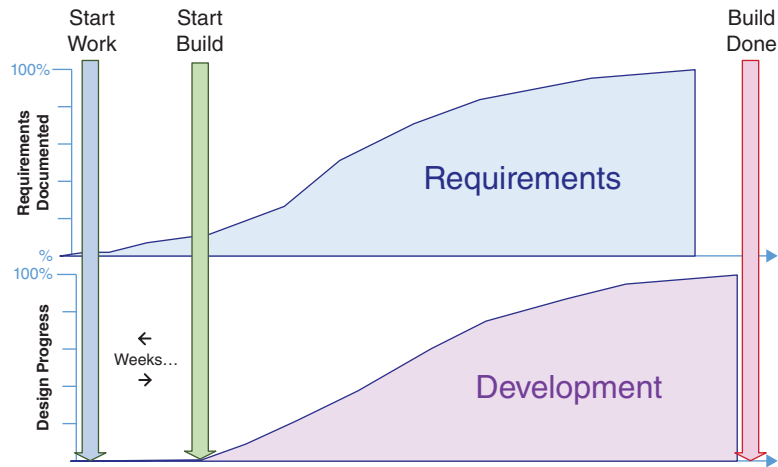
- *Value.* To deliver value, the team must continuously tackle the highest-priority requirements first. We define “highest priority” as those requirements which either are (a) the riskiest to the project, so that if they can't be mitigated, the project will then fail early and thus cheaply, or (b) the team should then focus on the requirements with the highest business value.
- *Early.* On a waterfall or plan-driven project methodology (see Figure 18–3), the work is completed sequentially, starting with requirements, then analysis, then design, then build, then integrate, then test, and only then deploy. Each phase lasts anywhere from a few weeks to many months. With agile delivery, however, the solution or product emerges within weeks or even days from the start of the project. The team accomplishes this by overlapping most of these phases in parallel (see Figure 18–4). The key is to do just enough of the most important requirements to start the work then deliver the remaining prioritized requirements just in time for the integrated build and test phases to flow smoothly.
- *Often.* The emerging solution is presented to any interested stakeholder at the end of each iteration or sprint, usually every couple of weeks. The point of this is (a) to validate the health of the project with hands-on testing of the emerging solution and (b) to increase the value of the solution or product delivered by integrating feedback into the requirements and design.



**Figure 18–2.** The essence of agile delivery is to deliver value early and often



**Figure 18–3.** Waterfall methodology delays the start of the build phase.



**Figure 18-4.** Agile delivery overlaps project phases to deliver value sooner.

It should also be noted that a solution or product only delivers value once it is in production. That is because no end user or consumer would be willing to pay for any of the intermediate work products, such as a fully fleshed out list of requirements or even the drawings or wireframes of the most beautifully designed product. Only the final product counts.

There you have it! I told you that agile delivery was easy to learn. Now comes the hard part: mastering it. The rest of the content—indeed, the rest of your agile apprenticeship—will focus on the many ways to master the goal of delivering value early and often.

However, before we start this apprenticeship in earnest, we need to understand one more concept, which is the impact of agile on the iron constraints.

### Agile Delivery Flips the Iron Constraints

We have all learned about the impact of the three-legged stool or the iron constraints on traditional or waterfall projects: namely, that the scope is fixed by what was funded, while the staffing and schedule needed to deliver that scope are variable.

Agile flips these constraints around (see Figure 18-5). The staffing and schedule are fixed, which makes agile very appealing to management since the budget will not change and, for example, a significant marketing campaign can be reliably scheduled. However, something must clearly give to accomplish this. The variable in the case of agile delivery is the scope of the project.

How could this possibly work? Remember that by prioritizing the requirements, we deliver the most important ones up front. If the project runs out of money or time, the requirements that the team won't be able to deliver are the least valuable ones. In other words, life is unsure; eat the dessert first.

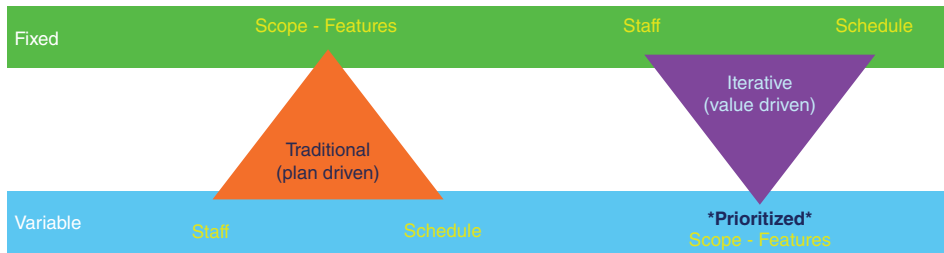


Figure 18-5. Agile delivery flips the iron constraints of a project,.

**Agile Manifesto**

Before we dig into Scrum, probably the best-known agile delivery framework, let’s spend a few minutes reviewing the source of agile, the “Manifesto for Agile Software Development” (see agilemanifesto.org).

**Four Values of the Agile Manifesto**

The Agile Manifesto starts out with four distinct values:

Individuals and interactions	over	processes and tools
Working software	over	comprehensive documentation
Customer collaboration	over	contract negotiation
Responding to change	over	following a plan

Make sure you understand that, as the authors of the manifesto point out, it is not that there is no value in the items on the right; it is just that agile prefers the items on the left. Let’s look at them individually.

**Individuals and Interactions over Processes and Tools**

Agile delivery is not about blindly following frameworks or processes. Though some amount of discipline as represented by a process or framework such as, say, Scrum is useful, none of these can account for the team failing to own its work and collaborating intensely to solve the problem together. Indeed, the concept that “none of us is as good as all of us” applies very much on agile teams. You will very quickly learn that agile delivery is all about the team, or if you prefer, the “T”eam.

Similarly, agile delivery is not about the tools, since they often get in the way. Choose your preferred project management tool and chances are it requires you to think of the project and manage it in the specific way the tool developers envisioned it.

The takeaway here is that no process can overcome a lack of collaboration between individuals on the team. No process alone can make the team high performing. Once the team members collaborate, then a process helps further accelerate the team’s productivity.

## Working Software over Comprehensive Documentation

When thinking about this value, ask yourself the following questions:

1. As a project sponsor, what helps you better understand the health of a project: (a) reading the documentation created by the team or (b) testing the emerging solution yourself on a regular basis, say, after each two-week iteration or sprint?
2. As the end user or consumer of a product, would you pay for documentation beyond a user manual?

We have seen too many teams take this position on the cost of documentation as an excuse for not documenting anything at all. It is not that documentation is not necessary. It is. It is just that it should be limited to what is most valuable. Given this, what documentation is important to agilists? At a minimum, we suggest the following:

1. Product backlog (as a living document, surviving from release to release)
2. RAID (i.e., risks, actions, issues, and decisions) log (as a living document)
3. User manual, especially if the product is not intuitive enough to use without help
4. Directions on how to promote the solution into production, especially if this process is not fully automated
5. Directions necessary to support the product once it is in production

## Customer Collaboration over Contract Negotiation

You may be getting the impression that agile delivery requires much more intense collaboration than on traditional or waterfall projects. For example, streamlining the documentation must be replaced or at least supplemented by closer collaboration between customer and vendor(s). Instead of documenting, analyzing, and designing all requirements ahead of schedule, even incidentally, those that might end up not being done, the knowledge necessary emerges just in time for its consumption through collaboration.

1. Contract negotiation delays the start of the project and thus the time to first benefit for the customer and vendor(s), but especially for the most important entity of all, the consumer or end user of the product.
2. Project delays and surprises have created a culture where both the customer and vendor(s) seek to shift the risks to the other(s). This type of negotiation makes it very difficult and time consuming to find a win-win situation for all involved. All parties will try to game the system; it is human nature.
3. The team usually can't be shielded from the stress and the demands of contract negotiations, so its productivity suffers, at least temporarily. Examples include having to suddenly shift gears to analyze the new requirements to estimate the effort necessary or putting up with the uncertainty of whether team members will be extended on the project.

The net effect of this is that the relationship between the customer and its vendor(s) changes on agile projects from one primarily driven by contracts to one of a tight partnership. What kind of journey are all parties about to embark on if the journey doesn't start with a win-win for all?

**NOTE:** Some of you are bound to ask, at this point, how to structure an agile contract. Though this may be much too soon for you to understand all the subtleties of the answer, the takeaway is that we prefer to structure an agile contract with the following phases:

1. [Optional] *Visioning*. This phase is meant to align the strategic business objectives with increasingly refined requirements. It culminates with the definition of the top two or three most important requirements needed to implement the strategic business objectives. More requirements will emerge over time once the work is started.

Contract type: *Fixed price* because this phase relies on fixed capacity and fixed duration (two to three weeks)

2. *Work kickoff*. The team is assembled and starts working on the single most important requirement until its delivery velocity reaches steady state. This traditionally takes about three to four iterations or sprints. We define velocity as the number of story points accepted by the customer per sprint. Story points are the agile currency for estimating the work.

Contract type: *Time and Material* because, though this phase relies on fixed capacity (i.e., the team), the duration needed for the team to reach velocity steady state may vary. Depending on set-up time, the skills of the team and the complexity of the business domain, that duration should last about two to four months.

3. *Steady state*. Now that the velocity of the team is known, the duration of the project can be estimated using the size of the product backlog. The currency used to estimate work on agile teams is story points. We will describe story points and how to estimate work in section 18.2. Suffice it to say that if the sum of the story points for the list of requirements is, say, 200, and the team delivers 20 points on average at a steady state per iteration, then it will take the team 10 iterations to complete the work. This steady-state phase can be done for a fixed price providing the team size, composition, and business domain of the work remain the same. Note that you should not compare velocity between teams lest they use it to game the system. In other words, you cannot say that a team delivering 20 story points per iteration is half as productive as one delivering 40 points. More on this in section 18.2.

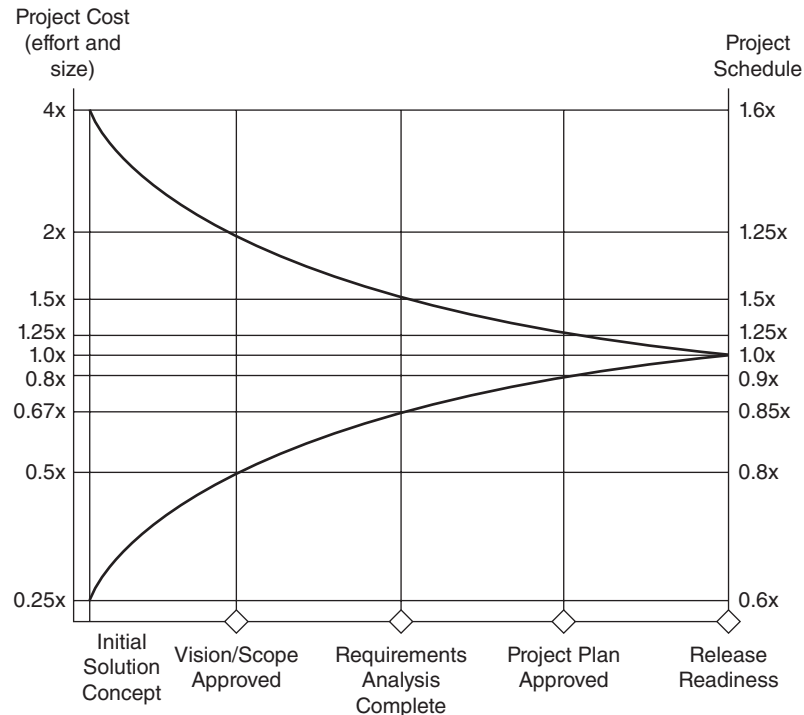
## Responding to Change over Following a Plan

In most projects, if not in all of them, the customer's needs evolve as it experiences the emerging solution. This triggers new ideas, new requirements, or even new directions in which to pivot the product. Integrating this feedback so that the final product better meets the demands of the end users is not only acceptable, it is, in fact, very desirable. That is, if an agile delivery project has a requirements documentation phase per se, it is very short, maybe a couple of weeks at most, to let the strategic business objectives guide the identification of the one or two most important requirements that will implement them. Actually, I should have said that the requirements documentation phase

extends almost for the entire duration of the project. The intent here is that requirements continuously emerge just in time for consumption by the development team or possibly two to three weeks earlier than that so that the designers and architects can prepare their guidance of the development team.

This value is often the hardest for traditional vendors and customers to embrace. Too many contracts are written in such a way that the project scope must be fully fleshed out and all the effort estimates cemented before they are signed. The irony is that neither the customer nor the vendor(s) knows enough at the beginning of the project to anticipate where the feedback is going to take the product and how much effort truly will be needed. This is reflected in Figure 18–6, the Cone of Uncertainty.

Figure 18–6 shows the amount of information that both the customer and vendor don't know over the duration of a project. The phases documented on the horizontal axis map to typical waterfall or plan-driven delivery. The insidiousness of wanting to fix the project scope and its effort estimates prior to the start of the project is that both sides of the contract divide don't know what they don't know. The customer team only has its best guess of what the requirements should be. In turn, the vendor team tries to estimate what effort will be needed to implement those uncertain requirements. Ironically, both teams will make great effort and spend much time trying to narrow that cone of uncertainty when in fact the best way to do this is to start the work. Thus, agile teams prefer to start working early in the project but respond to change rather than spending time guessing a plan and, more important, dates, only to have them be wrong.



**Figure 18–6.** Cone of Uncertainty demonstrating what is not known about a project over its various waterfall phases.

Let's examine why some would say that having a detailed plan is better than knowing just enough to start working. Clearly there is value in having a plan—a simple, even simplistic one. The key is to not have analysis paralysis, delaying the work while seeking to create the perfect plan. Instead, the business and technical teams should embrace these uncertainties and instead agree on a partnership with the following terms:

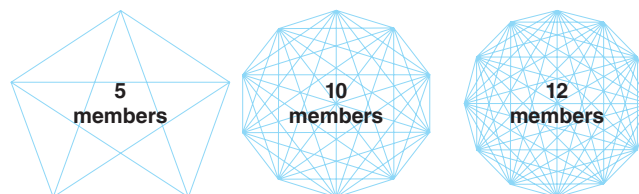
1. The business team is welcome to change and reprioritize requirements, providing the technical team continues to have the skills to implement them.
2. If the business domain changes, then the technical team may have to make changes to the skills of the team. This may require a project change request if the seniority or complexity of the skills must change.
3. As the project progresses, but certainly from the midpoint onward, the estimate of number of iterations needed to complete known work can be based on solid data. Thus, the management team should have an increasing comfort about the project duration as it progresses. This will be especially true if the work completed during each iteration meets the definition of done (DoD) to be promoted into production. More on this later.
4. Given the important of team velocity and since adding individuals to a team changes its velocity, adding resources to a project is done by adding entire teams instead. This can be done relatively painlessly since agile teams are relatively small. Indeed, agile teams should only have between five and nine members. This maximizes communication, collaboration, and innovations. Smaller teams may not have the collective life experiences to generate the quality of ideas to innovate and solve problems that larger ones can. Conversely, since the number of channels of communications increases exponentially, teams larger than about nine members lose much of their effectiveness to communicate. Figure 18–7 illustrates this growth:

For these reasons, agile delivery is the new standard for managing the creation of new products. However, for many people, these values are too broad and difficult to really understand. That's why the creators of the Agile Manifesto then went on to document 12 principles to better define the four values.

## 12 Principles of Agile Manifesto

The problem with the four values of the Agile Manifesto is that they are too broad, too abstract for many people to apply effectively.

That's why the authors of the manifesto followed up those values with 12 principles to better frame the agile conversation.



**Figure 18–7.** Channels of communications in a team increase exponentially based on the formula  $\text{Team size} \times (\text{Team size} - 1) / 2$ .

## 1. Early and Continuous Delivery of Valuable Software

The first principle reads: “Our highest priority is to satisfy the customer through early and continuous delivery of valuable software.” In other words, not the requirements, or the architecture, or the design are as valuable as working software. Think about it this way: As the consumer of product you are about to buy, would you pay just to get a compelling architecture document or awesome wireframes? The answer is no. Don’t get me wrong, these work products have some value, but only when they are reflected in working software.

Given the influence of feedback on the quality of the final product, the business team wants to observe, indeed experience, the emerging product as early as possible in the project. By the way, as a project manager, sponsor, or member of the management team, no finely crafted status report gives you as good an understanding of the health of the project as experiencing yourself, hands on, the progress of the emerging product.

That’s why agile delivery (a) pushes very hard to start the build phase of product as early as possible, usually a couple of weeks to a month after the start of a project, and (b) demonstrates the emerging product to as broad an audience as possible every few weeks.

## 2. Welcome Changing Requirements, Even Late

The second principle reads: “Welcome changing requirements, even late in development. Agile processes harness change for the customer’s competitive advantage.” We already mentioned that integrating continuous feedback into the emerging solution will create a final product that is more valuable than initially planned. So, given the chance to deliver a greater ROI than was originally calculated in the business case and funded, why wouldn’t you grab it? This means dealing with uncertainty throughout the project, but this uncertainty is healthy given the better outcome. In other words, embrace uncertainty and be flexible (or dare we say agile) with it.

## 3. Deliver Working Software Frequently

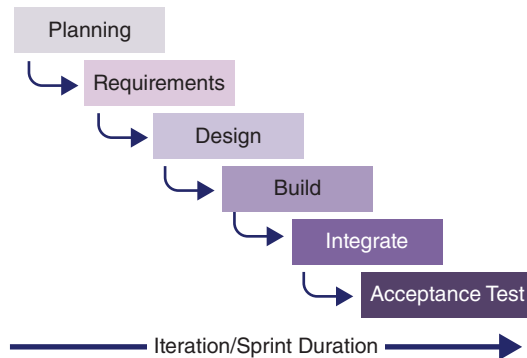
The third principle reads: “Deliver working software frequently, from a couple of weeks to a couple of months, with a preference to the shorter timescale.” Let’s see why the manifesto authors prefer a shorter time scale:

1. Given the importance of gathering and integrating feedback into the emerging product, why not often?
2. Shortening the duration between demonstrations instills a sense of urgency to the team. In other words, it reduces procrastination and gives the team permission to say no to extraneous requests. Mind you, it’s not as if this no is forever; if the request is legitimate, it will be prioritized for the next iteration, which will start at most in two weeks.
3. Shorter iterations expose the inefficiencies and impediments slowing down the flow of the work. For example, there will be a much bigger sense of urgency to resolve a blocker if the time-boxed iteration lasts two weeks rather than two months. In other words, a two-day delay represents 20 percent loss of productivity in a two-week or 10-day iteration. The same delay will only be 5 percent in a two-month or 40-day iteration. Again, bigger sense of urgency. . .

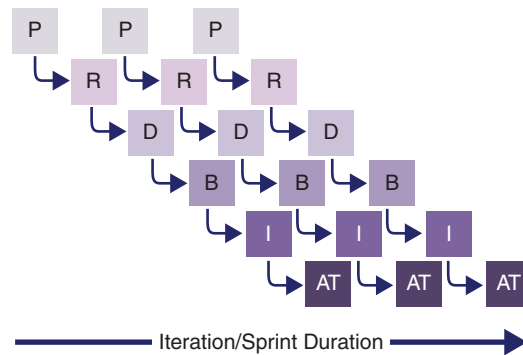


4. Another typical work inefficiency that is better exposed with shorter iterations is the tendency of new agile teams to “waterfall their iterations.” Teams should focus on completing first the iteration’s single most important requirements, then focus on the next most important requirement. This ensures that maximum value is generated during the iteration. Teams waterfalling their iterations will instead focus on understanding all the iterations’ requirements first, then analyzing them all, then designing them, building them, and finally testing them all at once (see Figure 18–8). If the team is blocked or slowed down during say, the design phase of the iteration, it risks not being able to complete any of the work and thus would deliver no value for this iteration. In other words, completed development work should reach the testing team for validate after early in the iteration, ideally after a couple of days, not late in the iteration (see Figure 18–9).
5. Since continuous improvement is one of the principal tenets of agile delivery, we prefer to reflect on how to improve more often than less.

It is for these reasons that an iteration duration of two weeks has emerged as a best practice.



**Figure 18–8.** Example of a waterfall iteration where work is done by sequential phases. If time runs out during an iteration, it is likely that little value or working software will be delivered.



**Figure 18–9.** Requirements completed per priority in typical agile delivery fashion. If time runs out during an iteration, the work on the most important requirements will at least have been completed, thus delivering value in the form of working software.

#### 4. Business and Technical Teams Must Collaborate Daily

The fourth principle reads: “Business people and developers must work together daily throughout the project.” It used to be that the business team spent weeks documenting the requirements, then threw them over the wall before having to wait months to see the final product, only to likely be disappointed. One way to prevent this is for both business and technical teams to continuously work together throughout the project. Here are some of the typical tasks that happen during an agile delivery project:

1. The business team documents just enough of the one or two most important requirements for the technical team to go to work. “Just enough” traditionally means two to four sentences describing the desired outcome and the value to the end user. Traditionally, this should fit on an index card (4×5 inches; 10×13 cm). This card represents a starting point from which the technical team can ask questions as they build the solution. Rather than documenting on paper a ton of details, these details emerge just in time, during conversations as the technical team needs the answers. This allows both technical and business teams to clarify each other’s assumptions in real time.
2. By collaborating daily, the business team can answer the dozens of questions that undoubtedly emerge from the technical team, regardless of whether requirements were written on an index card or a 200-page document. Without this ongoing dialog, it would be up to the technical team to make these dozens of microdecisions every day. “Should the button go here or there?” “Should the trigger be this or that?” “What should happen if the answer is ‘x’ and not ‘y’?” It’s easy to see how having the business team answer these questions as they emerge throughout the day would lead to a solution that better meets the team’s vision and needs.
3. The business team refines and reprioritizes the requirements once or twice an iteration. Requirements are prioritized by business value and by risk to the project. The riskiest requirements should be tackled as early as possible in the project so that if they must doom the project, the failure can happen as quickly and therefore as cheaply as possible (i.e., fail early, fail cheap).

Ideally, the most important requirements should always be ready to be consumed by the technical team for the next two to four iterations. This will give more time to the designers (e.g., architects, web designer teams team) and infrastructure engineers to get a jump on completing their work in time for the development and testing team to tackle theirs.

However, without a doubt, this principle has become the hardest one to implement because of the strong desire to reduce product development costs by offshoring the technical team while the business team stays located at the company headquarters. There is a common saying that when it comes to the business and technical teams working together, latitude hurts but longitude kills. Since the most effective form of communication is face to face, it’s one thing to separate the two teams merely by distance while they work in the same time zone. At least this way, always-on phone lines and video links enable the quick microdecisions from the business team when the technical team needs help or clarifications. The cumulative effect of faulty assumptions, usually by the

technical team, can really sidetrack an effective development effort. It's another thing altogether when teams are separated by time zones. The imposition of having your work schedule shifted by as much as 12 hours makes it very difficult to maintain team motivation over time, let alone ensuring that only the best resources stay on the project—not just the best available ones. However, given these real-world project constraints, here are some prioritized options:

1. Overlap the two teams, or at least as many members of them as possible, by as many work hours as feasible. A reasonable minimum would be at least two hours. During this overlap, focus primarily on answering the microdecisions and testing the emerging stories.
2. Assign a proxy to the business team who is colocated with the technical team and who is empowered to be the voice of the business and of the customer. This proxy is usually a business analyst with a deep understanding of the team's business domain. An additional risk to having a business proxy is that the business team but especially the product owner (more on this role in Section 18.2 on Scrum) risks abdicating in part or in whole the decisions to the proxy. This is suboptimal for many reasons.
3. Colocate a reduced set of technical resources with the business team. Their responsibility is to be the communication bridge with the offshore resources. The disadvantage of this option is that microdecisions will be delayed by at least one day and are at the mercy of clear and accurate communications between the two technical teams.
4. Document the requirements in as much detail as necessary for the technical team to minimize assumptions and request microdecisions. There are at least four disadvantages to this option:
  - a. Documenting the requirements to the level necessary will likely become the bottleneck in the development effort, especially if changes or, worse yet, entire pivots are needed since it's not possible to compensate for these through big design up front.
  - b. Too many teams have paralysis by analysis when documenting requirements ahead of time and in writing because they try to anticipate answers to all microdecisions.
  - c. For most offshore teams, English is at best a second language, so finding someone who can understand its nuances places another bottleneck on the technical team.
  - d. Written language is not a very effective form of communication, especially when trying to address complex problems.

## **5. Team Up Motivated Individuals and Trust and Support Them**

The fifth principle reads: “Build projects around motivated individuals. Give them the environment and support they need, and trust them to get the job done.” Ideally, the goals of the organization, the project, and the individuals are all aligned. This alignment increases the engagement of the individuals and their ownership of their work. In turn, this helps facilitate the trust and support by the management team. The bottom line is that this principle is ultimately about culture, the hardest part of an agile transformation.

## **6. Most Effective Way of Communicating with the Development Team Is Face to Face**

The sixth principle reads: “The most efficient and effective method of conveying information to and within a development team is face-to-face conversation.” It is from this principle that the concept of colocating the business and technical teams evolved. See Principle #4 for pitfalls of not enabling face-to-face communications, especially by offshoring the technical team and potential options to address this problem.

## **7. Working Software Is the Primary Measure of Progress**

The seventh principle reads: “Working software is the primary measure of progress.” This principle should go without saying. However, it is amazing the number of managers and leaders who still insist on understanding the health of a project or program via status reports. These reports end up taking the teams many hours, if not days, to carefully craft so as not to unintentionally expose uncomfortable truths. Indeed, it would be much better and more effective for all involved if the managers observed firsthand the sprint or iteration demos. In about a two-hour meeting, every other week or so, they would understand the context behind requests, risks, issues, and blockers—in other words, the true health of the project. It’s tough to obfuscate transparency and lack courage when the primary metric used is observing working software.

## **8. Agile Processes Should Be Able to Maintain a Constant Pace Indefinitely**

The eighth principle reads: “Agile processes promote sustainable development. The sponsors, developers, and users should be able to maintain a constant pace indefinitely.” Promoting a sustainable development pace and effort makes life easier for all involved. This is accomplished by the following:

1. Dividing the work in sprints or iterations, each of about two weeks in duration, so that all resources, not just the technical team, are under a constant but low-level pressure to get things done, to mitigate risks and address issues before they become blockers, and so on. Losing one day of productivity due to a blocker doesn’t mean much on a plan-driven project but means an instant 10 percent drop in productivity when the team works in 2-week or 10-day iterations.
2. By making sure that each story meets the DoD and is therefore ready to be promoted into production before it is accepted by the business team or the product owner at the end of the iteration, the productivity or velocity (more on this in Section 18.2) of the team becomes predictable. A steady-state velocity becomes an invaluable planning tool. In other words, meeting the DoD eliminates the need for other project phases like Functional Testing, Integration, User Acceptance Testing, and so on. The problem with having these separate and distinct phases is that, as discussed in the section on the “Responding to Change over Following a Plan” value, we can’t accurately anticipate the duration of each of these phases. Without that, it’s not possible to effectively management the expectations of the stakeholders in general and of leadership.

## 9. Continuous Technical Excellence and Good Design Enhance Agility

The ninth agile principle is: “Continuous attention to technical excellence and good design enhances agility.” The corollary to this principle is that technical debt is an agile antipattern. Technical debt is the price we must pay today to correct technical decisions made in the past. A typical example might be that many companies decided a few years ago that they would standardize on a given browser version rather than keeping their Web environment up to date. The advent of mobile applications has required that these companies first correct this technical debt by upgrading their browsers and their underlying applications to modern versions. Correcting this technical debt often costs in the millions of dollars and months to implement right at a time when everyone is clamoring for mobile apps.

## 10. Maximize the Work Not Done

The tenth agile principle is: “Simplicity—the art of maximizing the amount of work not done—is essential.” One typical example of this principle is that preparing more of the list of requirements than two to four iterations ahead of the development effort may not minimize the work not done. That is because the feedback received during the sprint or iteration demos will likely shape the rest of the requirements, so much of this additional work may be for nothing.

Another way of looking at this is that ineffective agilists use this principle to paraphrase the first half of Einstein’s quote: “Everything should be made as simple as possible, but not simpler.” In other words, this principle is worded in such an unusual way to better emphasize that the point is to be deliberate in selecting the work that doesn’t need to be done rather than merely minimizing the work done. As such, this principle is often abused in the following ways:

1. Teams lean on this principle to avoid meeting a minimum amount of standard work. For example, too many teams combine this principle with value on “working software over comprehensive documentation” as an excuse to not document anything. A minimum of documentation is usually warranted, even or maybe especially on agile projects. It just doesn’t take the form of requirements. Some documents that come to mind include help files, user guides, code promotion direction if this process is not automated, and others.
2. Another way this principle is used is to prevent goldplating, whether of the design or the build and testing. Too many teams design for the what-if scenario. What if we are asked for this scenario or that scenario? Easy enough! Let’s design and implement a solution that can accommodate all three, what we are asked for and the two alternate scenarios. This way, we are covered. Besides design and coding for options that likely won’t see the light of day, especially if the requirements change during the project, the business team may discover a substantial pivot that will make the result so much better. Besides having spent time developing an unnecessary solution, that work will likely have to be undone to meet the new requirements.

It is for these reasons at least that the team should consciously look for the simplest solution that meets the stated requirements. Things may change in the future, but let that need dictate the minimum refactoring needed.

## 11. The Best Architecture, Requirements, and Designs Emerge from Self-Organizing Teams

The eleventh agile principle reads: “The best architectures, requirements, and designs emerge from self-organizing teams.” The concept of self-organizing teams is key here. Over time, this concept has been clarified: the teams should be both empowered and cross-functional. The teams are empowered because they are closest and best equipped to quickly make the needed decisions, and they are cross-functional because all skills needed to design, build, and test stories should be included on the team. This minimizes dependencies on other teams and maximizes the chance that a story or requirement will be completed, integrated, and tested end to end before the end of the sprint or iteration. Empowered and cross-functional teams are best equipped to ensure that each story meet the DoD. It should be noted that architecting or designing solutions in a world where requirements often emerge just in time is a difficult problem to solve. This is especially true as the systems become more and more complex. However, taking the story-level view of the design simplifies things, though this is done at the expense of a systemic and systematic view of the entire emerging solution. To address this problem, concepts like tightly aligned but loosely coupled systems or emergent versus intentional design, agile modeling with its automated testing, continuous integration, and continuous delivery, can help.

## 12. Team Regularly Reflects on Improving and Makes Necessary Adjustments

The twelfth agile principle reads: “At regular intervals, the team reflects on how to become more effective, then tunes and adjusts its behavior accordingly.” One of the key pillars of agile is that of continuous improvement. It implies that the teams know best, though possibly with the help of an agile coach, how to work better and faster. As such, following each iteration or sprint, the team and project stakeholders should gather and have the courage to objectively look at their latest slice of work. You will see much more about this in the sprint retrospective in Section 18.2.

## 18.2 INTRODUCTION TO SCRUM

---

### Overview of Scrum

Scrum is probably the best-known agile framework. Though it started out being used for software development, many of its principles are now applied well beyond IT, to more general purposes, such as developing product or services.

At its core, Scrum is a framework to collaboratively develop and deliver products of the highest possible value. The following six aspects best describe it (see Figure 18–10).

1. *Lightweight.* Scrum is defined by three roles, four events, and five artifacts. That’s all. We will look at this in detail below.
2. *Easy to understand.* Due to its simplicity, Scrum is very easy to explain and to learn. As a matter of fact, the “Scrum Bible,” which can be found at [www.scrumguides.org](http://www.scrumguides.org), has only 17 very easy-to-read pages.

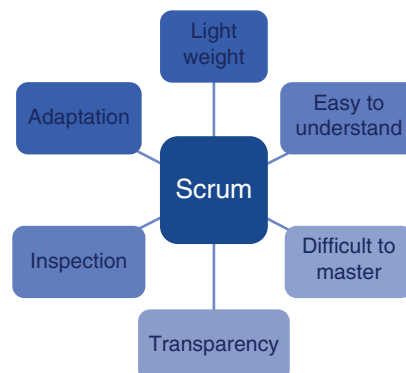
3. *Difficult to master.* As mentioned, Scrum is deceptively easy to learn. Mastering it requires a long time. We will see some of the reasons why below.
4. *Transparency.* Scrum, just like agile, aims for transparency. One of the key concept that everyone must understand and agree to is the Definition of Done, or DoD. These are the criteria by which the work produced by the team will be evaluated for completion before being accepted as done..A side benefit of this is that agilists are pushing for transparency throughout projects, including in the processes the team will follow; the daily progress report; its estimates; its metrics; its velocity (i.e., the speed at which the team completes its work; (more on this below); and the risks, issues, and especially blockers. Being this transparent requires courage—courage, for example, to share the bad news early since not all managers follow the adage that “good news can wait, bad news can’t.” Courage also to announce what you are committing to delivering in the next sprint; courage, therefore, to be held accountable every couple of weeks on what you delivered. Another form of courage includes seeking frequent feedback on the work produced. These forms of transparency-driven courage are just some examples why Scrum is difficult to master.
5. *Inspection.* At the end of each sprint, the team demonstrates to the anyone interested the work it accomplished. In doing so, it seeks to gather the feedback necessary to make the result better and more valuable than originally planned. Also, the team and stakeholders regularly take a critical look at the people, processes, and tools with an eye toward continuous improvement.
6. *Adaptation.* Based on the inspections just described, the team and stakeholders can freely decide to make the changes needed to increase the quality and value of the product being created and to increase the team’s productivity.

Let’s now dive deeper into the three roles, four events or ceremonies, and five artifacts or work products that compose Scrum.

### The Three Roles in Scrum

Scrum projects are characterized by just three roles. They are:

1. Team member
2. Scrum master
3. Product owner



**Figure 18–10.** The six components that are the essence of Scrum.

## Team Members

### *Team Members Deliver Value.*

The team members are only the developers and testers. They are generally the ones delivering value on the project. Though the project may also have additional temporary or part-time help from architects, designers and infrastructure engineers as needed, agilists consider that it is the former that deliver the bulk of the value.

The team generally constrains the work to be delivered. It is therefore imperative that every effort be made to protect its productivity. For example, meetings involving the team should be minimized both in number and in duration.

### *Cross-Functional and Self-Organized.*

The most effective Scrum teams are cross-functional and self-organized. They are cross-functional because the team should have all the skills needed to complete the required work, end to end. For example, a software development team might need to have front-end or user interface (UI) skills, orchestration layer or APIs, and back-end or database skills. Such a team would be able to complete the development, end-to-end integration, and testing of its stories in one sprint. In other words, such a team would make sure each of its stories meets the DoD.

Another advantage to being cross-functional is that this allows the team to minimize the need for part-time specialists but also to cover for when a team member is unavailable, since between them, team members can cover all roles, although maybe not with the same productivity.

It should be noted that many companies prefer a separate team for the back-end or database development, for example. Furthermore, these ancillary teams also often work in a plan-driven or waterfall fashion. This is suboptimal for agile projects since (1) it creates unnecessary dependencies, (2) usually requires project management overhead to work out the rippling side effect of aligning these teams, and (3) likely prevents a story from being completed end to end and therefore being deployable in a single sprint.

Besides being cross-functional, Scrum teams are also self-organizing. Team members decide how best to tackle the work they committed to delivering in each sprint. For them, the work is less about “I finished my job, now I’m out of here” and more about “I finished my job, now who needs help with theirs so that we can finish in time?” Besides establishing an *esprit de corps* or a team bond, this approach has the additional advantage that everyone gets a chance to learn different roles, technologies, and programming languages and thus grow professionally. A secondary benefit is that this approach further grows the cross-functionality of the team. Generally, this also increases employee satisfaction as team members actively participate in something bigger than themselves.

### *Team Members Own Estimating the Work.*

If a team is going to commit to completing in one sprint the work it selected, it must also own estimating that work. This is imperative for two reasons:

1. Estimating the effort needed to complete work engenders a buy-in to that commitment. In other words, how strong would your commitment be to complete a difficult task if someone far more skilled than you decided how long it should take you?



2. The size of estimate varies depending on the experience and skills of those doing the estimating. It may take a junior developer three days to complete a task that would take a senior developer only half a day for to complete. How fair or sustainable would it be for the junior developer to continuously struggle to meet estimates decided by a senior developer?

### **Scrum Master**

*Servant Leader Helping the Team Deliver High Value.*

The primary purpose of the Scrum master is to be the servant leader to the team. A servant leader is not a traditional manager. She is a servant first and a leader only second. As such, she asks what the team needs to be successful and deliver the most value. It is up to the team to answer that question. The advantage of a servant leader is that she can build trust with the team more rapidly than most managers can.

*Addresses Impediments to the Team's Productivity.*

Effective Scrum masters quickly address the impediments slowing the team's productivity. This requires a broad network of people able to help and the experience of getting things done, even in an unconventional way. In addition, managing upward effectively helps address the more difficult organizational blockers.

*Ensures that Scrum and Agile Principles Are Followed.*

The Scrum master is the team's primary guide in matters of agile and Scrum. During projects, teams will run into problems. Their response to these issues will define how successful their agile transformation will be. Teams with weak Scrum masters will fall back on addressing these issues using their old habits of command and control or plan-driven and waterfall methods. It is the responsibility of the Scrum master to ensure that the team does not slip backward during these difficult times.

*Uses Agile Toolbelt to Increase the Team's Velocity.*

An effective Scrum master draws on much agile and Scrum experience to increase a team's velocity and its effectiveness at delivering better products. Agilists are said to have a large agile toolbelt from which they can draw many tips, tricks, and experiences that go much beyond Scrum and touch many agile frameworks, such as "eXtreme" Programming (XP), disciplined agile (DA), Scrum-of-Scrums (SoS), and even topics like scaling agile using Large Scale Scrum (LeSS), Scaled Agile Framework (SAFe), and Nexus. The best Scrum masters even extend their toolbelt to areas such as lean (Green, Black, or Master Black Belt), Six Sigma, Design Thinking, Lean Startup, and DevOps.

### **Product Owner**

*Prioritizes Work to Best Achieve Goals and Vision.*

Whereas the primary purpose of the Scrum master is to maximize the team productivity (how it does the work), that of the product owner (PO) is to ensure that the team delivers

the highest possible business value (what it works on). Therefore, the PO needs to understand extremely well the company's strategic goals and vision and translate them into effective tactical requirements or stories.

*Responsible for Meeting Business Objectives.*

To guide the development of the best possible products, applications or services, the PO should be a very effective voice of the customer or consumer (VoC). She must know intimately the needs, desires, and wishes of the target audience. For this, it is best if the PO comes from the business side of the company.

It's disappointing when companies abdicate the responsibility of the PO to a third-party vendor. This is a sign of weakness from the business leadership of the company. If the company refuses to be accountable for the quality of the products and the experience it will create and sell, why should consumers buy from it?

*Ensures Visibility and Transparency of the Backlog.*

POs often must compete for resources against other teams or programs. One of the best ways to do this is to plan on delivering a compelling business value. This is described by the contents of the product backlog—the list of all the work the team needs to complete. By offering visibility and full transparency of the backlog, the PO shows that she welcomes feedback to deliver an even better product to the consumer than she could have done alone.

Another advantage of a transparent backlog is that the progress to date and planned next steps is easy for all to see. As seen earlier, transparency is one of the key tenets of agile.

*Optimizes the Value Delivered by the Team.*

Ultimately, the success of the PO will be measured by the business value delivered by the team. The idea is that the team should deliver the most valuable features, the “big rocks” first, leaving the least valuable ones for the end of the projects. This way, should funding or time run out, the big rocks were delivered and only grains of sand were missed. This approach should make accepting a variable scope palatable to even the strictest “scope hawks.” In other words, a prioritized but variable scope ensures that the most bang for the buck is delivered.

One of the benefits attributed to agile delivery is that of “fail early, fail cheap.” What this means is that if the team is doomed to fail because the project risks couldn't be mitigated, at least let it fail as early as possible so that the lessons learned from this experiment can be gained as cheaply as possible. The way to accomplish this is to prioritize the product backlog not only by business value but also by risk, especially at the beginning of the project. This accomplishes the following:

1. It gives more time to the team, indeed the company, to find a way to mitigate its project risks.
2. If the risks can't be mitigated, the company might as well learn this as early as possible.

### Team Size? Can You Feed It with Two Large Pizzas?

Finally, a word on team size. Scrum teams are purposefully relatively small, between five and nine team members (not counting the PO and the Scrum master). As we saw in the agile introduction, the reasons for this are:

1. We prefer at least five team members because in smaller teams the number and quality of ideas and breadth of skills suffers.
2. We prefer not to exceed nine team members to maximize communication effectiveness since the number of channels of communication increases exponentially.

The bottom line is that agilists often say that the right team size is one that can be fed by two large pizzas. Make it anchovies and *bon appétit!*

### The Four Events in Scrum

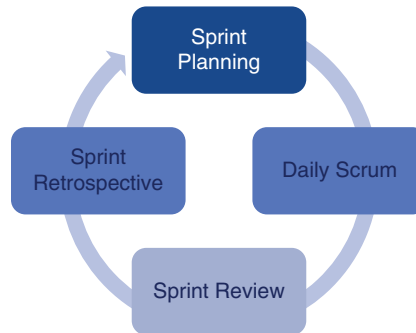
In Scrum, the work is delivered in sprints. Sprints, or iterations, are time-boxed between one to four weeks with two weeks being the emerging best practice. Shorter sprints have the advantage of:

1. Creating a sense of urgency, not just among the team, but also from the supporting cast. For example, in a two-week sprint, a blocker lasting two days because the assignee didn't jump on resolving it quickly enough means a 20 percent loss of team productivity, a delay that is hard to overcome.
2. Shorter sprints better expose the weaknesses and inefficiencies of the company's work process. For example, we've seen too many teams using three of the four weeks for development and only the last week for testing. This is called waterfalling your sprints. This process is harder to do with shorter sprints. Instead, the team should complete the development of the most important story first so that it can be tested within the first couple of days of the sprint, not with two days left.
3. Increasing the opportunities for feedback and retrospectives. With two-week sprints, you get twice the opportunities to gain valuable feedback and better your process than with four-week sprints.
4. Making it easier to say no when someone asks the team to insert a forgotten or emergency high-priority item in the sprint since the person will have to wait only at most two weeks for the work to be tackled, assuming it is of high enough priority to jump to the top of the product backlog. Try telling a manager that he will have to wait an entire month when sprints last four weeks.

You may then ask: Why not select sprints lasting only one week? This is a very valid question, but before you try to optimize your work processes this much, try to see how well two-week sprints work for you.

Regardless of sprint duration, Scrum has fundamentally four events, also called ceremonies (see Figure 18–11). The entire team, plus the PO and Scrum master, participate in the following:

1. Sprint planning
2. Daily Scrum



**Figure 18–11.** The four Scrum ceremonies

3. Sprint review or demonstration
4. Sprint retrospective

Some agilists include “Product Backlog Refinement” in this list.

## Sprint Planning

The team, PO, and Scrum master gather the first morning of the sprint to plan it. This ceremony should last about one to two hour(s) per week of sprint duration. So, the planning for a two-week sprint should last about two to four hours. Obviously, this duration is dependent on the agile maturity of the team, on the complexity of the stories, and on the team’s familiarity with them.

The team starts by understanding its bandwidth. Table 18–1 is an example.

This is where things can get complicated very quickly. I’ve seen some teams calculate the number of available work hours, then calculate ideal time versus work time in the hope of getting very accurate estimates. These calculations can quickly consume the better part of the planning meeting while often giving a false sense of accuracy. Instead, I recommend a much simpler way.

**TABLE 18–1.**

Team Member	Day1	Day2	Day3	Day4	Day5	Day6	Day7	Day8	Day9	Day10
Jarry	x	x	x	Holiday	Vacation	Vacation	Vacation	Vacation	x	x
David	x	x	x	Holiday	x	x	x	x	x	x
Mike	x	x	x	Holiday	x	x	x	x	x	x
Johan	x	x	x	Holiday	x	x	x	x	x	x
Fred	x	x	x	Holiday	x	x	x	x	x	x
Andrew	x	x	x	Holiday	x	x	x	x	x	x
ron	x	x	x	Holiday	x	x	x	x	x	x

## Use Team Velocity as a Planning Tool for the Sprint

Team velocity is defined as the average number of story points the team has delivered per sprint lately. A story point is a measure of the complexity of a story. As described in detail in the introduction to agile, the complexity of a story is assigned a number approximately following the Fibonacci sequence: 1, 2, 3, 5, 8, 13, 20, 40, and 100. A story worth 8 story points is four times as complex as one worth 2 points. Team members can quickly get a gut feeling on the complexity of a story by reading it and asking some clarifying questions of the PO.

Assigning complexity points to stories is traditionally done by playing planning poker. With experience, it takes teams about three to five minutes per story to estimate it. The point here is not to aim for perfect accuracy but instead to quickly get to good enough. When the team can't decide between neighbors on the scale, settle on the higher number.

Over time, the velocity of a team reaches a steady state. This usually takes between three to five sprints, but it can vary. From there, let's assume that a team can reliably deliver about 35 story points per sprint. Its goal when planning the sprint is therefore to select about 35 points' worth of stories from the top of the prioritized product backlog. Those stories should go into the sprint backlog. Unlike the product backlog that gets continuously reprioritized as needed, the sprint backlog is frozen and becomes the scope of the sprint once the team commits to its delivery.

Just as with all prioritized work in agile delivery, the team should attack the sprint backlog from the top to make sure that the most valuable, or riskiest, stories are completed first. This way, should there be an unpleasant surprise, at least the highest-value work was completed.

Now what happens if the team hasn't yet reached steady-state velocity? It should use the velocity from previous sprints as a loose guideline for the selection of the work.

How about during the very first sprint, when there is no velocity to draw on? Let the team figure out how much to put on its collective plate. It likely will get this estimate wrong, and that's acceptable for now. Accuracy will come with experience. Unlike with waterfall projects lasting months, in this case, if the team is wrong in its estimates, it will only be for one two-week slice of work.

One way to validate the number of story points selected by the team is to ask team members to break down their stories into individual tasks and estimate that duration in hours. The guidance I give for this is that tasks should be between, say, four hours and two days. Tasks shorter than four hours are not worth the overhead needed to manage them. Conversely, with tasks estimated to take longer than two days, the team doesn't understand early enough if there will be problems completing them. Once the stories have been broken down into their tasks, add their estimated durations. This total should be in line with the team's available bandwidth during the sprint. This also allows the Scrum master to validate that no individual team member has too much on her plate. In either case, remember that perfection is the enemy of good enough.

One more thing: Make sure not to compare velocities between teams as an indicator of their productivity. The law of unintended consequences is that teams will start to artificially inflate their estimates to fool the system.

## Use Velocity as a Longer-Term Planning Tool for Releases

Another very useful way to use velocity as a longer-term planning tool is to use it to estimate the number of sprints remaining to reach a minimum viable product (MVP) or a release milestone. Start by having the team(s) estimate the work remaining in the product backlog. As an example, let's say that there are 600 story points remaining to deliver. Then total the number of story points a program can deliver per sprint. Note that you are not comparing team velocities here, just adding up their numbers. For example, let's say that the program teams reliably deliver 125 story points per sprint. Therefore, it should take them  $600 / 125$  or 4.8 sprints to complete the work. Note that this process assumes that (1) the program has reached steady-state velocity; (2) that team availability over the next five sprints in this case is roughly the same as it has been up to date (in other words, no European-type vacations where everyone leaves for an entire month); and (3) the remaining work and team composition are very like those seen so far.

Note that there is a loss of productivity cost for the team to estimate an entire product backlog. This is especially true if done too early in the project since the backlog is bound to change, possibly even significantly, based on the feedback to be received. So, use this process judiciously.

## Daily Scrum

The purpose of the daily scrum is simply to plan the next workday. For this, each team member answers as succinctly as possible the following three prioritized questions:

1. Do you have a blocker or an impediment?
2. What do you plan to accomplish today?
3. What did you accomplish since the last daily scrum?

Note the use of the word “accomplish.” This is done on purpose. In the interest of time, the team should be primarily interested in a member's accomplishments. In other words, if the daily scrum was merely a status report meeting, then covering all the work done and meetings attended might be suitable, but it's not. It's about the finished work since this often means a hand-off to a teammate—for testing, for example, or review by the PO for acceptance. It is this focus on the bottom line that drives many teams to have their daily scrum standing up as a reminder to keep this meeting short so that members can return to what they are paid for, which is to add value.

Though anyone is encouraged to attend the daily scrum to keep their finger on the pulse of the team, only team members should be talking. Too often people outside the team, managers in particular, see this team gathering as an opportunity to share their own agenda. The result is that meetings that should last no more than about 15 minutes drag on much longer than that. It is the role of the Scrum master to cut short these ancillary discussions. One way to do this with a little humor is to wave an Elmo doll. Elmo is one of the characters from the American TV show called *Sesame Street*. For agilists, Elmo stands for Enough, Let's Move On!

It is perfectly acceptable for team members or even “outsiders” to stay behind after the daily scrum to go in depth on various topics, providing those not interested or involved get to return to work.

### **Sprint Review**

The Sprint review happens the last day of the sprint. Its purpose is for the team to show its progress “to the world” and to seek feedback on the emerging solution. As such, anyone interested in the project should be invited to attend. This is a perfect opportunity for project sponsors, for example, to experience firsthand the progress and health of the project. This is also the perfect opportunity for future users of the product to guide its development by providing constructive feedback and generating a buzz around it.

The duration of the meeting can vary greatly. We’ve seen it anywhere from 15 to 20 minutes at the beginning of a project when there is little of the product to show yet, to a couple of hours when the functionality is delivered by an entire program. In the early stages, especially, a team member may need to do the “driving” if the product is just too fragile. If many senior managers are present, the driving is probably best done by the PO as she will be able to best describe the business value being delivered.

The feedback provided by the audience should then be integrated into the product backlog and prioritized for future development.

### **Sprint Retrospective**

Another tenet of agile and Scrum is the concept of continuous improvement. Though this improvement can be done at any time, the primary event for this is the Sprint retrospective. This Scrum ceremony traditionally closes a sprint on its last afternoon and lasts about an hour, possibly more depending on the extent of the root cause analysis of key problems identified. Traditionally, in the spirit of transparency, anyone can attend, but teams starting their agile journey prefer to limit attendance to the core team: team members, Scrum master, and PO.

Of the many ways to hold a retrospective, I prefer the following:

1. Start by having attendees answer the following questions using Post-it notes. The tone of the conversation should be constructive and in no way accusatory. Everyone is in the same boat, after all.
  - a. What went well in this sprint?
  - b. What do we need to change or start doing?
  - c. What still puzzles you?
2. The Scrum master or facilitator then reviews the contributions with the audience, asking for clarifications where appropriate.
3. The audience then votes on the top two or three items the team should tackle in the next sprint. To vote, each audience member or core team member is handed up to three sticky notes that she can place on any of the Post-its. She may choose to apply them all on a single item or spread them across three of them.

4. The votes are then tallied, and the team performs a brief root cause analysis on the top two or three vote getters by at least asking the “Five Whys.” The team may opt to time-box this exercise to, say, 10 to 15 minutes each.
5. The top vote getters along with potential solutions are added to the product backlog to be tackled in the next sprint.

In addition, it is usually desirable for the team to publish their findings so that these lessons learned can be broadly applied. This is another example of transparency and courage.

### **Product Backlog Refinement**

The purpose of the product backlog refinement meeting is to review new stories with the team so that they can be estimated. Prior to meeting with the team, the PO, possibly with the help of a business analyst, validates that the stories are ready to be reviewed with the team. This means that the acceptance criteria for each story are fully but concisely documented. This is especially important since (1) these have a major impact on the estimation of the complexity of the work, (2) the team needs to know when to stop development to avoid goldplating the work, and (3) the testers will use these criteria to validate the acceptable completion of the work.

### **Team Estimates the Complexity of the Stories**

It is the role of the team members to estimate the complexity of the stories using planning poker, as seen earlier. It is difficult to predict the duration of backlog refinement meetings. Their length depends on the agile maturity of the team, its experience in the business domain in general, and especially is understanding and estimating of the requirements. A rule of thumb might be one to two hours per week.

### **The Five Artifacts of Scrum**

Scrum is composed primarily of five artifacts. These are:

1. *Product backlog*. The backlog that holds all the work the team must do
2. *Sprint backlog*. The subset of the product backlog that the team focuses on during a sprint
3. *Increment*. The release into production of completed work and the associated business value gained
4. *Stories*. The agile requirements formatted for brevity and clarity
5. *Definition of Done*. The increment or project-specific criteria that stories must meet before they can be fully accepted and are ready to be deployed

### **Product Backlog Holds All the Work**

The product backlog is an ordered list of everything the team works on. In particular, it contains ideas, features, functions, requirements, enhancements, and fixes that might be needed for the product to be deployed



The product backlog is a dynamic and living document. As such, it is never complete. As a matter of fact, it may even survive the end of the given project, in the event not all work could be completed.

It contains two types of stories: business stories and technical ones.

- Business stories are those describing a desired business outcome.
- Technical stories are those describing the technical design, infrastructure, or engineering needed for the deployment of the business stories.

Business stories and their technical dependent ones must be clearly linked so that the PO knows what technical work needs to be completed before development of a given business story can start. If the technical work needed doesn't precede the business development, technical debt ensues. Technical debt is the price the company will eventually have to pay to correct technical decisions made in the past. An example of technical debt is the decision that many companies made in the past to standardize on Internet Explorer version 8. A few years later, the big rage was that everybody wanted to deploy mobile apps. Upon further investigation, it appeared that a mobile platform required a modern browser. It cost companies millions of dollars and months of effort to upgrade their infrastructure to HTML5 and CSS3. As you can well imagine, technical debt is an agile antipattern.

The product backlog is owned by the PO. The technical stories added to the product backlog are typically owned by the enterprise architect or the solution architect.

The team (developers and testers) is responsible for estimating their work. This is usually done using poker planning, as described above.

A healthy product backlog should have enough prioritized stories ready to be consumed by the team over the next two to four sprints or iterations but no more. It serves no purpose to fully refine a product backlog at the beginning of the project since many requirements will evolve or even be eliminated based on the expected continuous feedback. Maximizing the work not done is an agile best practice.

### **Sprint Backlog Fixes the Scope for a Sprint**

The sprint backlog is the subset of the highest-priority or riskiest work remaining in the product backlog. More specifically, it is the forecasted work that the team commits to delivering during the present sprint. Only the team can manage the sprint backlog; for everyone else, it is frozen.

### **Increments Get Released on Demand**

An increment is the increasing sum of all the product backlog items completed over successive sprints and accepted for deployment. As such, at the end of every sprint, the evolving increment must always meet the definition of done (see below) and be deployable on demand.

It is now-common practice, especially in first-of-a-kind projects to deliver a minimum viable product (MVP) as early as possible rather than wait to deploy the final product in a big bang approach. As its name implies, an MVP is small subset, some would

say a bare-bones subset, of the product's anticipated full functionality. Leveraging MVPs allow the business team to (1) validate key and risky concepts while there still is time to apply changes based on the real-world feedback received, (b) start generating a small revenue stream, and (c) create a buzz of anticipation around the emerging product.

When deciding what features to test in an MVP, the business team should also focus on delivering a minimum delightful experience (MDE). Without delivering a pleasant experience, the potential value of the features shown may be ignored.

The product owner decides if, and when, to release the increment in production. After the release of an increment, a new one is created.

## Stories Tell the Story

### Requirements Are Easier to Manage when Stories Have a Hierarchy

Though Scrum technically only mentions one type of story, the user story, many teams wrestle with defining this type of very granular story on large projects. Instead, when a top-down approach to fleshing out requirements is desirable, teams may benefit from the new hierarchy of stories shown here:

1. *Business objectives.* Not technically a story, strategic business outcomes set the “North Star” that all other stories must aim toward. Strategic business outcomes are set by the company leadership. For example, “\$500M in new assets under management coming from the accounts of millennials within 12 months of product launch”
2. *Epics.* Epics translate the business objectives into an actionable strategy. They often take months, certainly longer than a quarter, to complete.
3. *Features.* Features translate the strategic epics into a tactical approach. They must be completed in less than a quarter.
4. *User stories.* These stories are the tactical implementation of a feature. User stories must be completed within one sprint. If they can't be, they should be split into smaller stories.
5. *Tasks.* It is a best practice for the team to break down user stories into the tasks needed to complete that work. As seen above, tasks should last between four hours and about two days. Totaling the duration of the tasks is an easy way to validate how much work the team is committed to delivering in a sprint.

### Documenting Stories Is Very Easy

Documenting requirements or stories on an agile project is quite simple. The template usually looks like this:

- As a <user role | actor | system> ,
- I want to <desired goal or outcome> ,
- So that I may <anticipated value or benefits> .
- I'll know I'm done when <all the acceptance criteria>

The general guidance is that a story should fit on an index card, maybe front and back if numerous acceptance criteria are needed. Just as with most aspects of agile, the point here is to get to the essence of the story very quickly. The details will be fleshed out later as part of a conversation between the PO and the team.

### Examples of Business and Technical Stories

1. As a <student eager to party> I want to <get cash from the ATM machine> so that I can <have a good time tonight>. I'll know I'm done when <either my bank account is empty or I have retrieved \$50>.
2. As a <blind customer>, I want <the screen reader to allow me to access the shopping cart of a website> so that I may <purchase items>. I'll know I'm done when <I can add and remove items from my shopping cart>.

Documenting requirements this way can be done very quickly. The stories can also easily be understood, including by team members for whom English is a second language. However, no one should expect that the team can build functionality based on such terse information. Indeed, these stories serve as the start of the conversation between the PO and team. The details emerge just in time through questions and answers during the development and testing effort based on the needs of the team. This is the primary reason why the PO should plan on spending much of her time collaborating with the team.

### Make Sure You INVEST in Your Stories

Well-defined stories should exhibit the following characteristics:

1. *Independent*. Stories should be implementable without pulling in other stories. The exception would be if technical stories need to be implemented before a business one. The key is not to get into a chicken-or-egg situation between stories; implementing story A shouldn't depend on story B, if story B depends on story A.
2. *Negotiable*. Stories are a starting point, not a contract between the team and the PO. For example, a PO would be very interested to learn that by changing slightly an acceptance criteria, the effort needed to complete the work could decrease significantly.
3. *Valuable*. Stories should define the value delivered to the user.
4. *Estimatable*. Developers and testers must be able to estimate the story's required effort or better yet, its complexity.
5. *Small*. Larger stories are often too complex to estimate and manage. Breaking them down also facilitates their flow through the process and requires less rework should something go wrong.
6. *Testable*. A story must have at least one success criterion; otherwise, how can it be tested and how can the team make sure that it delivers value to the customer?

## Every Story Must Implement a Vertical Slice of Business Functionality

In software development, each business story must implement end-to-end business functionality across all four technical layers.

1. UI layer
2. Validation layer
3. Business logic layer
4. Data access layer

Though focusing on only one or two layers delivers some value, the story won't be fully testable at the end of the sprint. The idea is that by the end of a sprint, the accepted stories should meet the DoD and therefore be deployable.

### Definition of Done: It's in the Details

There are generally two definitions of done. The first one pertains specifically to the stories, the second to the increment.

### User-Story-Specific DoD

1. *Unit and automated testing.* Unit testing of stories has become a best practice, especially when facilitating automated testing. Automating testing itself, especially when paired with a test-first methodology, is also becoming standard. One reason for automated testing is that it greatly decreases the risks associated with code refactoring or rework.
2. *All success criteria were met.* It should go without saying that for a story to be accepted, it must meet all success criteria, and they must have been tested end to end.
3. *Deployment scripts tested.* By the time a story reaches the end of a sprint, it likely will have been deployed multiple times. This deployment should be automated to increase reliability of deployment. Also, it's a good idea to be able to roll the deployment back using scripts, just in case.
4. *Infrastructure requirements documented.* The infrastructure on which a business story will land must be documented so that the operations team can validate the readiness of the various environments needed.
5. *Documented workarounds to remaining defects.* Acceptable workarounds to remaining defects must be documented for the operations staff and end users.
6. Etc.

### Increment-Specific DoD

1. *Coding and architecture standards.* It's a best practice to audit the code to make sure it meets coding and architecture standards.
2. *Reviews.* Regularly conducting code and architecture reviews is an excellent way for the team to continuously improve its technical proficiency.

3. *End user documentation.* Even features very intuitive to use still need end user documentation, for the help functionality, for example.
4. *Notify change management.* The team responsible for managing changes resulting from the deployment of a new product should be involved early and often in the development process. This will allow them to ensure better readiness and a more enjoyable experience to the end users, employees, or consumers.
5. *Cross-stream integration.* Integration between workstreams, projects, or programs is traditionally one of the most difficult phases of a waterfall or plan-driven project. This is primarily due to (a) the often many-months lag between the time when a snippet of code was written and the time it is found to cause an integration defect. (b) Because the integration phase in one of the last gates before deployment in production, teams are often under a lot of pressure to complete this as quickly as possible. Agile and Scrum teams address this up front by deploying each build in a “like live” or “pseudoproduction” environment. This environment is often virtual and gathers all the binaries currently in production along with all the builds from teams targeting the same future production environment.
6. Etc.

These two short lists are not exhaustive. You should research the criteria that apply best to your project and your company. Figure 18–12 shows how all of the activities fit together.

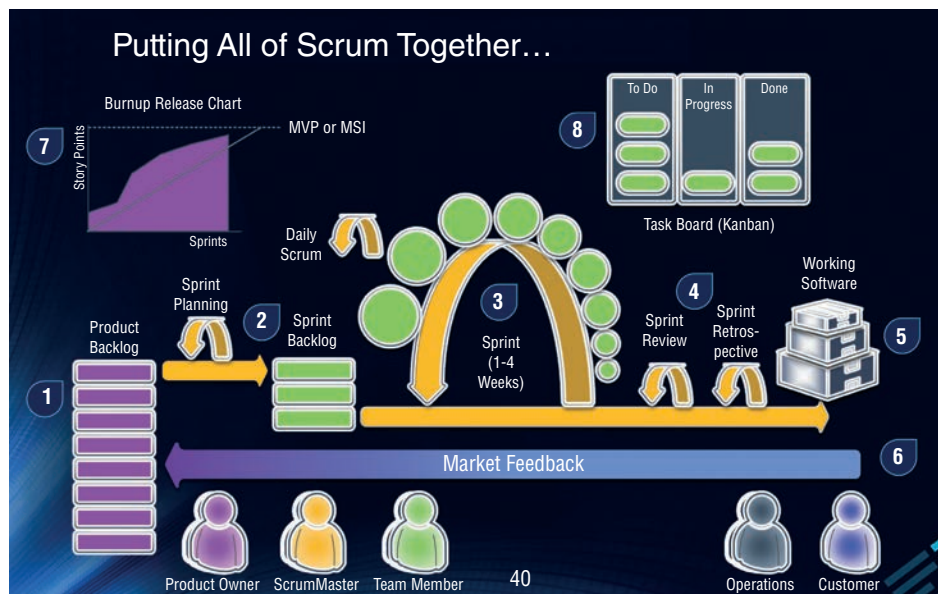


Figure 18–12. How the activities fit together.

**Tying All the Above Together**

1. The product backlog is prioritized primarily by business value but also by risks to the project, the latter especially at the beginning of the project.
2. During the sprint planning session, the team selects enough work from the top of the product backlog to fill its plate. It then commits to delivering those requirements during that sprint.
3. Shorter sprints are preferred over longer ones. Try two-week-long iterations. Conduct the daily Scrum by having each team member answer the following three questions:
  - a. What did you accomplish since the last daily Scrum?
  - b. What do you plan to accomplish today?
  - c. What is blocking or slowing you down?
4. On the last day of the sprint, the team demonstrates its accomplishments during the sprint review then takes a critical look at ways to increase its productivity in the sprint retrospective.
5. The accepted stories get added to the increment until the business team or the PO decides to deploy it in production
6. The market feedback is captured and added back into the product backlog to make the next version of the product even better.
7. The cumulative team or program velocity is plotted against a target line representing the number of story points needed for the MVP. This chart is called a burnup chart.

A Kanban board is an excellent way of visualizing the work and its process(es) as we manage upward.

**18.3 DELOITTE AND ENTERPRISE VALUE DELIVERY FOR AGILE METHOD \_\_\_\_\_**

Many organizations today seek ever-increasing visibility of progress and speed to market in their software development processes. Their leaders seek more effective means of responding to stakeholder input and demonstrating rapid results. Their customers seek better user experiences and software tailored to their needs. To meet these challenges, projects and organizations as a whole are progressively moving to agile development methodologies.

Agile is a group of software development methods based on iterative and incremental development, where requirements and solutions evolve through collaboration between self-organizing, cross-functional teams. Agile manages complexity, unpredictability, and

---

Material in Section 18.3 on Deloitte was provided by Daniel Martyniuk, Christine Lyman, PMP, and Rusty Greer. © 2017 Deloitte Development LLC. All rights reserved. As used in this document, “Deloitte” means Deloitte Consulting LLP, a subsidiary of Deloitte LLP. Please see [www.deloitte.com/us/about](http://www.deloitte.com/us/about) for a detailed description of the legal structure of Deloitte LLP and its subsidiaries. Certain services may not be available to attest clients under the rules and regulations of public accounting. This publication contains general information only and Deloitte is not, by means of this publication, rendering accounting, business, financial, investment, legal, tax, or other professional advice or services. This publication is not a substitute for such professional advice or services, nor should it be used as a basis for any decision or action that may affect your business. Before making any decision or taking any action that may affect your business, you should consult a qualified professional advisor. Deloitte shall not be responsible for any loss sustained by any person who relies on this publication.

change through visibility, inspection, and adaptation. Because agile provides greater transparency and visibility to progress, it demands greater discipline than traditional approaches.

The fast-paced and constantly evolving nature of digital technology necessitates a working process that is flexible and adaptable. We have found that an agile development methodology provides an excellent delivery process for early and ongoing evaluation of quality and the creation of cutting-edge software. Small and highly coordinated cross-functional teams release a working build every sprint to ensure that the project is never far off track from a production release as it evolves. Agile allows us to quickly deliver finished products that meet the needs of users and stakeholders.

Deloitte uses an iterative development approach that meets the needs of our clients by leveraging our integrated *Enterprise Value Delivery (EVD) for Agile Method*. EVD for agile is an empirical method that embraces change in the business environment and technology landscape, with a focus on delivering value to our clients quickly and providing discipline and transparency to achieve the desired project results. The method is based on Scrum and on the experience and industry-leading practices accumulated from Deloitte's work on agile projects. It includes the tasks needed to develop the product and sprint backlogs and to manage the project through quick iterations (called sprint cycles). The EVD for Agile Method provides processes, templates, samples, and accelerators that promote quality and value and help to manage agile projects through time-boxed sprint cycles. EVD for Agile is an empirical method that embraces change in the business environment and technology landscape, with a focus on delivering value to our clients quickly and providing discipline and transparency to achieve the desired project results.

Key components of Deloitte's approach to Agile, reflected in our EVD for Agile Method (see Figure 18–13), include:

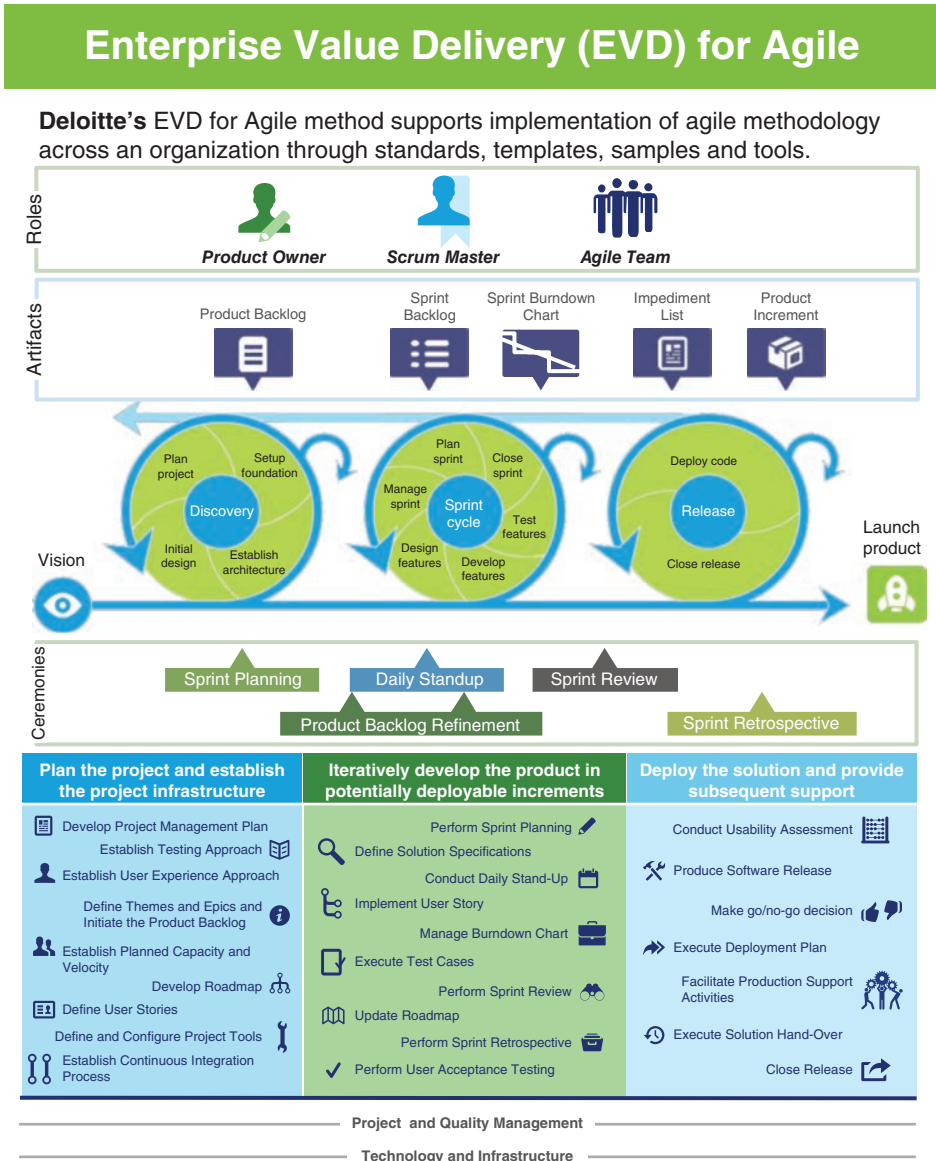
- Three phases—*Discovery*, *Sprint Cycle*, and *Release*, spanning definition of the project *vision* through to product *launch*.
- Focus on *working software* and continuous improvement.
- Scope defined through the use of *product* and *sprint backlogs* and prioritized by the *product owner* to forecast releases with the *roadmap*.
- Work managed through quick iterations called *sprints*, facilitated by the *Scrum master*, and progress is visualized on a *task board* (or equivalent tool).
- Team measures include *capacity*, *velocity*, and *burndown*.

Specific EVD resources that support and enable the delivery of agile projects include:

1. Delivery Process Work Breakdown Structure (WBS) (see Figure 18–14)

The WBS includes around 180 tasks, where each task is described with the following information:

- a. Task purpose description
- b. Work products, samples, and templates
- c. Steps and key considerations
- d. Development aids
- e. Roles and inputs



**Figure 18–13.** Deloitte Enterprise Value Delivery (EVD) for Agile framework.

Delivery Process WBS constitutes not only a great starting point for new Scrum masters but also a valuable checklist for more experienced ones.

## 2. Standards

Standards are defined as the minimum requirements that new pursuits and projects should meet. When followed, standards provide a more consistent and defined way of delivering in an agreed way. Where applicable, standards are embedded into the method description.



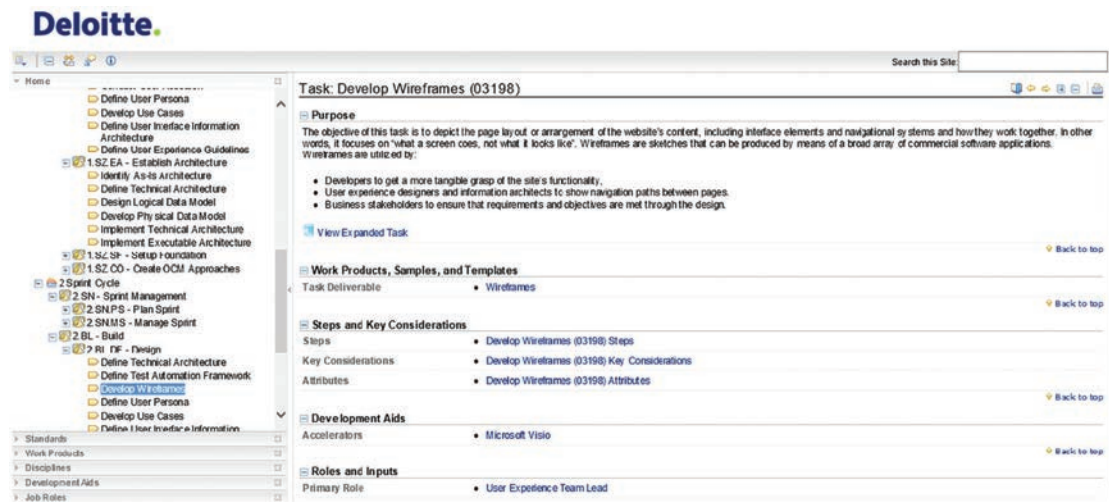


Figure 18–14. Delivery Process Work Breakdown Structure.

Standards are mapped to project phases, where one standard can be applicable to more than one phase (see Figure 18–15).

### 3. Work products, disciplines, and development aids

In this section of EVD, samples and templates of all key work products can be found. They are grouped by project tasks:

- a. Project management—e.g., action items log
- b. Quality management—e.g., metrics plan for agile
- c. Requirements—e.g., definitions of ready and done
- d. Analysis and design—e.g., data modeling checklist
- e. Development—e.g., code review checklist
- f. Testing—e.g., defect tracking log
- g. Deployment—e.g., release go/no-go criteria
- h. Technology—e.g., technical architecture
- i. Organizational change management—e.g., change impact assessment report

Repository of sample work products is constantly developed and enriched with new templates. As for development aids, here stakeholders can find: accelerators, guidelines, procedures, and tools.

### 4. Job roles

The last section of EVD presents description of all important project roles, focusing not only on Scrum roles (see Figure 18–16).

	Pre - project	Discovery	Sprint Cycle	Release
Standards	Standards (defined as minimum requirements all new pursuits and projects should meet)			
Estimation	<ul style="list-style-type: none"> <li>✓ Estimate effort and/or story points</li> </ul>	<ul style="list-style-type: none"> <li>✓ Estimate effort and/or story points</li> </ul>	<ul style="list-style-type: none"> <li>✓ Estimate effort and/or story points</li> </ul>	<ul style="list-style-type: none"> <li>✓ Estimate effort and/or story points</li> </ul>
SOW	<ul style="list-style-type: none"> <li>✓ SOW</li> </ul>			
Project Management		<ul style="list-style-type: none"> <li>✓ Project Management Plan</li> <li>✓ Product Backlog</li> <li>• Team Capacity</li> <li>• Team Velocity</li> <li>✓ Roadmap</li> <li>✓ Sprint Backlog</li> <li>• Daily Stand-up Updates</li> <li>• Burndown Chart</li> <li>• Sprint Review / Stakeholder Feedback</li> <li>• Sprint Retrospective (Lessons Learned Report)</li> </ul>	<ul style="list-style-type: none"> <li>✓ Product Backlog</li> <li>• Team Capacity</li> <li>• Team Velocity</li> <li>✓ Roadmap</li> <li>✓ Sprint Backlog</li> <li>• Daily Stand-up Updates</li> <li>• Burndown Chart</li> <li>• Sprint Review / Stakeholder Feedback</li> <li>• Sprint Retrospective (Lessons Learned Report)</li> <li>• Project Status Report</li> </ul>	<ul style="list-style-type: none"> <li>✓ Product Backlog</li> <li>• Team Capacity</li> <li>• Team Velocity</li> <li>• Daily Stand-Up Updates</li> </ul>
Project Health Metrics (PHM)		<ul style="list-style-type: none"> <li>• Quality Management Plan</li> <li>• Project Status Report</li> </ul>	<ul style="list-style-type: none"> <li>• Project Status Report</li> </ul>	<ul style="list-style-type: none"> <li>• Project Status Report</li> </ul>
Requirements Management		<ul style="list-style-type: none"> <li>✓ Product Backlog (Define Themes and Features, Define User Stories)</li> <li>✓ Continuous Integration Process</li> </ul>	<ul style="list-style-type: none"> <li>✓ Product Backlog</li> <li>✓ Requirements Traceability Matrix</li> </ul>	<ul style="list-style-type: none"> <li>✓ Product Backlog</li> </ul>
Code Management				
Test Management		<ul style="list-style-type: none"> <li>✓ Test Strategy</li> </ul>	<ul style="list-style-type: none"> <li>• Test Case</li> <li>• Defect Tracking Log</li> </ul>	
Training and Change		<ul style="list-style-type: none"> <li>• Organizational Change Management Strategy</li> </ul>	<ul style="list-style-type: none"> <li>• Communications Plan</li> <li>• End-User Training Strategy</li> <li>• Training Development Plan</li> </ul>	
Deployment			<ul style="list-style-type: none"> <li>✓ Deployment Plan</li> </ul>	<ul style="list-style-type: none"> <li>✓ Release Go/No-Go Criteria</li> </ul>

Figure 18-15. EVD standards by phase.

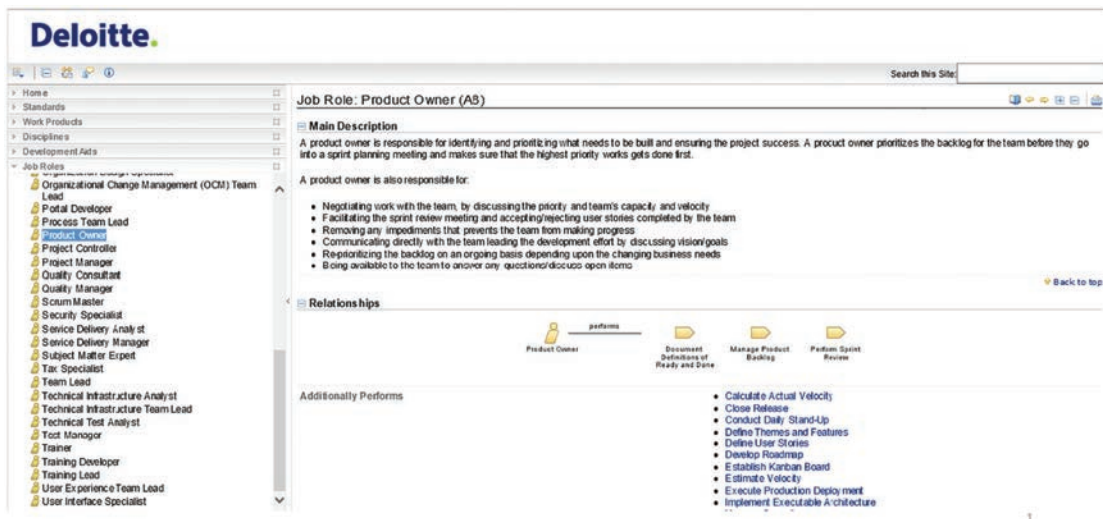


Figure 18–16. Job roles.

### Deloitte Experience Addressing Agile Delivery Challenges

Agile projects require the ongoing collaboration and commitment of a wide array of stakeholders, including business owners, developers, and security specialists. Challenges in achieving and maintaining such commitment and collaboration include teams have difficulty collaborating closely and committing to frequent input or teams have difficulty transitioning to self-directed work.

When an organization following waterfall software development migrates to agile, new tools and technical environments may be required to support that approach, as well as updates to guidance and procurement strategies. Following are the challenges in preparing for agile:

- Timely adoption of new tools is difficult.
- Technical environments are difficult to establish and maintain.
- Procurement practices may not support agile projects.

Agile projects develop software iteratively, incorporating requirements and product development within an iteration. Such requirements may include compliance with legal and policy requirements. Challenges in executing steps related to iterative development and compliance reviews include teams having difficulty managing iterative requirements. Furthermore, compliance and regulatory reviews can be difficult to execute within an iteration timeframe.

Agile advocates evaluation of working software over the documentation and milestone reporting typical in traditional project management. Challenges in evaluating projects related to the lack of alignment between agile and traditional evaluation practices include the fact that some reporting practices do not align with agile, while traditional artifact reviews and status tracking do not align with agile.

Table 18–2 outlines Deloitte’s approach to addressing the key agile delivery imperatives.

**TABLE 18–2. KEY AGILE DELIVERY IMPERATIVES**

<b>Delivery Imperative</b>	<b>Deloitte Approach</b>
Managing the integrity of the business solution in the highly iterative and parallel agile delivery environment	We work with all parties (client, Deloitte, other vendors) as a single integrated team, actively and continuously involving all stakeholders to guide the project vision, review achieved outcomes, and continuously prioritize business value.
Coordination of multiple delivery teams and dependencies across the program	A Scrum of Scrums hierarchy should be established with daily cross-team meetings to review team progress and identify any cross-team dependencies or impediments. Experienced Scrum masters coordinate issue resolution across teams and escalate to program leadership when necessary.
Robust program governance supporting transparency and visibility into program status and progress across all teams	Deloitte’s governance structure supports daily tracking of sprint burndown and user story status, planned and actual team velocity and capacity, burnup of user stories against planned releases or other milestones, and weekly reporting at the program level of issues, risks, and overall program status.
Early establishment and continuous validation of the definition of the minimally viable product (MVP)	The definition of the MVP is established during the discovery phase and will be revisited throughout project execution as epics and user stories are further defined to facilitate the rolling roadmap forecasting and backlog management against prioritized business objectives.

### **Transitioning from Waterfall to Agile**

In today’s digitally enabled economy, development organizations must continuously find ways to help their firms meet objectives in an effective and cost-efficient manner. Especially important are responsiveness to key business drivers, the ability to provide greater visibility into the development process, and speed of implementation.

To help meet these objectives, organizations are increasingly moving to agile development. However, as with any change, the move to agile is not always easy. The ease of transition is affected by the culture of the organization adapting agile. Organizations with collaborative, people-focused cultures tend to adapt to agile successfully. The cultural shift from non-agile to agile development places certain requirements on the group making the transition. Those changes include a shift to a mentality of constant production and results, adopting a higher degree of collaboration, validation of estimate accuracy, and ensuring a shared understanding of what is being developed.

To successfully adopt agile, firms must properly frame the agile deployment methods within their organization. The first step involves understanding the business issues being addressed. The second step is to evaluate the organizational culture affected by adoption. The third step is for the organization to create a strategy to deploy agile in the organization. The fourth and final step is to tailor the agile development methodology to the specific project context.

Converting stakeholders to the agile mind-set requires understanding the types of stakeholders who play a role on an agile development project, grasping the potential impacts of their various levels of engagement on the project, and persuading them to think of an agile project in terms of capacity rather than in terms of the clear scope commitments that are one of the hallmarks of development under waterfall methodology.

As with stakeholders to an agile project, the planning, design, and build elements of an agile project need to be properly aligned to the agile mind-set to succeed. Planning

is relatively decentralized on an agile project, with the agile project manager serving as an important leader of a pluralistic decision-making process that the project manager promotes. The design process on successful agile projects tends to be less document heavy than on non-agile projects, but instead emphasizes key concepts and is responsive to ongoing stakeholder feedback. The build process requires discipline to quickly test and deploy code. A mind-set of continuous improvement is critical for achieving success in an agile environment.

## 18.4 THE RISK OF METRIC MANIA

---

During the past decade, there has been a rapid growth in agile project management practices, not just in IT but in other types of projects as well. Most of the principles of agile project management practices have provided beneficial results when applied to non-IT projects. While all of this sounds good, there are also some challenges that accompany the growth.

There is an old adage used in project management, namely “You cannot manage what you cannot measure.” Therefore, to manage projects using agile techniques, you must establish metrics to confirm that the benefits are being realized and agile practices are being executed correctly. Fortunately, accompanying the growth in agile practices has been a companion growth in metric measurement techniques whereby today we believe we can measure just about anything. There are good metrics for reporting performance.

Another aspect to be considered is part of the Agile Manifesto: Individuals and interactions over processes and tools, and working software (or product) over comprehensive documentation. Considering the Scrum framework, the team should provide artifact transparency; in other words, Scrum requires transparency to support decision making based on perceived state of the artifacts. This points to the direction that agile principles would use just the absolutely necessary metrics, as long as they add value to deliver the items on the product backlog.

### Metric Mania

“Metric mania” is the insatiable desire to create metrics for metrics’ sake alone rather than for what is really needed. There are disadvantages to having too many metrics and confusion in what metrics to choose.

The result of having too many metrics is that:

- We steal time from important work to measure and report these metrics.
- We provide too much data, and the stakeholders and decision makers find it difficult to determine what information is in fact important.
- We provide information that has little or no value.
- We end up wasting precious time doing the unimportant.
- Too many metrics can open the door for unnecessary questions from stakeholders and business owners and eventually lead to a micromanagement environment.

In traditional project management, which uses waterfall charts, reporting has always been done around the metrics of time, cost, and scope. With the use of the Earned Value Measurement System, the number of metrics can increase to 12 to 15. As companies become mature in using a new approach, the number of metrics reported are usually reduced.

## **Metric Management**

Having a good metric management program can minimize the damage of metric mania but cannot always eliminate it. There are four steps included in typical metric management programs:

1. Metric identification
2. Metric selection
3. Metric measurement
4. Metric reporting

Metric identification is the recognition of those metrics needed for fact-based or evidence-based decision making.

Metric selection is when you decide how many and which of the identified metrics are actually needed. Metric selection is the first step in resolving metric mania issues. Ground rules for metric selection might include the following:

- There is a cost involved to track, measure, and report metrics even if we use a dashboard reporting system rather than written reports.
- If the intent of a good project management approach such as agile or Scrum is to reduce or eliminate waste, then the number of metrics selected should be minimized.
- Viewers of metrics should select the metrics they need, not the metrics they want. There is a difference!
- Asking for metrics that seem nice to have but provide no informational value, especially for decision making, is an invitation to create waste.

Paperwork is the greatest detriment to most project managers. The future of project management practices is to create a paperless project management environment. This does not mean that we are 100 percent paperless, since some reporting is mandatory, but it does mean that we recognize that unnecessary paperwork is waste that needs to be eliminated. In doing so, we have gone to dashboard project performance reporting.

Dashboard reporting systems can force viewers to be selective in the metrics they wish to see on the dashboard. A typical dashboard screen has a limited amount of real estate, namely the space for usually only six to 10 metrics that are aesthetically pleasing to the eyes and can be easily read. Therefore, telling stakeholders or business owners that we wish to provide them with one and only one dashboard screen may force them to be selective in determining the metrics they actually need.

## Graphic Displays of Metrics

Dashboard performance reporting systems have made it easy to report information. Typical metrics for agile and Scrum include stories committed×completed; team velocity and acceleration; sprint, epics, and release burndown rate; and net promoter score; just to name a few.

Several metrics that are common to traditional project management practices which might also be useful on agile and Scrum are listed next.

1. Resource management

Shows the amount of time people are committed to work on projects. agile and Scrum recommend that the team is fully dedicated to the project. Resource utilization is critical. Without effective resource management people may spend only 50 percent of their time doing productive work on projects. The remaining time could be devoted to rework or succumbing to time robbers such as unnecessary meetings, phone calls, multitasking, and other such activities.

2. Impediments, defects, and scope changes

An impediment is anything that can block or slow down progress. Impediments require action items to resolve them and should be taken by the leadership of the project and/or team. If the impediments are not resolved in a timely manner, then the fault is usually with the leadership. The metrics can show the impediments that occurred in each month of the project as well as how many impediments were discovered, how many were resolved and removed, and how many had to be escalated to higher levels of management.

Changes in scope are considered normal on agile and Scrum projects and are dealt with at the end of each sprint or interaction. Some people believe that scope changes occur because of poorly defined requirements and faulty planning. While this argument may have merit, most scope changes occur because market conditions have changed or the business model requires reconfiguration. Care must be taken that the team can absorb all of the changes.

3. Value management

For more than 50 years, we have defined project success as completing the project within the time, cost, and scope constraints of a project. On the surface, this appears to be a good definition. But what this definition omits is the importance of “value.” Any company can complete a project within the constraints of time, cost, and scope and end up providing no business value. A better definition of project success is to create sustainable business value while meeting the competing constraints.

Value can come in many forms, such as economic or business value, social value, political value, religious value, cultural value, health and safety value, and aesthetic value. All of these are important, but generally we focus on economic or business value.

Another form of value can appear in improvements in customer satisfaction. If customer satisfaction continuously improves, the chances for additional work from customers and stakeholders can be expected to increase as well.

Improvements in customer satisfaction can also be used as a team motivational factor. The argument holds true for providing business owners more value than they had expected.

Improving customer satisfaction and/or giving the business owner added value may not happen all of the time. Project failure will happen. A good metric to use in this regard is to track the percentage increase in project success rate or the decrease in project failure rate. This metric is important to the senior levels of management because it could provide an indication as to how successful are the projects.

### Love/Hate Relationship

Too many companies end up with a love/hate relationship with metrics, especially metrics related to agility. Metrics can be used to shine a light on the accomplishments of the team by tracking performance, reporting the creation of business value, and identifying ways to reduce waste. Metrics can also be used to identify “pain points,” which are situations that bring displeasure to business owners, stakeholders, and clients. The team then looks for ways to reduce or eliminate the pain points.

The hate relationship occurs when metrics become a weapon used to enforce a certain behavior. While good metrics can drive the team to perform well, the same metrics can create a hate relationship if management uses the metrics to pit one team against another. Another hate relationship occurs when the metrics are used as part of an employee’s performance review. Reasons for this type of hate relationship are the result of the following:

- Metrics are seen as the beginning of a pay-for-performance environment.
- Metrics are the results of more than one person’s contribution, and it may be impossible to isolate individual contributions.
- Unfavorable metrics may be the result of circumstances beyond the employee’s control.
- The employee may fudge or manipulate the numbers in the metrics to look good during performance reviews.


### Conclusions and Recommendations

We have just scratched the surface in the identification of metrics. Metrics are a necessity with any and all project management approaches, including agile and Scrum. However, given the number of possible metrics that can be identified, companies must establish some guidelines to avoid metric mania conditions and love/hate relationships. Possible recommendations include those listed next. This list certainly is not exhaustive but rather is a starting point.

- Select metrics that are needed rather than what people think they might want without any justification.
- Select metrics that may be useful to a multitude of stakeholders, clients, and business owners.



- Make sure the metrics provide evidence and facts that can be used for decision making.
- Make sure the metrics are used rather than just nice to have displayed.
- Do not select metrics where data collection will be time-consuming and costly.
- Do not select metrics that create waste.
- Do not use metrics where the sole purpose is for performance reviews and comparing one team against another.
- Make sure that the metrics selected will not demoralize the project teams.



## Benefits Realization and Value Management

### 19.0 INTRODUCTION

---

Organizations in both the public and private sectors have been struggling with the creation of a portfolio of projects that would provide sustainable business value. All too often, companies add all project requests to the queue for delivery without proper evaluation and with little regard if the projects were aligned with business objectives or provided benefits and value upon successful completion. Projects were often submitted without any accompanying business case or alignment to business strategy. Many projects had accompanying business cases that were based on highly exaggerated expectations and unrealistic benefits. Other projects were created because of the whims of management, and the order in which the projects were completed was based on the rank or title of the requestor. Simply because an executive says “Get it done” does not mean it will happen. The result was often project failure, a waste of precious resources, and, in some cases, business value was eroded or destroyed rather than created.

### 19.1 UNDERSTANDING THE TERMINOLOGY

---

It is important to understand the definitions of benefits and value.

A *benefit* is an outcome from actions, behaviors, products, or services that is important or advantageous to specific individuals, such as business owners, or to specific groups of individuals, such as stakeholders. Generic benefits might include:

- Improvements in quality, productivity or efficiency
- Cost avoidance or cost reduction
- Increase in revenue generation
- Improvements in customer service

Benefits are derived from the goals of strategic planning activities. In the past, traditional business goals were customer satisfaction, cost reduction, and profits and they focused on near-term targeted savings and deliverables rather than long-term benefits. As such, too much emphasis was placed on the outcome of projects, which on their own may not necessarily deliver long-term benefits. Today, strategic goals and objectives seem to focus on:

- Productivity
- Efficiency
- Performance improvements
- Quality
- Customer service
- Rework
- Cost avoidance
- Revenue generation

Benefits, whether they are strategic or nonstrategic, are normally aligned to the organizational business objectives of the sponsoring organization that will eventually receive the benefits. The benefits appear by harvesting the *deliverables or outputs* that are created by the project. It is the responsibility of the project manager to create the deliverables.

Benefits are identified in the project's business case. Some benefits are tangible and can be quantified. Other benefits, such as an improvement in employee morale, may be difficult to measure and therefore may be treated as intangible benefits. Intangibles may be tough to measure, but they are not immeasurable. Some tough benefits to measure include:

- Collaboration
- Commitment
- Creativity
- Culture
- Customer satisfaction
- Emotional maturity
- Employee morale
- Image/reputation
- Leadership effectiveness
- Motivation
- Quality of life
- Stress level
- Sustainability
- Teamwork

There can also be dependencies between the benefits where one benefit is dependent on the outcome of another. As an example, a desired improvement in revenue generation may be dependent on an improvement in quality or better marketing is needed to attract more tourists.

When scoping out a project, we must agree on the organizational outcomes or benefits we want, and they must be able to be expressed in measurable terms. This is

necessary because improvements are usually expressed in financial terms to justify the investment in the business. Typical generic benefits metrics might include:

- Increase in market share
- Reduction in operating costs
- Reduction in waste
- Increase in profitability
- Improvements in productivity and efficiency
- Increase in quality
- Increase in customer satisfaction
- Improvement in employee morale
- Increase in employee retention and reduction in employee turnover

The metrics are needed for feedback to revalidate performance, measure success, investigate anomalies, and decide if health checks are needed.

*Benefits realization management (BRM)* is a collection of processes, principles, and deliverables to effectively manage the organization's investments and to make the benefits happen.<sup>1</sup> Project management is the vehicle for producing the outcomes that create benefits delivery. Project management focuses on maintaining the established baselines whereas BRM analyzes the relationship that the project has to the business objectives by monitoring for potential waste, acceptable levels of resources, risk, cost, quality and time as it relates to the desired benefits. The ultimate goal of BRM is not merely to achieve the benefits but to sustain them over the long term.

Organizations that are reasonably mature at BRM:

- Enjoy better business/strategic outcomes
- Have a much closer alignment of strategic planning, portfolio management, BRM, and business value management
- Use project management successfully as the driver or framework for BRM
- Capture best practices in the BRM activities

Decision makers must understand that, over the life cycle of a project, circumstances can change, requiring modification of the requirements, shifting of priorities, and redefinition of the desired outcomes. It is entirely possible that the benefits can change to a point where the outcome of the project provides detrimental results and the project should be canceled or backlogged for consideration at a later time. Some of the factors that can induce changes in the benefits and resulting value include:

- *Changes in business owner or executive leadership.* Over the life of a project, there can be a change in leadership. Executives who originally crafted the project may have passed it along to others who have a tough time understanding the benefits, are unwilling to provide the same level of commitment, or see other projects as providing more important benefits.

---

1. For additional information on benefits realization management, see Craig Letavec, *Strategic Benefits Realization* (Plantation, FL: J. Ross, 2004), and Trish Melton, Peter Iles-Smith, and Jim Yates, *Project Benefits Management; Linking Projects to the Business* (Burlington, MA: Butterworth-Heinmann, 2008).

- *Changes in assumptions.* Based on the length of the project, the assumptions can and most likely will change, especially those related to enterprise environmental factors. Tracking metrics must be established to make sure that the original or changing assumptions are still aligned with the expected benefits.
- *Changes in enterprise environmental factors.* Changes in market conditions (i.e., markets served and consumer behavior) or risks can induce changes in the constraints. Legislation and elections can also impact the enterprise environmental factors. Companies may approve scope changes to take advantage of additional opportunities or reduce funding based on cash flow restrictions. Metrics must also track for changes in the constraints and the enterprise environmental factors.
- *Changes in resource availability.* The availability or loss of resources with the necessary critical skills is always an issue and can impact benefits if a breakthrough in technology is needed to achieve the benefits or to find a better technical approach with less risk.

Project *value* is what the benefits are worth to someone. Project or business value can be quantified whereas benefits are usually explained qualitatively. When we say that the return on investment (ROI) should improve, we are discussing benefits. But when we say that the ROI should improve by 20 percent, we are discussing value. Progress toward value generation is easier to measure than progress toward benefits realization, especially during project execution. Benefits and value are generally inseparable; it is difficult to discuss one without the other.

## 19.2 REDEFINING PROJECT SUCCESS

---

For more than five decades, we have erroneously tried to define project success in terms of only the triple constraints of time, cost, and scope. We knew decades ago that other metrics should be included in the definition, such as value, safety, risk, and customer satisfaction, and that these were attributes of success. Unfortunately, our knowledge of metrics measurement techniques was just in the infancy stage at that time, and we selected only those metrics that were the easiest to measure and report: time, cost, and scope.

For decades, we defined value as:

$$\text{Value} = \text{Quality} / \text{Cost}$$

If we wanted to increase the perceived value, we had to either increase the quality or lower the cost. This equation unfortunately implied that quality and cost are the only components of value.

Today, metric measurement techniques are maturing to the point where we believe that we can measure just about anything.<sup>2</sup> Perhaps the greatest level of research has been

---

2. For additional information, see Douglas W. Hubbard, *How to Measure Anything; Finding the Value of Intangibles in Business*, 3rd ed. (Hoboken, NJ: John Wiley & Sons, 2014).

in measuring and reporting business value. During the past two decades, research has been conducted in the following areas:

- Value dynamics
- Value gap analysis
- Intellectual capital valuation
- Human capital valuation
- Economic value-based analysis
- Intangible value streams
- Customer value management/mapping
- Competitive value matrix
- Value chain analysis
- Valuation of information technology projects

The output of the research has created value measurement models and metrics:

- Intellectual capital valuation
- Intellectual property scoring
- Balanced scorecard
- Future Value Management™
- Intellectual Capital Rating™
- Intangible value stream modeling
- Inclusive Value Measurement™
- Value measurement methodology (VMM)

Value could very well become the most important word in the project manager's vocabulary, especially in the way that we define project success. In the glossary to the fifth edition of the *PMBOK® Guide*\*, a project is defined as a temporary endeavor undertaken to create a unique product, service, or result. The problem with this definition is that the unique product, service, or result might not create any business value after the project is completed. Perhaps a better definition of a project might be:

- A collection of sustainable business value scheduled for realization

The definition of project success has almost always been the completion of a project within the triple constraints of time, cost, and scope. This definition likewise must change because it lacks the word "value," and it does not account for the fact that today we have significantly more than three constraints, which refer to as competing constraints. Therefore, the future definition of success might be:

- Achieving the desired business value within the competing constraints

A definition of project success that includes reference to value becomes extremely important when reporting on the success of benefit realization and value management

---

\* PMBOK is a registered mark of the Project Management Institute, Inc.

activities. With traditional project management, we create forecast reports that include the time at completion and cost at completion. Using the new definition for success, we can now include in the forecast report benefits at completion and value at completion. This reporting of benefits and value now elevates project performance reporting to the corporate boardroom.

There is another inherent advantage to using value as part of the project's success criteria. We can now establish termination or pull-the-plug criteria defined in terms of value or benefits that tells us when we should consider canceling a project before additions funds and resources are squandered. All too often, projects are allowed to linger on and continue wasting valuable resources because no one has the heart to cancel the failing project. Establishing cancellation criteria in the business case or benefits realization plan may resolve this issue.

### 19.3 VALUE-DRIVE PROJECT MANAGEMENT ---

With the recognition of the importance of value, we are now focusing on value-driven project management activities. Value-driven project management focuses on the delivery of business value outcomes rather than simply deliverables that come from traditional project management practices. Value-driven project management requires an easily understood business case that includes the specific benefits desired.

Project management is now the vehicle for delivering benefits and value. Companies that are mature in BRM also appear to be reasonably mature in project management. In these companies, both the project management approach and the corporate culture are value-driven.

However, some risks need to be considered in value-driven project management:

- Possibility of endless changes in the requirements if not controlled
- Creation of a culture that fosters (possibly unnecessary) scope creep on all projects
- The value determination is made by different people over the project's life cycle
- Refusal to forecast the true value for fear of project cancellation
- Refusal to believe the forecasted value

Benefits desired must be defined at project initiation. But how do we define value in the early life-cycle phases of a project when value may be just a perception? We would like to define value as well, but value is what the benefits are worth. The hardest part of value determination is defining the metrics so that measurements can be made. Table 19–1 shows some of the easy and hard metrics that are often used to measure value (and possibly benefits as well), and Table 19–2 shows several of the problems that can be encountered with the measurements. The metrics are needed to validate or revalidate not only benefits and value creation but also the business case, assumptions, and constraints. Decision makers must understand that, over the life cycle of the project, circumstances can change, requiring modification of the requirements, shifting of priorities, and redefinition of the desired outcomes.

**TABLE 19–1. HARD AND SOFT VALUE METRICS**

<b>Easy (Soft/Tangible) Values</b>	<b>Hard (Intangible) Values</b>
Return on investment (ROI) calculators	Stockholder satisfaction
Net present value (NPV)	Stakeholder satisfaction
Internal rate of return (IRR)	Customer satisfaction
Opportunity cost	Employee retention
Cash flow	Brand loyalty
Payback period	Time-to-market
Profitability	Business relationships
Market share	Safety
	Reliability
	Reputation
	Goodwill
	Image

**TABLE 19–2. PROBLEMS WITH VALUE METRICS MEASUREMENTS**

<b>Easy (Soft/Tangible) Values</b>	<b>Hard (Intangible) Values</b>
Assumptions are often not disclosed and can affect decision making	Value is almost always based on subjective-type attributes of the person doing the measurement
Measurement is very generic	Measurement is more of an art than a science
Measurement never meaningfully captures the correct data	Limited models are available to perform the measurement

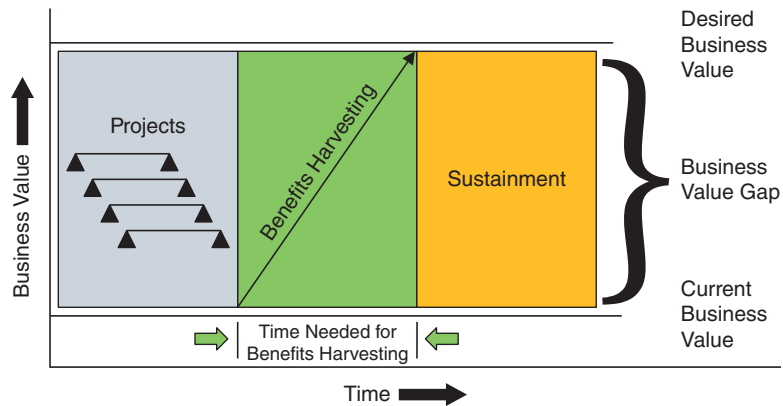
Without proper metrics, we tend to wait until the project is way off track before taking action. By that time, it may be too late to rescue it, and the only solution is to pull the plug and cancel a project that possibly could have been saved.

## 19.4 BENEFITS HARVESTING

Benefits harvesting is the most difficult part of BRM. The problem is not with identifying the benefits or managing the projects to create the benefits. The real issue is harvesting the benefits and managing the transition once the projects are over. The project team produces the deliverables but may have no control over how the business uses those deliverables to create benefits and value.

The benefits of a project are typically realized over time—sometimes years after the project has been completed and the project team has been disbanded. Some benefits will be near term, midterm, and long term. Someone must take ownership for the harvesting process.





**Figure 19–1.** Creation of business value over time.

Figure 19–1 shows how benefits and value are created over time. The unknown in the figure is the amount of time needed to harvest the benefits and the amount of time necessary to sustain the benefits. There must be long-term adoption consideration to maintain benefits sustainment. Organizational change may be needed, and people may have to be moved out of their comfort zones. This is accomplished by people experienced in organizational change management.

## 19.5 THE BUSINESS CASE

Benefits realization and value management begin with the preparation of the business case. There are six major players in benefits realization and value management projects:

1. A portfolio governance committee composed of members that possess at least a cursory level of knowledge of project management
2. The benefits or business owner
3. The change management owner, if organizational change management is necessary to harvest the benefits at project completion
4. A sustainability owner to assure that the benefits harvested are sustainable
5. A Portfolio Project Management Office to assist with metric identification, measuring and reporting
6. Project and/or program managers

The business owner is responsible for the preparation of the business case and for contributing to the benefits realization plan. Typical steps that are included as part of business case development are:

- Identification of opportunities such as improved efficiencies, effectiveness, waste reduction, cost savings, new business, and others.
- Benefits defined in both business and financial terms

**TABLE 19–3. TYPES OF AMBIGUITY**

<b>Ambiguity</b>	<b>Description</b>
Expectations	Based on the number of stakeholders and the business owner’s previous experience, the benefit realization plan may have vague wording open to an interpretation of the expected outcome.
Priority	Each stakeholder and business owner can have a different interpretation of the priority of the project. The project team may not know the real priority.
Processes	There are numerous processes to select from as part of execution. Process flexibility will be necessary. There are also several forms, guidelines, checklists and templates that can be used.
Metrics/Key Performance Indicators	There are numerous things that can be measured based on the expectations.

- A benefits realization plan
- Estimated project costs
- Recommended metrics for tracking benefits and value
- Risk management
- Resource requirements
- High-level schedules and milestones
- Degree of project complexity
- Assumptions and constraints
- Technology requirements—new or existing
- Exit strategies if the project must be terminated

Templates can be established for most of the items in the business case. A template for a benefits realization plan might include the following:

- A description of the benefits
- Identification of each benefit as tangible or intangible
- Identification of the recipient of each benefit
- How the benefits will be realized
- How the benefits will be measured
- The realization date for each benefit
- The handover activities to another group that may be responsible for converting the project’s deliverables into benefits realization

Well-written benefit realization plans, usually prepared by the business owner, tell what is included and excluded from the scope. Poorly written benefit realization plans imply that everything must be done and can lead to numerous and often unnecessary scope changes. Benefit realization plans are not statements of work. Therefore, there will always be some ambiguity in how the expected benefits from a strategic initiative are defined. Types of ambiguity appear in Table 19–3.

## **19.6 TIMING FOR MEASURING BENEFITS AND VALUE**

The growth in metric measurement techniques has made it possible to measure just about anything, including benefits and value. But currently, since many of the measurement techniques for newer metrics are in their infancy, there is still difficulty in obtaining

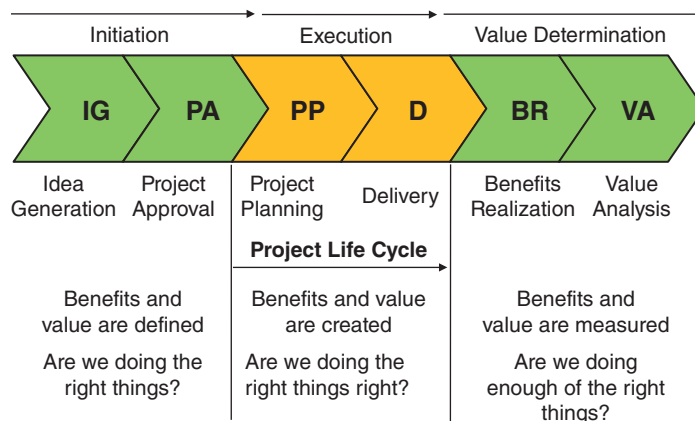
accurate results. Performance results will be reported both quantitatively and qualitatively. There is also difficulty in deciding when to perform the measurements: incrementally as the project progresses or at completion. Measurements on benefits and value are more difficult to determine incrementally as the project progresses than at the end.

Value is generally quantifiable and easier to measure than benefits. On some projects, the value of the project's benefits cannot be quantified until several months after the project has been completed. As an example, a government agency enlarges a road with the aim of reducing traffic congestion. The value of the project may not be known until several months after the construction project has been completed and traffic flow measurements have been made. Value measurements at the end of the project, or shortly thereafter, are generally more accurate than ongoing value measurements as the project progresses.

Benefits realization and business value do not come from simply having talented resources or superior capabilities. Rather, they come from how the organization uses the resources. Sometimes even projects with well-thought-out plans and superior talent do not end up creating business value; they may even destroy existing value. An example might be a technical prima donna who views this project as his or her chance for glory and tries to exceed the requirements to a point where the schedule slips and business opportunities are missed. This occurs when team members believe that personal objectives are more important than business objectives.

## 19.7 INVESTMENT LIFE-CYCLE PHASES

For years, academia taught that traditional project life-cycle phases begin once the project is approved and a project manager is assigned and end after the deliverables have been created. However, when benefits realization and value management become important, additional life-cycle phases must be included, as shown in Figure 19–2. Project managers are now being brought on board earlier than before and remaining after the deliverables have been produced to measure the business value created. Figure 19–2 is



**Figure 19–2.** Investment life cycle.

more representative of an investment life cycle than a traditional project life cycle. If value is to be created, then the benefits must be managed over the complete investment life cycle. The traditional project life cycle falls within the investment life cycle. More than six life-cycle phases could have been identified in the investment life cycle, but only these six will be considered here for simplicity.

The first phase, the *Idea Generation (IG) Phase*, which often includes a feasibility study and a cost–benefit analysis, is where the idea for the project originates. The idea can originate in the client’s or business owner’s organization, within the senior levels or lower levels of management in the parent company or the client’s firm, or within the organization funding the project. The output of the IG Phase is usually the creation of a business case.

Although the idea originator may have a clear picture of the ultimate value of the project, the business case is defined in terms of expected benefits rather than value. Value is determined near the end of the project based on the benefits that actually are achieved and can be quantified. The benefits actually achieved may be significantly different from the expected benefits defined at project initiation because of the many of the reasons discussed earlier that can lead to changes.

Not all projects require the creation of a business case. Examples might include projects that are mandatory for regulatory agency compliance and are well understood or simply to allow the business or part of the business to continue more efficiently.

Once the business case is prepared, a request is sent to the portfolio project management office (PPMO) for project approval. Companies today are establishing a PPMOs to control the second phase, the *Project Approval (PA) Phase*, and to monitor the performance of the portfolio of projects during delivery.

The PPMO must make decisions for what is in the best interest of the entire company. A project that is considered extremely important to one business unit may be a low priority when compared to all of the other corporate projects in the queue. The PPMO must maximize the business value of the portfolio through proper balancing of critical resources and proper prioritization of projects. The PPMO must address three critical questions, as shown in Table 19–4.

The activities identified with the third question in Table 19–4 are usually part of the PPMO’s responsibility for determining if all of the benefits were captured or if additional projects need to be added to the queue.

Most companies tend to believe that project managers should be brought on board after the project has been approved and added to the queue. The argument is that project managers are not businesspeople, have limited information that could help in the approval process, and are paid to make project-based decisions only. This is certainly not true today. In today’s world, project managers view themselves as managing part of a business rather than just managing a project. Thus, project managers are paid to make both project-based and business-related decisions on their projects.

When project managers are brought on board after project approval, they are at the mercy of the information in the business case and benefits realization plan. Unfortunately, these two documents do not always contain all of the assumptions and constraints, nor do they discuss the thought process that went into creating the project.

Perhaps the most important reason for bringing the project manager on board early is for resource management. Projects are often approved, added to the queue, and

TABLE 19–4. TYPICAL ROLE FOR A PORTFOLIO PMO

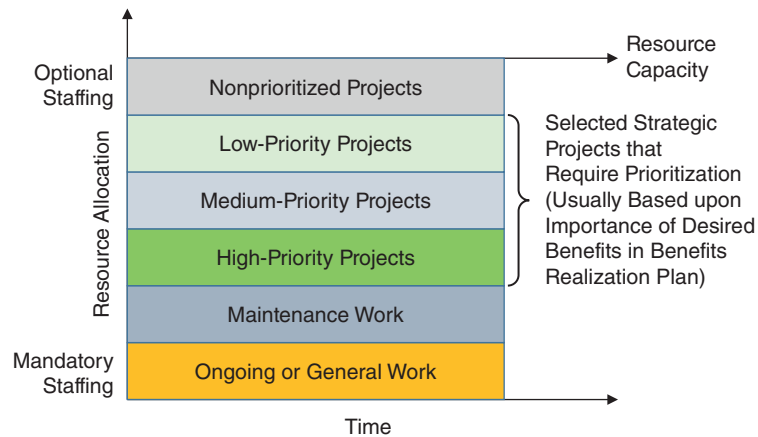
Critical Questions	Areas of Consideration	Portfolio Tools and Processes
1. Are we doing the right things?	Alignment to strategic goals and objectives, such as shareholder value, customer satisfaction, or profitability	Templates to evaluate rigor of business case Strategic fit analysis and linkage to strategic objectives
	Evaluation of internal strengths and weaknesses	Matrix showing relationships between projects Resources skills matrices
	Evaluation of available and qualified resources	Capacity planning templates Prioritization templates
2. Are we doing the right things right?	Ability to meet expectations	Benefit realization plans
	Ability to make progress toward benefits	Formalized, detailed project plans
	Ability to manage technology	Establishing tracking metrics and key performance indicators
	Ability to maximize resource utilization	Risk analysis Issues management Resource tracking Benefits/value tracking
3. Are we doing enough of the right things?	Comparison to strategic goals and objectives	Overall benefits tracking
	Ability to meet all customers' expectations	Accurate reporting using project management information system
	Ability to capture all business opportunities that are within capacity and capability of company's resources	

prioritized with little regard for the availability of qualified resources. Then, when the benefits are not delivered as planned, the project manager is blamed for not staffing the project correctly.

Some of the critical staffing issues that need to be overcome include:

- Management does not know how much additional work can be added to the queue without overburdening the labor force
- Projects are added to the queue with little regard for (1) resource availability, (2) skill level of the resources needed, and (3) level of technology needed
- No central repository exists solely for staffing strategic projects
- Project prioritization is based on guesses rather than evidence or facts
- There are no techniques for understanding how a scope change on one project may affect workloads on other ongoing projects
- Resource decisions are made before project approval and before the project manager is brought onboard
- Lack of understanding of how project managers can assist early on in capacity planning and resource management
- Critical resources are assigned to failing or non-value-added projects

Project managers may very well be the best people qualified to critically identify the number of resources needed and the skill levels of the assigned staff. The ability to bring a project manager on board early makes it easier for the portfolio governance personnel to perform effective resource management practices, according to Figure 19–3.



**Figure 19-3.** Resource management activities.

Even when assigning project managers early in the investment life cycle, resource management shortcomings can occur. These shortcomings include:

- Not capturing all resource demands
- Lacking knowledge of the resource skill levels needed
- Changing resource needs on a project due to scope changes
- Not accounting for the resources that may be needed if transformational activities are required
- Shifting priorities due to firefighting on other critical projects
- Having unrealistic benefit and value estimates

If the shortcomings are not identified and properly managed, the results can be:

- A failure of benefits realization planning
- No maximization of portfolio business value
- Continuous changes to the portfolio
- Continuous reprioritization
- Continuous conflicts over manpower

The benefits of effective resource management are well known:

- Balancing workloads among the most critical projects
- Improvements in resource usage efficiencies by assigning resources with the right skills
- Better planning and control of projects
- Better selection of a portfolio of projects that can maximize business value

The third life-cycle phase is the *Project Planning (PP) Phase*. This phase includes preliminary planning, detailed planning, and updates to benefits realization planning.

Although the business case may include assumptions and constraints, the PPMO may provide additional assumptions and constraints related to overall business objectives and the impact that enterprise environment factors may have on the project. The benefits realization plan that may have been created as part of the business case may undergo significant changes in this phase.

The benefits realization plan is not the same as the project plan but must be integrated with the project plan. The benefits realization plan and the accompanying project plan may undergo continuous changes as the project progresses based on changing business conditions.

The fourth life-cycle phase is the *Delivery (D) Phase*. This phase, as well as the PP Phase, are most commonly based on the domain areas of the *PMBOK® Guide*. Traditional project management methodologies are used. In this phase, the project manager works closely with the PPMO, the business owner, and the steering/governance committee to maximize the realization of the project's benefits.

Performance reporting must be made available to the PPMO as well as to the appropriate stakeholders. If the project is no longer aligned with business objectives, which may have changed during delivery, the PPMO may recommend that the project be redirected or even canceled such that the resources will then be assigned to other projects that can provide a maximization of portfolio benefits.

The fifth and sixth life-cycle phases in Figure 19–3 are the *Benefits Realization (BR) Phase* and the *Value Analysis (VA) Phase*. The benefits realization plan, regardless of in which life-cycle phase it is prepared, must identify the metrics that will be used to track the benefits and accompanying value. Benefits and value metrics identification are the weak links in benefits realization planning. Much has been written on the components of the plan, but very little appears on the metrics to be used. However, companies are now creating value metrics that can be measured throughout the project rather than just at the end.<sup>3</sup>

These last two life-cycle phases are often called benefits harvesting phases, which refers to the actual realization of the benefits and accompanying value. Harvesting may necessitate the implementation of an organizational change management plan that may remove people from their comfort zones. People must be encouraged to make the changes permanent and not revert to their old ways when the projects end.

The people responsible for benefits harvesting need to consider:

- Organizational restructuring
- New reward systems
- Changing skills requirements
- Records management
- System upgrades
- Industrial relations agreements

Full benefit realization may face resistance from managers, workers, customers, suppliers, and partners. There may be an inherent fear that change will be accompanied

---

3. For information on creating and reporting value metrics, see Harold Kerzner, *Project Management Metrics, KPIs and Dashboards*, 2nd ed. (Hoboken, NJ: John Wiley & Sons and International Institute for Learning, 2013), Chapter 5.

by loss of promotion prospects, less authority and responsibility, and possible loss of respect from peers.

Benefits harvesting may also increase benefits realization costs because of:

- Hiring and training new recruits
- Changing the roles of existing personnel and providing training
- Relocating existing personnel
- Providing additional or new management support
- Updating computer systems
- Purchasing new software
- Creating new policies and procedures
- Renegotiating union contracts
- Developing new relationships with suppliers, distributors, partners, and joint ventures

## 19.8 CATEGORIES OF BENEFITS AND VALUE

---

Part of strategic planning is to create a balanced portfolio of projects. For simplicity’s sake, we use the four categories of projects shown in Figure 19–4. These same four categories can then be used to identify the categories of benefits and value. Numerous benefits, values, and accompanying metrics can be used for each category. Only a few appear here as examples.

Metrics must be established in each quadrant to serve as early warning signs of possible problems. Some examples of metrics that can identify benefit erosion problems are:

- Metrics on the number of scope changes, which identify the possibility of a schedule slippage and cost overrun
- Metrics on the number of people moved to put out fires elsewhere, which also indicate the possibility of a schedule slippage and cost overrun

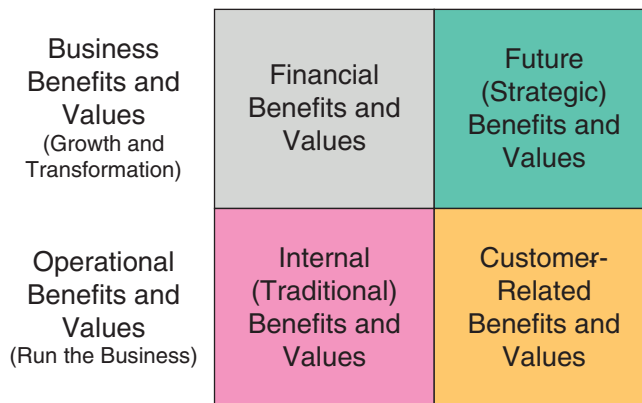


Figure 19–4. Categories of benefits and value.



TABLE 19–5. BENEFITS IN EACH CATEGORY

Category	Benefits	Project Tracking Metrics
Internal Benefits	Processes for adherence to constraints Templates for identifying objectives, sign-offs, and capturing best practices Maintaining a best practices and metrics library Control of scope changes Control of action items Reduction in waste	Time Cost Scope Quality Number of scope changes Duration of open action items Number of resources Amount of waste Efficiency
Financial Benefits	Improvements in ROI, NPV, IRR, and payback period Cash flow Improvements in operating margins Maintaining or increasing market share	Financial metrics ROI calculators Operating margin
Future (Strategic) Benefits	Reducing time to market Image/reputation Technical superiority Creation of new technology or products Maintaining a knowledge repository Alignment of projects to strategic objectives	Time Surveys on image and reputation Number of new products Number of patents Number of retained customers Number of new customers
Customer-Related Benefits	Customer loyalty Number of customers allowing you to use their name as a reference Improvements in customer delivery Customer satisfaction ratings	Loyalty/customer satisfaction surveys Time to market Quality

- Metrics on excessive overtime, which could indicate serious unresolved issues
- Metrics on missed deadlines, which could indicate that the time to market may slip and opportunities may be lost

Table 19–5 shows typical benefits for each of the four categories. The metrics in the last column can be used to track the benefits.

The portfolio governance committee exists for the entire investment life cycle. Its role includes:

- Establishing the right priorities
- Eliminating surprises
- Building contingencies into the portfolio
- Maintaining response flexibility
- Controlling scope creep
- Trying to do more with less
- Ensuring informed decisions using metrics
- Capturing best practices
- Understanding future resource needs

The portfolio governance committee must make strategic decisions and metrics assist in the process. Types of strategic decisions include the need to:

- Verify that value is being created
- Know the risks and how the risks are being mitigated

- Know when to intervene
- Predict future corporate performance
- Confirm that projects are still aligned to strategic objectives
- Perform resource reoptimization if necessary

The role of the PPMO is to work with the governance committee and determine the optimal resource mix for project delivery and benefits realization while honoring the imposed constraints. The PPMO also supports metrics identification, measurement, and reporting. The PPMO supports the governance committee by addressing the following questions:

- Do we have any weak investments that need to be canceled or replaced?
- Must any of the programs and/or projects be consolidated?
- Must any of the projects be accelerated or decelerated?
- How well are we aligned to strategic objectives?
- Does the portfolio have to be rebalanced?

Sometimes the benefits result in best practices that can be applied to other projects. Table 19–6 illustrates benefits from several companies and in which quadrant the benefits appeared. Some benefits can be attributed to more than one quadrant.

As mentioned previously, it is important to know whether the measurements of benefits and value should be done incrementally or at the end of the project. Examples of incremental versus end point measurements are shown in Table 19–7. As mentioned, end-of-project measurements are generally more accurate, but some measurements may also be made incrementally.

**TABLE 19–6. COMPANY-SPECIFIC BENEFITS**

Company	Benefit Category	Benefit
General Electric	Future	Improving productivity
Motorola	Financial	Control of scope creep
Computer Associates	Internal	Better handling of customer expectations
ABB	Future	Project audits to seek out continuous improvement opportunities
Westfield Group	Internal	Development of an online intranet enterprise project management system
Antares Solutions (Medical Mutual)	Customer related	Customer-focused change control process

**TABLE 19–7. EXAMPLES OF BENEFITS**

Benefit Category	Benefit	Measured Incrementally	Measured at End
Internal	Speed up sign-offs	Yes	
Financial	Improving ROI, NPV, IRR and shortening payback period	Yes	Yes
Future (Strategic)	Speed up product commercialization process		Yes
Customer related	Improving customer satisfaction	Yes	

## 19.9 CONVERTING BENEFITS TO VALUE ---

Value is what the benefits are worth either at the end of the D Phase or sometime in the future. Even though the benefits may be on track for achievement, the final value may be different from the planned value based on the deliverables produced and the financial assumptions made. Here are two examples of converting benefits to value:

1. A company approved the development of a customized software package with the expected benefit of reducing order entry processing time, which would be a savings of approximately \$1.5 million annually. The cost of developing the package was estimated at \$750,000. The value calculation was as follows:

$$\begin{aligned}\text{Value} &= (60 \text{ workers}) \times (5 \text{ hours/week}) \times (\$100/\text{hour}) \times (50 \text{ weeks}) \\ &= \$1.5 \text{ million in yearly savings}\end{aligned}$$

2. A company decided to create a dashboard project performance reporting system to reduce paperwork and eliminate many nonproductive meetings. The value calculation was made as follows:

- Eliminate 100 pages or reports and handouts each month at a fully burdened cost of \$1000/page, or a savings of \$1.2 million.
- Eliminate 10 hours of meetings per week for 50 weeks, with 5 people per meeting and at \$100 per hour, or a savings of \$250,000.

$$\text{Value} = \$1,200,000 + \$250,000 = \$1.45 \text{ million in yearly savings}$$

In both cases, the companies received multiyear benefits and value from the projects.

## 19.10 GO-LIVE PROJECT MANAGEMENT ---

One of the challenges facing executives is in the determination of who is best qualified to function as the leader for benefits harvesting. Some people argue that the project manager should remain on board even after project is ready to “go live.” In this case, because benefits harvesting could require a great deal of time, the project manager may very well be functioning as a functional manager in which case the skills needed could be different from those required for traditional project management. This is shown in Table 19–8. A project manager may not be qualified to assume the role of a go-live project manager on all projects.

## 19.11 PORTFOLIO BENEFITS AND VALUE ---

The project tracking metrics identified in Table 19–5 are design to track individual projects in each of the categories. However, specific metrics can be used to measure the effectiveness of a portfolio of projects. Table 19–9 shows the metrics that can be used

**TABLE 19–8. CHANGE IN SKILLS FOR A GO-LIVE PROJECT MANAGER**

<b>Traits</b>	<b>Differences</b>
Authority	From leadership without authority to significant authority
Power	From legitimate power to judicious use of power
Decision making	From some decision making to having authority for significant decision making
Types of decisions	From project-only decisions to project and business decisions
Willingness to delegate	Length and size of project will force project managers to delegate more authority and decision making than they normal would
Loyalty	From project loyalty to corporate vision and business loyalty
Social skills	Strong social skills are needed since we could be working with the same people for years
Motivation	Learning how to motivate workers without using financial rewards and power
Communication skills	Communication across the entire organization rather than with a select few
Status reporting	Status of strategic projects cannot be made from time and cost alone
Perspective/outlook	Having a much wider outlook, especially from a business perspective
Vision	Must have same long-term vision as the executives and promote that vision throughout the company
Compassion	Must have much stronger compassion for workers than in traditional or short term projects since the team members may be assigned for years
Self-control	Must not overreact to bad news or disturbances
Brainstorming and problem solving	Must have very strong brainstorming and problem-solving skills
Change management	Going from project to corporate-wide change management
Change management impact	Going from project to organizational change management effects

**TABLE 19–9. METRICS FOR SPECIFIC TYPES OF PMOS**

<b>Project Management</b>	<b>Traditional PMO</b>	<b>PPMO</b>
Adherence to schedule baselines	Growth in customer satisfaction	Business portfolio profitability or ROI
Adherence to cost baselines	Number of projects at risk	Portfolio health
Adherence to scope baselines	Conformance to the methodology	Percentage of successful portfolio projects
Adherence to quality requirements	Ways to reduce number of scope changes	Portfolio benefits realization
Effective utilization of resources	Growth in yearly throughput of work	Portfolio value achieved
Customer satisfaction levels	Validation of timing and funding	Portfolio selection and mix of projects
Project performance	Ability to reduce project closure rates	Resource availability
Total number of deliverables produced		Capacity and capability available for portfolio
		Utilization of people for portfolio projects
		Hours per portfolio project
		Staff shortage
		Strategic alignment
		Business performance enhancements
		Portfolio budget versus actual
		Portfolio deadline versus actual

TABLE 19–10. INTERPRETATION OF THE METRICS

Benefit Metric	Project Manager's Interpretation	Customer's Interpretation	Consumer's Interpretation
Time	Project duration	Time to market	Delivery date
Cost	Project cost	Selling price	Purchasing price
Quality	Performance	Functionality	Usability
Technology and scope	Meeting specifications	Strategic alignment	Safe buy and reliable
Satisfaction	Customer satisfaction	Consumer satisfaction	Esteem in ownership
Risks	No future business from this client	Loss of profits and market share	Need for support and risk of obsolescence

to measure the overall value created by project management on individual projects, a traditional PMO and a PPMO. The metrics listed under project management and many of the metrics under the traditional PMO are considered micro-metrics focusing on tactical objectives. The metrics listed under the PPMO are macro-level metrics that represent the benefits and value of the entire portfolio. These metrics can be created by grouping together metrics from several projects. Benefits and value metrics are also used to help create the portfolio metrics.

Both the traditional and PPMOs are generally considered as overhead and subject to possible downsizing unless the PMOs can show through metrics how the organization benefits by their existence. Therefore, metrics must also be established to measure the value that the PMO brings to the parent organization.

It is important to understand that some of the micro-metrics used for tracking benefits may have different meanings for customers or ultimate consumers. As an example, let us assume that you are managing a project for an external client. The deliverable is a component that your customer will use in a product he or she is selling to customers (i.e., your customer's customers or consumers). Table 19–10 shows how each of the metrics may be interpreted differently. It is important to realize that benefits and value are like beauty; they are in the eyes of the beholder. Customers and contractors can have a different perception of the meaning of benefits and value as well as of the associated metrics.

## 19.12 ALIGNMENT TO STRATEGIC OBJECTIVES

Because of advances in metric measurement techniques, models have been developed by which we can show the alignment of projects to strategic business objectives. One such model appears in Figure 19–5. Years ago, the only metrics used were time, cost, and scope. Today we can include metrics related to both strategic value and business value. This allows us to evaluate the health of the entire portfolio of projects as well as individual projects.

Since all metrics have established targets, we can award points for each metric based on how close we come to the targets. Figure 19–6 shows that the project

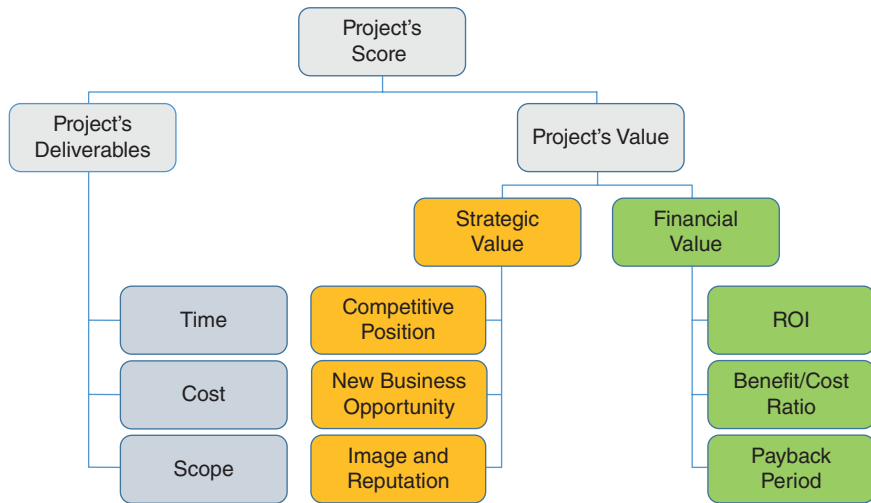


Figure 19-5. Project scoring model.

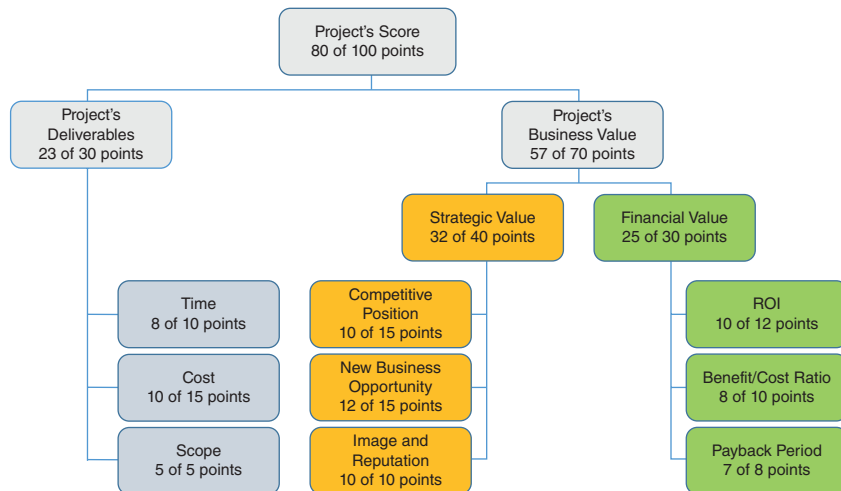


Figure 19-6. Project scoring model with points assigned.

identified in Figure 19-5 has thus far received 80 points out of a possible 100 points. Figure 19-7 shows the alignment of projects to strategic objectives. If the total score in Figure 19-6 is between zero and 50 points, we would assume that the project is not contributing to strategic objectives at this time, and this would be shown as a zero or blank cell in Figure 19-7. Scores between 51 and 75 points would indicate a “partial” contribution to the objectives and shown as a 1 in Figure 19-7. Scores between 76 and 100 points would indicate fulfilling the objective and shown as a 2

Strategic Objectives:	Projects								Scores
	Project 1	Project 2	Project 3	Project 4	Project 5	Project 6	Project 7	Project 8	
Technical Superiority	2		1			2		1	6
Reduced Operating Costs				2	2				4
Reduced Time to Market	1		1	2	1	1		2	8
Increase Business Profits			2	1	1	1		2	7
Add Manufacturing Capacity	1		2	2		1		1	7
<b>Column Scores</b>	4	0	6	7	4	5	0	6	

	<b>No Contribution</b>
1	<b>Supports Objective</b>
2	<b>Fulfills Objective</b>

Figure 19–7. Match projects to strategic business objectives.

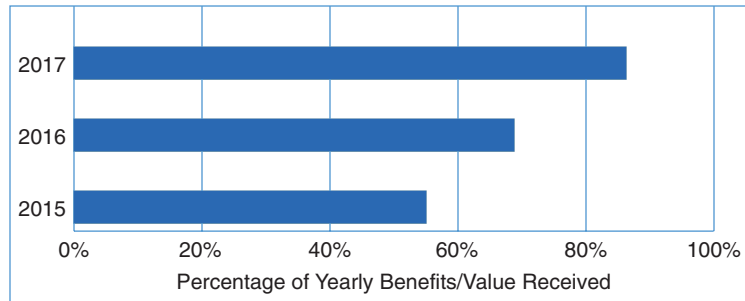


Figure 19–8. Periodic benefits and value achieved.

in Figure 19–7. Periodically we can summarize the results in Figure 19–7 to show management Figure 19–8, which illustrates our ability to create the desired benefits and final value.

### 19.13 CAUSES OF COMPLETE OR PARTIAL BRM FAILURE

No matter how hard we try to become good at benefits realization and value management, there are always things that can go wrong and lead us to disaster. Fourteen such causes of failure that can occur along the entire investment life cycle include:

1. No active involvement by the business owner or stakeholders.
2. Decision makers are unsure about their roles and responsibilities, especially in the early life-cycle phases.

3. The project is approved without a business case or benefits realization plan.
4. A high level of uncertainty and ambiguity exists in defining the benefits and value such that they cannot be described adequately in a document such as a benefits realization plan.
5. Highly optimistic or often unrealistic estimates of benefits are made to get project approval and a high priority.
6. Failing to recognize the importance of effective resource management practices and the link to BRM.
7. Maintaining a heavy focus on the project's deliverables rather than on benefit realization and the creation of business value.
8. Using the wrong definition of project success.
9. Managing the project with traditional rather than investment life-cycle phases.
10. Using the wrong metrics, unreliable metrics, or simply lacking of metrics to track benefits and value.
11. Failing to track benefits and value over the complete life cycle.
12. Not having any criteria establish for when to cancel a failing project.
13. Having no transformational process if necessary where the benefits and value can be achieved only from necessary organizational changes in the way the firm must now conduct business.
14. Failing to capture lessons learned and best practices, thus allowing mistakes to be repeated.

Item 14 is often the solution to correct the first 13 problems from recurring.

## 19.14 CONCLUSION

---

Because of the importance of benefits and value, today's project managers are more business managers than the pure project managers of the past. Today's project managers are expected to make business decisions as well as project-based decisions. Project managers seem to know more about the business than their predecessors.

With the growth in measurement techniques, companies will begin creating metrics to measure benefits and value. While many of these measurement techniques are still in their infancy, the growth rate is expected to be rapid.



# Index

---

- ABB, *see* Asea, Brown and Boveri
- Abeid, Cesar, 392
- Acceptance:
  - corporate-wide, 228
  - of methodologies, 197
  - of risk, 18
- Accountability, 3, 92, 160
- Accreditation (qualification process), 550
- Accuracy, 92, 507
- Acquisitions, 654. *See also* Mergers and acquisitions
- Actel-Lucent (Nokia), 390–393
- Action initiation (core competency), 375–376
- Action teams, 416
- Activity phase mapping, 248, 249
- Adaptive management, 14–150
- Adkins, Rodney, on project management, 19–20
- Advanced Delivery Management approach, 204
- Advanced Product Quality Planning (APQP) methodology, 199–201
- Advanced project management, 354
- Aerospace industry:
  - in 1950s and 1960s, 4
  - customer-focused project offices of, 287–288
  - new product development in, 105
  - project management training in, 385–389
- Aggregate planning models, 526
- Aggressive anger, 82
- Agile coach, 687
- Agile Manifesto, 680–687, 710
- Agile methodologies, 671–714
  - change management in, 678–680
  - and constraints, 675–676
  - defined, 193, 673–675
  - at Deloitte, 586–587, 703–709
  - and levels of project management maturity, 671–673
  - metrics in, 710–714
  - and project closure, 236
  - and Scrum, 687–703
  - 12 Principles of, 680–687
  - values of, 676–687
  - waterfall vs., 708–710
- Agile teams, 680
- AI (artificial intelligence), 221–223
- AirBus Space and Defence:
  - APQP methodology at, 199–201
  - Golden Rules for Project Management of, 248–250
- Integrated Multilevel Scheduling at, 205–207
- methodologies of, 205–207, 248–250
- Alcatel-Lucent, 488–491
- Alcatel-Lucent University, 489
- Alexander, Jack, 39, 634–636
- Alignment, governance and, 337
- Align phase (PLM VDM), 629
- Allen-Bradley, 238
- Al Maktoum, Mohammad bin Rashid, 133–135
- Al Mur, Mohammed, 135
- Amazon, 223
- Amber traffic lights, 35
- American Greetings Corporation:
  - benefits of project management at, 12, 13
  - PMO of, 474
- American Society for Training and Development (ASTD), 431
- American Telephone and Telegraph, *see* AT&T
- Analysis of Variance (ANOVA), 266
- Analytical approach, 258
- Anbari, Frank T., on managing project risk, 260

- Anger, in project environment, 82–84
- ANOVA (Analysis of Variance), 266
- Antares Solutions (Medical Mutual), 731
- Anticipatory delivery of knowledge, 621–622
- Apple, and excellence, 142
- Application of knowledge, by training program participants, 436
- Application Owner System, 339–343
- APQP (Advanced Product Quality Planning) methodology, 199–201
- Archibald, Russ, 224*n*.13
- Arms race, 4
- Artificial intelligence (AI), 221–223
- ASAP Methodology for Implementation, 202–205
- Asea, Brown and Boveri (ABB), 731
- customer satisfaction management at, 64
- PMO at, 445
- risk management at, 279
- training at, 356
- Assessments (Six Sigma), 502–504
- factors to consider for, 501
- life-cycle phases for, 503
- purpose of, 501
- tools for, 503–504
- ASTD (American Society for Training and Development), 431
- AT&T (American Telephone and Telegraph), 410–411
- best practices library of, 49
- best practices of, 24, 50
- culture of, 282–283
- excellence defined at, 142, 186
- job descriptions of, 372
- key performance indicators at, 32
- portfolio management at, 519
- POs of, 474
- project success at, 29
- validating best practices at, 43
- Attack strategies, for political projects, 75–76
- Attention to detail (core competency), 379
- “Attractive state,” 100
- Audits, project, 478–481
- Austen, Jane, on pride, 84
- Authority:
- challenges of, 93–94
- in emerging markets, 318
- envy about, 81
- loss of, 343
- Automated testing, in Scrum, 701
- Avalon Power and Light (pseudonym), 178–180
- Avarice, in project environment, 85–87
- Awards:
- cash, 420
- David Cleland Award, 392
- Hamdan Bin Mohamed, 139
- KM Pacesetter award, 618
- noncash, 420
- North American and Global Most Admired Knowledge Enterprise Awards, 612
- PMO of the Year, 483–484
- project, 69
- Project Team of the Year, 490
- Babcock and Wilcox, 369
- Backlog, in Scrum, 691, 693, 697–698
- Bad news, 70
- Baker, Christine, on PMO at Boeing, 446
- Balancing Individual and Organizational Values (Ken Hultman and Bill Gellerman), 637
- Bancroft, George, on avarice, 85
- Banking industry methodologies, 188–189
- Barrow, W. F. “Bud,” on project management, 20
- Baselining, 566
- Basic project management, 354
- BCG (Boston Consulting Group) Model, 664
- BCR, for training, 438–439
- Behavioral culture, 282
- Behavioral excellence, 409–428
- and conflict resolution, 412–414
- keys to, 421–424
- and proactive vs. reactive management, 425–428
- rewarding teams for, 418–420
- and situational leadership, 409–412
- staffing for, 414–416
- for virtual project teams, 416–417
- Behavioral subjects, 354, 368
- Behavioral success, 422–423
- Beliefs, collective, 83–84, 350
- “Bells and whistles,” 85, 156
- Belliveau, P., on fuzzy front end, 349*n*.4
- Benchmarking, 282
- for best practices, 25
- competitive, 282
- external, 25–26
- limitations of, 243
- process, 282
- and training trends, 364
- Bendix Corporation, 398
- Benefits:
- and business case, 722–723
- categories of, 729–731
- company-specific, 731
- converting to value, 732
- defined, 645, 715
- derived from, 716
- estimation of, 3
- and life-cycle phases, 724–725
- portfolio, 732–733
- realization of, 66, 715–718, 721–737
- templates for, 723
- Benefits management, 2–3

- Benefit metrics, 717
- Benefits monitoring, 3
- Benefits realization management (BRM), 717, 720, 721, 736–737
- Benefits Realization (BR) Phase, 728
- Benefit-to-cost analysis, 524–525, 532
- Best (proven) practices, 1–57
  - from 1945 to 1960, 3–5
  - from 1960 to 1985, 5–8
  - from 1985 to 2014, 8–13
  - beliefs about, 51–52
  - communicating, 49–51
  - definitions of, 23–25, 55–56
  - and definitions of project success, 27–34
  - discovery of, 35
  - drivers for, 26
  - ensuring usage of, 51
  - failure of, 52–53
  - identifying, 25–28
  - implementation of, 52
  - improper application of, 52
  - learned from failure, 27
  - levels of, 26, 46–47, 53
  - management of, 47, 56
  - process for, 21–22
  - for recovery project management, 251–252
  - revalidating, 48
  - seeking out, 25–35
  - simplicity of, 27
  - templates for, 44, 49
  - usage of, 48–49
  - usefulness of, 46
  - use of term, 23
  - validating, 43–45
- Best practices applications:
  - of AT&T, 24, 32, 43, 49, 50
  - of Churchill Downs, 24–25, 28–29, 44
  - of Computer Associates, 48
  - of EDS, 48
  - of government, 8
  - of Halifax Community Health Systems, 24
  - of Hewlett-Packard, 30–31, 51, 55–57
  - of HP Services, 30–31
  - of IBM, 19
  - of Indra, 10, 25, 29, 33, 44, 47, 50
  - of Microsoft, 563
  - of Motorola, 21, 34
  - of Nortel Networks, 32–33, 50
  - of Orange Switzerland, 24
  - of Our Lady of Lourdes Regional Medical Center, 20
  - of Sherwin-Williams, 245–246
  - of Siemens, 631
  - of Six Sigma, 494–495
  - of Wärtsilä, 2–3
- Best practices audits, 479
- Best practices library (BPL), 53–54
  - communicating best practices with, 48
  - creating, 53
  - at Hewlett-Packard, 57
  - levels of best practices in, 45, 53
  - and management of best practices, 47–48
  - and validating best practices, 44
- Best practices overload, 54
- Best Practice Owner, 35
- Bhagavad Gita, 88
- Bidding, competitive, 66, 329
- Biedermann, Michel, 673
- Billings, Josh, on gluttony, 90
- Binder, Jean, 392
- Bodega, Domenico, 609
- Boeing:
  - corporate culture of, 287–288
  - informal project management at, 407
  - integrated management processes of, 278–279
  - PMO of, 446–447
  - risk management of, 278–279
  - and Thiokol Corporation, 407
- Boeing 777, 287–288
- Boilerplate proposal, 346
- Bolzmann, Doug:
  - on best practices, 54*n*. 1.22
  - on critical success factors, 30–31
  - on culture at Hewlett-Packard, 316–317
  - on excellence, 163–168, 186
  - on executives' role, 164
  - on key performance indicators, 31
  - on methodology foundations, 247–248
  - on PMO approach at HP, 475–476
  - on project success, 30
  - on Six Sigma–PM relationship, 494
  - on sponsorship, 333
- Bonuses, 80–81, 86–87
- Booz, Allen, and Hamilton, 522–523
- Boston Consulting Group (BCG) Model, 664
- Boundary boxes, 649
- Boutros, Sameh, on global PMOs, 475–476
- Boyd, Keri, 307, 314–315
- BPL, *see* Best practices library
- Braaflatt, Kerry, on PMO at Boeing, 446–447
- Brand actions, of DFCU, 300–303
- Brandman, Jerry, 303, 307
- Branson, Richard, on administrative support, 176
- BRM, *see* Benefits realization management
- Brown, James C., 238*n*
  - and PMO of the Year Award, 486–487
  - on portfolio management, 533*n*
- Buchtik, Liliana, 392
- Buddha, on lust, 88
- Build phase (PLM VDM), 629
- Bureaucracy, 501
- Burton, Robert, on gluttony, 90
- Business Analysis (new-product development), 523
- Business Area Public Telecommunications, 233–234
- Business Change Process, 311

- Business component, in defining project success, 28
- Business drivers, 646
- Business education, need for, 355–356
- Business impact of training programs, 436–437
- Business knowledge, 110
- Business Lead, 334–335
- Business objectives, in Scrum, 699
- Business process, project management as, 1
- Business unit impact of training, 436–437
- Buy-in, 104
  
- CA (Computer Associates Technologies), 48, 731
- Cancellation (projects), 68–69, 351
- Capabilities, following mergers and acquisitions, 661
- Capability Maturity Model Integration (CMMI), 585
- Capacity planning, 68
- CapCom Credit Union, 307, 310
- Capellanus, Andreas, on avarice, 86
- Capital projects, 103
- CAPM (Certified Associate in Project Management), 394
- CAQ (Certificates of Added Qualification), 394
- Career Framework (IBM), 550–551
- Career path, project management, 356–358
- Cash awards, 420
- Cash flow, 66–67
- Categorization, project, 231
- Cavanaugh, Kathleen:
  - on integrated processes, 261–262
  - on stakeholder engagement and sponsorship, 333–335
- CDI, *see* Churchill Downs, Incorporated
- The Center for Business Practices, 484
- Certificates of Added Qualification (CAQ), 394
- Certification:
  - dual, 364
  - at Nokia, 390–393
  - PMP®, 296–297, 361, 394, 606
  - in qualification process, 550
  - training for, at educational institutions, 368
- Certification, at IBM, 548–552
- Certified Associate in Project Management (CAPM), 394
- Challenger space shuttle disaster, 83, 269
- Challenges, in agile methodology, 708
- Champions:
  - initiation and exit, 347–351
  - for methodology development, 228
  - of project teams, 419
  - sponsors vs., 228
- Change(s):
  - in benefits management, 3
  - and conflicts, 412
  - in corporate culture, 197, 281
  - to customer requirements, 65
  - requests for, *see* Change requests
- Change control process (Microsoft Solutions Framework), 566
- Change management, 191
  - in aerospace and defense industries, 387
  - in agile methodology, 678–681
  - following mergers and acquisitions, 662
  - and integrated management processes, 278–279
  - in project-driven organizations, 281
  - as project management complement, 260
  - and risk management, 279
  - in Scrum, 702
- Change management applications:
  - of Churchill Downs, 468–473
  - of Deloitte, 591–593
  - of Naviair, 171–172
- Change requests, 278–279, 470–471
- Charters:
  - of AT&T, 283
  - of Churchill Downs, Incorporated, 268
  - as foundation of projects, 190
  - of GM Powertrain, 232–233
  - in Golden Rules for Project Management, 250
  - managing assumptions with, 148–149
  - preparing, 199
  - stakeholder signatures on, 25
- Charvat, Jason, on methodologies, 191–193
- Checklists, 155, 397, 507
- Chrysler Motors, 268
- “Chunking,” 495
- Churchill, Winston, on lust, 88
- Churchill Downs, Incorporated (CDI):
  - best practices of, 24–25, 44
  - methodology of, 224–226
  - PMO of, 25, 468–473
  - portfolio management at, 518–519
  - project success at, 28–29
  - scope change control at, 468–473
- CIP (contract implementation process), 488, 490
- Clarity, as DFCU brand action, 305–307
- Classification process (proactive risk management), 272
- Client credibility tests, 615
- Client Program Management Office (CPMO), 474
- Closed ended questions, 504
- Closeout, with Open Book Estimates, 213–214
- Close phase (PLM VDM), 629

- Closure, 224
  - in emerging markets, 323
  - at Indra, 236–238
  - measuring value at, 748–751
  - of Rockwell Automation, 241
  - at Sherwin-Williams, 245
- CMMI (Capability Maturity Model Integration), 585
- Coaching, agile, 687
- Code of Conduct and Professional Responsibility, 285
- Code of Ethics and Professional Responsibility, 223
- Codification strategy, 613–614
- Coffin, Harold, on envy, 79
- Cold War, 4
- Coleman, Randy, 410
- Collaboration, 413
  - in agile methodology, 677–678, 683–684, 709
  - at GEA and Heineken, 289–295
- Collective belief, 83–84, 350
- Collectivism, 417
- Co-located governance, 336
- Color-coded status reporting, 403
- Colton, Charles Caleb, on avarice, 85
- Comau, 66, 594–611
  - contract management at, 689
  - global project management process, 599
  - lessons learned by, 610–611
  - Paradigm Pyramid, 602, 689
  - PMO at, 595–599
  - PMP certification at, 606
  - Project Management Academy, 595, 597, 605–606
  - risk management at, 602–603, 689
  - Risk Register tool, 603
- Comau Project Management Academy, 595, 597, 605–606
- Commercialization stage (new-product development), 523
- Committees, governance, 73–74, 77, 154
- Committee sponsorship, 328–329, 645
- Common product development (CPD), 238–243
- Communication(s):
  - in agile methodology, 685
  - of best practices, 49–51
  - as core competency, 378
  - face-to-face, 399
  - at Fluor Corporation, 617–618, 620–621
  - in global projects, 400
  - in Golden Rules for Project Management, 250
  - in informal project management, 399–401
  - at Naviair, 177–178
  - at Nortel Networks, 50
  - organizational, 93, 617
  - in proactive risk management, 272
  - and project management politics, 76
  - for recovery project management, 252
  - UPPM™ methodologies for, 194
- Communities, at Fluor Corporation, 612–616
- Community building, 490
- Community franchise expectations, 615
- Community of Excellence, 446–447
- Community of Practice (CoP), 446–447
- Community plan, 97, 101
- Company specific benefits, 731
- Company specific best practices, 46–47, 49, 67–68
- Competency models, 373–384
  - of Alcatel-Lucent, 488
  - of Eli Lilly, 373–384
  - job descriptions vs., 373
  - Six Sigma for, 507
- Competition for project funding, 74
- Competitive benchmarking, 282
- Competitive bidding, 66, 329
- Competitive cultures, 285
- Competitiveness, 9–11, 104, 285
- Complementary project management processes, *see* Integrated management processes
- Completion, 420
- Complexity management (core competency), 382
- Compliance audits, 478–479
- Compromise, 413
- Computer Associates (CA) Technologies, 48, 731
- Computer Sciences Corporation (CSC):
  - project audits at, 478–481
- Conceptual models, 150–151
- Conclusion phase, 235
- Concurrent engineering:
  - cost savings due to, 396
  - and integrated management processes, 267–268
  - and total quality management, 257
  - and TQM, 257–260
- Cone of Uncertainty, 679
- Configuration control board, 278
- Conflict(s), 330
  - change causing, 412–413
  - of interest, 253
  - of personality, 410
- Conflict resolution, 412–414
- Confrontation, 413
- Conservation Measures Partnership, 149*n.*20
- Consideration phase, 239
- Constraints:
  - and agile methodologies, 675–676
  - in agile methodology, 684
  - maintenance of, 91
  - triple, 27, 62–63, 641–642
- Consultants, education ROI determination by, 371
- Context (cultural), 417
- Contextual delivery of knowledge, 623

- Contingency planning, at Zurich America, 261–262
- Continuous improvement, 258  
DMAIC model for, 265  
and training trends, 364
- Continuous learning, 366
- Contract(s):  
in agile methodology, 677–679  
and customer expectations, 104  
at GM Powertrain, 232–233  
in Golden Rules for Project Management, 250  
with Open Book Estimates, 211, 212
- Contractco (pseudonym), 345
- Contract implementation process (CIP), 488, 490
- Contractual dates, 206
- Contractual stage, 227
- Control, of Integrated Multilevel Schedules, 207
- Control model, 4
- Convex Corporation, 505–506
- COOPANS, 170, 176
- Cooperation, 285–286, 401–402
- Cooperative cultures, 285–286
- CoP, *see* Community of Practice
- Core competency models, 373–384. *See also* Competency models
- Core coursework (project management degree), 367
- Corporate culture, 70–71, 282–284, 287–289. *See also* Culture  
in agile methodology, 709  
of Boeing, 287–288  
changes in, 281  
creation of, 282–284  
of DFCU Financial, 299–315  
of Fluor Corporation, 618  
of GEA and Heikeken (collaboration), 289–295  
of Hewlett-Packard, 316–317  
of Indra, 295–299  
methodologies created around, 192–193  
methodologies requiring change to, 197, 228–229  
of Midwest Corporation (pseudonym), 288–289  
problems incorporating, 70–71  
of Texas Instruments, 160
- Corporate POs, 474
- Corporate values, 285
- Corporate-wide acceptance, 228
- Corruption, in emerging markets, 319
- Cost base, for Open Book Estimates, 211–212
- Cost effectiveness of Six Sigma, 501
- Costing:  
life-cycle, 260, 279  
project, 657  
as triple constraint, 63
- Cost management, 105, 194
- Cost-monitoring system, 4
- Cost overruns, 94
- Cost performance index (CPI), 389
- Cost reduction, 716
- Course design (training), 369–370
- Coursework (education), 367–368
- Covetousness, 85–87
- CPD (common product development), 238–241
- CPI, *see* Cost performance index
- CPMO (Client Program Management Office), 474
- Creativity, 70
- Crises, defining, 404–405
- Crisis dashboards, 403–405
- Crisis management, maturity and, 278
- Critical projects, vital signs of, 516
- Critical success factors (CSFs):  
and business impact of training, 437  
defining success in terms of, 31  
at Hewlett-Packard, 31  
identifying best practices from, 27  
and long-term benefits, 196–197  
in mission statement, 143
- Critical thinking (core competency), 376–377
- “Critical to quality” (CTQ), 200
- Crosby, Phillip B., 262
- Crossman, Richard Howard Stafford, on lust, 88
- Cross-stream integration, 702
- Crotty, Jim, on training, 393–394
- CSC, *see* Computer Sciences Corporation
- CSFs, *see* Critical success factors
- CSS3, 698
- CTQ (“critical to quality”), 200
- Cultural shock, 65
- Culture, 281–324  
corporate, *see* Corporate culture  
and corporate values, 284–285  
defined, 317–318  
in emerging markets, 317–319  
and implementation of change, 182–183  
informal, 397  
as M&A integration problem, 659–660  
at Naviair, 174–175  
and project management in emerging markets, 317–324  
and technology use, 417  
types of, 285  
at Wärtsilä, 230–231
- Custom-designed courses, 369
- Customer(s), 734  
advertising best practices to, 49  
in agile methodology, 677–678  
expectations of, 104  
external/internal, 233, 498  
focus on, 257  
knowledge of, 182, 345  
management of, 278–279  
methodologies accepted by, 197  
needs of, during closure, 236

- as references, 31–32
- success defined by, 28
- Customer base, 64
- Customer experience, 451–452
- Customer-focused project offices, 287–288
- Customer group POs, 474
- Customer Management Solution portfolio, 478
- Customer-related benefits, 730, 731
- Customer-related projects, 640
- Customer relations, 282, 329–330
- Customer requirements:
  - changes to, 65
  - in Golden Rules for Project Management, 250
- Customer Requirements Document, 241
- Customer satisfaction, 64–65, 143, 716
  - and internal controls, 60
  - and PMO, 231
  - problems with, 64–65
  - in Six Sigma, 498
  - and success, 27–28
- Customer satisfaction management, 64, 224
- Customer service, 269
  
- DA (Disciplined agile), 690
- Daily Scrum, 695
- Dashboards, 35–39
  - in agile methodology, 711–712
  - crisis, 403–405
  - financial health, 38
  - and governance, 337
  - scorecards vs., 36
  - types of, 37
  - at WWF, 537
- Data analysis phase (ROI), 437–441
- Data-collection phase (ROI), 434–437
- Data oriented culture, 286
- Dates, contractual, 206. *See also* Scheduling
  
- David Cleland Award, 392
- Davis, David, on canceling projects, 351
- Debriefing sessions, 156
- Decentralized decision making, 344
- Decision making:
  - about best practices, 57
  - as core competency, 383–384
  - in crises, 404–405
  - decentralized, 344
  - preacquisition, 657–662
  - project governance and speed of, 154
  - by project managers, 110
  - sponsor support in, 330
- Dedication, in emerging markets, 321
- Defense industry:
  - in 1950s and 1960s, 4
  - customer-focused project offices of, 287–288
  - new product development in, 105
  - project management training for contractors, 385–389
- Defensive projects, 521
- Definition of done (DoD), 680, 685, 687, 689, 701–702
- Delayed investment, in PM improvements, 229
- Deliverables, 716
  - open-ended, 94
  - well-defined, 242
- Delivery channels, 315
- Delivery (D) Phase, 728, 732
- Deloitte, 573–594
  - agile methodology at, 703–709
  - change management at, 591–593
  - Enterprise Value Delivery at, 585–587
  - Enterprise Value Map™ of, 575–577
  - EPM framework at, 574, 575
  - leadership and governance at, 590–591
- People Dimension of Transformation framework, 591
- portfolio management at, 577–582
- program management at, 582–583
- project management method of, 583–584
- project teams at, 587
- project variance at, 583–584
- Deloitte Investment Framework, 579
- Deming, W. Edwards, 100–101, 262–263
- Denryoku Work Breakdown Structure (D-WBS), 119, 120
- Departmental Portfolio Management Office (DPMO), 474
- Department of Defense (DoD), 4, 6. *See also* Defense industry
- Department of Energy, 345
- Dependencies, 206
- Deploy phase (PLM VDM), 629–630
- de Sade, Marquis, on lust, 88
- Design, of training courses, 369–370
- Design alternatives, 616
- Design Solutions (pseudonym), 331
- Design Thinking (Scrum), 690
- Detailed Schedule, 205–207
- Development, 190
- Development stage (new-product development), 523
- De Vries, Peter, on gluttony, 90
- DEWA (Dubai Electricity & Water Authority), 137
- DFCU Financial, culture of, 299–315
- DIPMF (Dubai International Project Management Forum), 137–138
- Direction, governance and, 337
- Disagreements, 330
- Disciplined agile (DA), 690

- Discretionary zone, 354
- DMAIC model, with TQM, 265
- Doctorate degrees in project management, 367–368
- Documentation:
  - in agile methodology, 677, 678–679, 686
  - amount of, 395–397
  - hidden, 49
  - maintenance of, 95, 101
  - in project selection, 525
  - in Scrum, 699–700
- DoD, *see* Definition of done
- DoD (Department of Defense), 4, 6. *See also* Defense industry
- Dodge Viper sports car, 268
- “Dogs,” 664, 665
- Donohoe, John, on PMO, 477*n*
- Dow, Bill, 392
- Dow Chemical Corporation, 402–403
- Downsizing, 280
- D (Delivery) Phase, 728, 732
- DPMO (Departmental Portfolio Management Office), 474
- Driving forces:
  - for benefits management, 3
  - for best practices, 26
  - for excellence, 103–105, 143, 157
  - and maturity, 10
  - for PM improvement, 229
  - for project management, 9–11, 18
- Dual certification, 364
- Dual sponsorship, 345
- Duarte, D. L., on virtual teams, 416–417
- Dubai, excellence in, 126–142
- Dubai Canal, 134
- Dubai Electricity & Water Authority (DEWA), 137
- Dubai International Project Management Forum (DIPMF), 137–138
- Dubai Metro, 133
- Dubai Tram, 133–134
- Dunham, David, on risk management, 276
- D-WBS (Denryoku Work Breakdown Structure), 119, 120
- Earned Value Management (EVM), 216–217
- Earned Value Management System (EVMS), 386–387, 367412
- Earned Value Measurement System, 711
- Earned-value measurement (EVM) systems:
  - KPIs as critical components of, 39, 41, 43
  - VMMs and EPMs vs., 650–651
- Eckerson, W.:
  - on dashboards and scorecards, 35–36
  - on key performance indicators, 39, 40–41
- EDS, best practices at, 48
- Education, 157. *See also* Learning; Training
  - business, 355–356
  - changes to coursework, 367–368
  - course design for, 369–370
  - fundamentals of, 366–367
  - ROI of, 371
- Effectiveness, 10, 105
- Efficiency, 10, 18, 105
- Einstein, Albert, 686
- Electives (project management degree), 367–368
- Elenbaas, Marv, on protect as brand action, 313–314
- Eli Lilly, competency model of, 373–384
- Elmo, 695
- Emaar Properties, 137
- Emerging markets, 317–324, 587
  - barriers in, 323
  - cultures of, 317–319
  - implementation of project management in, 322
  - recommendations for, 324
  - status and politics in, 319–321
- Emerson, Ralph Waldo:
  - on anger, 82
  - on envy, 79
- Employees:
  - in emerging markets, 321
  - empowerment of, 260
  - inappropriate allocation of, 96
- Empowerment, 103–104
  - as DFCU brand action, 303, 311–312
  - of employees, 260
  - and Golden Rules for Project Management, 250
  - of project managers, 343–344
  - of teams, 100–101, 507
- Enakta, driving forces at, 10
- End-of-phase gate review, 198
- End-of-phase gate review meeting, 68, 228
- End user documentation, 702
- Enemies, true, 74
- Engagement, stakeholder, 333–335
- Engagement project management, 64
- Engineering, concurrent, *see* Concurrent engineering
- Engineering, Procurement & Construction (EPC)
  - contracts, 208, 210, 212, 214
- Engineering and Construction Services Division (Dow Chemical), 402
- Enhancement projects, 640
- Enterprise content management system, 314
- Enterprise PMO (EPMO), 138, 544–545
- Enterprise program management (EPM), 432, 573–594
- Enterprise Project Management (EPM), 61, 220, 633
  - change control process, 65



- client recommendations for, 64–65
- and excellence, 142
- and governance, 336
- methodologies for, 64–65, 191–196, 640
- for nontraditional projects, 640
- VMM and EVM vs., 650–651
- Enterprise Value Delivery (EVD), 585–587, 703–707
- Enterprise Value Delivery (EVD) for Agile Method, 703–709
- Enterprise Value Map™, 575–577
- Environmental Protection Agency, 402
- Envy, in project environment, 79–81
- EPC contracts, *see* Engineering, Procurement & Construction contracts
- Epics, in Scrum, 699
- EPM, *see* Enterprise Project Management
- EPM (enterprise program management), 432, 573–594
- EPM (enterprise project management), 220, 633
- EPMO (enterprise PMO), 138
- Erichsen, Steen Myhre Taschner, 169*n*
- Ericsson, Mikael, 169*n*
- Ericsson Telecom AB:
  - methodologies of, 233–235
  - PROPS model of, 233–235, 257
- Estimate to Complete (ETC), 389
- Etihad Museum, 134–135
- EVD (Enterprise Value Delivery), 585–587, 703–707
- EVMS (Earned Value Management System), 367, 386–387
- EVM systems, *see* Earned-value measurement systems
- Evolutionary years (training), 361
- Excellence, 103–183. *See also* Behavioral excellence
  - actions for, 423–424
  - in agile methodology, 686
  - defining, 29, 114, 186
  - and delay of maturity, 154–157
  - driving forces for, 10, 103–105, 143, 157
  - in global project management, *see* Global project management excellence
  - hexagon of, 255
  - and management support, 126–142
  - managing assumptions about, 148–153
  - and methodologies, 142–143, 186
  - roadblocks to, 114–115
- Excellence applications:
  - of AT&T, 142
  - of Avalon Power and Light (pseudonym), 178–180
  - of Hewlett-Packard, 160–168
  - of Hitachi Ltd., 115–126
  - of Kombs Engineering (pseudonym), 181–182
  - of Motorola, 157–158
  - of Naviair, 169–178
  - of Nokia, 390–393
  - and project governance, 153–154
  - of Pursuit Healthcare Advisors, 144–148
  - recognizing need for, 160–161
  - roadblocks to, 114–115
  - of Roadway Express, 180–181
  - of RTA, 126–142
  - in sponsorship, 331
  - staffing for, 414–416
  - steps for, 142–143
  - and strategic planning, 106–114
  - of Texas Instruments, 158–160
- of Williams Machine Tool Company (pseudonym), 182–183
- of World Wide Fund for Nature International, 149–152
- ExCom (Executive Committee), 358, 359
- Execution phase:
  - at Fluor Corporation, 613–616
  - purpose of, 235
  - at Rockwell Automation, 241–243
  - at Sherwin-Williams, 245
- Executives, 7–9. *See also* Senior management
  - implementation by, 164
  - as initiation and exit champions, 347–351
  - IT governance by, 337–343
  - rewards for, 81
  - strategic planning by, 330
  - training for, 364
  - view of project management, 18–20, 107
- Executive buy-in, 104
- Executive champions, 228. *See also* Champions
- Executive Committee (ExCom), 358, 359
- Executive management
  - acceptance phase, 11, 12
- Executive sponsors, 329, 348. *See also* Sponsors
  - in emerging markets, 318
  - executive champions vs., 228
  - supportive roles of, 422
- Executive sponsorship, 331, 343–344. *See also* Sponsorship
- Executive support, *see* Management support
- Executive understanding, 9
- Exit audits, 479
- Exit champions, 350–351
- Expectations, 94, 148, 531–533, 615
- Expectation management, 228

- Expertise:
- accelerated delivery of, 623–624
  - failure due to too much, 85
  - at Fluor Corporation, 616
  - and PMCP, 427–428
  - in recovery PM, 253
- Exploration stage (new-product development), 523
- Exposure training, 366
- External benchmarking, 25–26
- External customers, 233, 498
- External growth, 653–654.  
*See also* Mergers and acquisitions
- External speakers, 369–370
- External trainers, 369–370
- “eXtreme” Programming (XP), 690
- Facebook, 223
- Face-to-face communications, 399
- Facilitation, 413
- Failing projects, methodologies for, 251–254
- Failure:
- accountability for, 92
  - of best practices, 52–53
  - criteria for, 507
  - due to collective belief, 83–84
  - due to hidden agenda, 83
  - due to inflicting misfortune, 81
  - due to information filtering, 83
  - due to lust for power, 89
  - due to too much expertise, 85
  - due to union standard, 88
  - due to unjust anger, 82–83
  - due to wrong sponsor, 85
  - in emerging markets, 322
  - of governance, 337
  - of greed for bonuses, 86–87
  - of key performance indicators, 40–41
  - of laziness, 87–88
  - learning best practices from, 27
  - of methodologies, 192
  - of power, 86
  - of project management integration, 658
  - relationship, 81
  - reorganizational, 80
  - restructuring after, 668–669
  - reward, 80–81
  - of risk management, 276–277
  - and Seven Deadly Sins, 78–91
  - in Six Sigma, 494
  - and sponsorship, 343–344
  - of strategic plans, 106–107
  - tests for, 507
  - of too many resources, 86
- Failure Modes and Effects Analysis (FMEA), 266, 267
- Fallacies delaying project management maturity, 154–157
- False perceptions, project failure and, 344
- Feasibility study phase, 524–525
- and expectations, 531–533
  - purpose of, 235
  - at Rockwell Automation, 239–241
- Features, in Scrum, 699
- Federal Express, 660
- Federal Reserve Bank of Cleveland, 410
- FEED, *see* Front-End Engineering Design
- Feedback, in agile methodology, 696
- Feigenbaum, Norman, 263
- Femininity, 417
- Fence-sitters, 74
- Fenzi, Mauro, 609
- FFE (fuzzy front end), 349
- FiatChrysler Motors, 268
- Fiat Group, 19
- Fibonacci sequence, 694
- Financial benefits, 730, 731
- Financial health dashboards, 38
- Financial projects, 640
- Financial review, 507
- Financial risks, 268, 279
- Financing, 66–67
- Firefighting, maturity and, 178
- Fishbone diagrams, 266
- Five Artifacts of Scrum, 697–703
- Fixed-price contracts, 678
- Flexibility, 197, 252
- Fluor Corporation, 611–624
- communication at, 617–618, 620–621
  - design alternatives at, 616
  - execution at, 613–616
  - expertise at, 616
  - future directions at, 621–624
  - KM Pioneers at, 618
  - knowledge communities at, 612–616
  - knowledge management at, 611–624
  - Knowledge OnLine™, 612
  - knowledge sharing at, 618–620
  - leadership at, 617–618, 621
- Flying Tiger, 660
- FMEA (Failure Modes and Effects Analysis), 266, 267
- Foes, on political projects, 74
- Force, 413
- Ford Motor Company, 369
- Forensic team meetings, 401
- Forms, 155, 396, 506
- Formality, 395–398
- Formal project management, 395–398
- Forman, Mark, on portfolio management, 533
- Foster Defense Group (pseudonym), 414
- Foundation, 160
- Fragmented cultures, 285
- Frameworks, 153. *See also* Models
- for collaboration, 294
  - Deloitte’s EPM framework, 574, 575
  - Deloitte’s Investment Framework, 579
  - enterprise program management, 573–594

- Global Program, 535–536
- IBM's Career Framework, 550–551
- Microsoft Solutions Framework, 531–572
- Project Delivery, 490
- release management, 186
- value performance, 634–636
- Franch, Laura, on WWPMM at IBM, 543
- Franklin, Benjamin:
  - on anger, 82
  - on avarice, 85
  - on sloth, 8791
- Franklin Engineering (pseudonym), 331
- Fregnan, Ezio, 610
- Friends, on political projects, 74
- Front-End Engineering Design (FEED), 208, 210, 212, 214
- Functional managers, 5, 329
- Functional POs, 473
- Funding, competition for, 74
- Future benefits, 730, 731
- Future-related projects, 640
- Future Value Management™, 719
- Fuzzy front end (FFE), 349
  
- Gap analysis, 112, 719
- Gap closure, 112
- Gate review:
  - end-of-phase, 68, 198, 228
  - stage-, 242
- Gate reviews, 200
- Gateway, 231–232
- GEA, 289–295
- GEA Project Management Manual, stages in, 291–295
- Gellerman, Bill, 637
- General Electric (GE), 500, 731
- General Motors (GM), 232–233
- General Motors Powertrain Group:
  - four-phase model of, 257
  - methodology of, 232–233
  - sponsorship by committee in, 328–329
  - technical expertise of program managers in, 412
- General Project Manager Accreditation, 488–489
- Geographically dispersed governance, 336
- GE Plastics, 411
- Ghisolfi, Alexandre Sørensen, 251–254
- Githens, Gregory, on risk management, 277–278
- Gladwell, Malcolm, 623
- Global Excellence Leaders, 615
- Global PMOs, at Hewlett-Packard, 475–476
- Global Program Framework (GPF), 535–536
- Global projects, 158, 400
- Global project management excellence, 539–631
  - at Comau, 594–611
  - at Deloitte, 573–594
  - at Fluor Corporation, 611–624
  - at IBM, 540–548
  - knowledge communities for, 612–613
  - at Microsoft, 531–572
  - at Siemens PLM Software, 624–631
- Gluttony, in project environment, 90–91
- GM (General Motors), 232–233
- GM Powertrain Group, *see* General Motors Powertrain Group
- Goals:
  - alignment of, 507
  - as DFCU brand action, 302
  - fallacy about, 155
  - in Microsoft Solutions Framework, 565–566
  - in planning stage, 235
  - of Six Sigma, 499
- Golden Rules for Project Management, 248–250
- Goleman, Daniel, 102
- Go-live project management, 732, 733
- Good intentions, 60
- Google, 221, 223
- Governance, 153–154
  - at Deloitte, 590–591
  - by executives, 337–343
  - at Fluor Corporation, 614
  - and management support, 335–343
  - and Microsoft Solutions Framework, 561, 568–572
  - with Siemens PLM VDM, 630
  - at Tokio Marine Group, 338–343
- Governance committees, 74, 77, 154
- Government:
  - best practices of, 8
  - and emerging markets, 320, 321
  - failure due to information filtering in, 83
- GPF (Global Program Framework), 535–536
- Gray, Mark, on project health checks, 482–483
- Greed, in project environment, 85–87
- Green traffic lights, 35
- Greer, Rusty, 659*n*
- Gregerson, Steve, on integrated processes, 259
- Griffin, A., on fuzzy front end, 349*n.4*
- Growth, internal vs. external, 653–654
- Growth phase, 11, 12
- “Growth potential” value chains, 665–666
- Guida, Roberto, 594*n*, 610
- Guidelines, evaluating maturity with, 155
- Guinness Book of World Records, 133
  
- Halifax Community Health Systems, 24
- Hamdan Bin Mohamed Award, 139

- Hansler, Jim, on HP project management, 161
- Hard values, measuring, 647
- Harrin, Elizabeth, 392
- Harris Corporation, 385–389
- Health Care Associates (pseudonym), 345–346
- Health care organizations, 260
- Health checks, project, 482–484
- Heavy methodologies, 193–196
- Heavy Vehicle Systems Group, 398
- Heineken, 289–295
- Herbert, George, on gluttony, 90
- Hernia reports, 401
- Hershock, Robert:
  - on failure, 343
  - on leadership, 326, 411
  - on team membership, 415–416
- Hester, Jeff, 611*n*
- Hewlett-Packard (HP):
  - best practices of, 51, 55–57
  - culture of, 316–317
  - excellence at, 160–168
  - key-performance indicators, 31
  - management support at, 333
  - methodology of, 247–248
  - PMOs of, 66, 475–476
  - project success at, 30–31
  - sponsorship at, 333
  - training at, 393–394
- Hewlett-Packard (HP) Services, 162
  - best practices of, 30–31
  - commitment to project management, 162
  - executive view of project management at, 21
  - Global Method, 162
  - processes and methodology, 162
- Hidden agendas, 83
- Hillson, David, 392
- Hiring, 398
- Hitachi Ltd.:
  - Denryoku Work Breakdown Structure of, 119, 120
  - excellence at, 115–126
  - initiatives to strengthen project management capacity at, 115–120
  - Phase-Gate Management at, 118
  - “Hit the launch date” decision rule, 277–278
- Hornwall, Jan, on global project methodology, 624*n*
- “How to Achieve Maturity in Project Management” (Dave Kandt), 263–264
- HP, *see* Hewlett-Packard
- HP Global Method, 21, 162
- HP Services, *see* Hewlett-Packard Services
- HRD (human resources development), 431
- HTML5, 698
- Hubbard, D. W., on measurement and KPIs, 41–42
- Hubbard, Douglas W., 718*n.2*
- Hultman, Ken, 637
- Human behavior, 252–253, 415
- Human resources development (HRD), 431
- Human resource management, 194, 655
- Huxley, Elizabeth, on sloth, 87
- Hybrid organizations, 10
- Hydra sessions, 483–484
- Hynes, Martin D., 373
- IBM:
  - executive view of project management at, 19
  - global project management excellence at, 540–548
  - methodologies of, 223
  - professional development at, 548–552
- IBM System and Technology Group, 20
- “Idea bank,” 505
- Idea Generation (IG) Phase, 725
- ILL (International Institute for Learning), 360–364
- Impact, measuring, 536
- Impediments, in agile methodology, 712
- Implementation, 190
- ASAP Methodology for, 202–205
- of best practices, 52
- blunders with, 229–230
- costs vs. benefits of, 13
- and culture, 182–183
- in emerging markets, 322
- as goal, 154–155
- at Hitachi Ltd., 120
- of methodologies, 227–228
- overcoming barriers to, 230
- at Roadway Express, 180
- role of executives in, 164
- small vs. large projects for, 156–157
- spearheading of, 154–155
- of strategic plans, 114
- Improvement, driving forces for, 229. *See also* Continuous improvement
- Inaba, Yuichi “Rich,” 338–343
- Incentives, 418–420. *See also* Rewards
- Incident Management, 56, 57
- Inclusive Value Measurement™, 719
- Increments, in Scrum, 698–699
- Increment-Specific DoD, 701
- Individual best practices, 46–47
- Individualism, 417
- Indra:
  - best practices of, 25, 47, 50
  - closing projects at, 236–238
  - culture of, 295–299, 383–384
  - driving forces at, 10
  - integrated management processes of, 272–276
  - management support at, 346–347
  - methodology of, 226–228, 236–238

- PMO at, 445
- portfolio management at, 519
- project and program success at, 29, 33
- project management at, 373
- stakeholder involvement at, 44
- Industry specific best practices, 46–47
- Inefficiencies, in emerging markets, 321
- Influence, 77
- Informality, 395–398
- Informal project management, 5, 395–407
  - at Boeing, 407
  - and color-coded status reporting, 403
  - communication in, 399–401
  - cooperation in, 401–402
  - and crisis dashboards, 403–405
  - formal project management vs., 395–398
  - at Polk Lighting (pseudonym), 406–407
  - teamwork in, 402–403
  - trust in, 398–399
- Information:
  - access to, 25
  - filtering of, 83
- Information Services (IS)
  - reengineering team, 189
- Information Technology (IT),
  - governance of, 337–343
- Information Technology Enterprise Management (ITEM), 247, 494
- Information Technology Information Library (ITIL), 247–248, 494
- Information technology (IT)
  - portfolio management, 509–510, 533
- Infrastructure, to support value-added chain, 655
- Initiation champions, 348–350
- Initiation phase, 224
  - at Rockwell Automation, 239, 240
  - at Sherwin-Williams, 244
- Innovation projects, 522–523
- In-process indicators, 34
- Insecurity, of emerging markets executives, 320
- Insourcing, 104
- Intangible benefits, 716
- Intangible benefits of training, 438
- Intangible values, 647
- Integrated management processes, 255–280
  - and change management, 278–279
  - and concurrent engineering, 267–268
  - and empowerment, 279–280
  - evolution of, 257–260
  - and life-cycle costing, 280
  - and reengineering, 280
  - and risk management, 268–279
  - with total quality management, 262–266
  - understanding, 256–257
  - UPPM™ methodologies for, 194–195
- Integrated management processes applications:
  - of Alcatel-Lucent, 490–491
  - of Boeing aircraft, 278–279
  - of Indra, 272–276
  - of Wärtsilä, 271–273
  - of Zurich America Insurance Company, 261–262
- Integrated Multilevel Scheduling, 205–207
- Integrated Project Management (IPM), 668–669
- Integrated project plans, 250
- Integrated Project Schedule, 388
- Integration, cross-stream, 702
- Integration, following mergers and acquisitions, 662–667
- Integrative responsibility, 7
- Intel Corporation, 141
- Intellectual Capital Rating™, 719
- Interactions, and agile methodology, 676
- Internal benefits, 730, 731
- Internal controls, 60
- Internal customers, 233, 498
- Internal equity, 420
- Internal growth, 653
- Internal projects, 640
- Internal training, 369
- International Institute for Learning (IIL), 139, 360–364
- International Project Management Day Symposium, 489
- Internet Explorer, 698
- Investment, in PM improvements, 229
- Investment Council (CDI), 518
- IPM (Integrated Project Management), 668–669
- IPMM methodology, 296, 297
- Iridium LLP, 84
- Iridium Project, 84
- Iron constraints, 675–676
- IS (Information Services)
  - reengineering team, 189
- Ishkawa diagrams, 266
- ISO 9000, 264, 396
- Isolated cultures, 285
- Issue management, 191, 272–276
- Issue Registry, 274–276
- IT (Information Technology),
  - governance of, 337–343
- ITEM, *see* Information Technology Enterprise Management
- Iterations, in agile methodology, 681. *See also* Sprints (Scrum)
- ITIL (Information Technology Information Library), 247–248, 494
- ITIL (IT Infrastructure Library), 55
- IT (information technology)
  - portfolio management, 509–510, 533
- IT Service Desk, 55–56
- ITSM Consultants, 57

- Jackson, Frank:  
 on information as power, 343  
 on leadership, 411  
 on team membership, 416
- Jagodzinski, Kamil, 392
- JCI, *see* Johnson Controls, Inc.
- Job descriptions, 372–373
- Johnson, E. LaVeme, on IIL training, 360–364
- Johnson, Eric Alan:  
 on culture, 286  
 on Six Sigma with TQM, 264–266
- Johnson, Samuel, on avarice, 85
- Johnson Controls, Inc. (JCI):  
 excellence at, 365  
 project management and TQM at, 263–264  
 success at, 263–264  
 TQM culture at, 264
- Joint ventures, 653, 654
- Juran, Joseph M., 262
- Just-in-time training, 366
- Kallas, Siim, on air navigation regulation, 169
- Kämi, Antti, on project management tools, 231
- Kandt, David:  
 on excellence, 365–366  
 on ISO 9000, 264  
 on success at Johnson Controls, 263–264  
 on TQM culture at Johnson Controls, 364–365
- Kapur, Gopal, on critical project vital signs, 516–517
- Keep informed (stakeholder map), 75
- Keep satisfied (stakeholder map), 75
- Keithley, Tara, 611*n*
- Kerzner, Harold, 287*n.2*
- Key benefits, 3
- Key performance indicators (KPIs), 39–43  
 and business drivers, 645–646  
 on dashboards, 39, 404  
 defined, 645, 646  
 effective, 40–41  
 failure of, 40–41  
 identifying best practices from, 27  
 leading indicators vs., 40  
 in mission statement, 143  
 other performance measures vs., 42  
 selecting, 42–43  
 success in terms of, 32–35  
 and training, 437
- Key results indicators (KRIs), 42
- Kidwell, Kerry, on being an expert, 315
- KM Pacesetter award, 618
- KM Pioneers, 618
- Knowledge:  
 anticipatory delivery of, 621–622  
 application of, 436  
 business, 110  
 contextual delivery of, 623  
 proprietary, 49  
 tacit, 622  
 value-based, 634–636
- Knowledge assist, 622
- Knowledge communities, 612–616
- Knowledge management:  
 codification and personalization strategies, 613–614  
 in context of project management, 618–622  
 at Fluor Corporation, 611–624  
 future directions for, 621–624  
 at IBM, 546  
 in support of project execution, 613–616
- Knowledge of business (core competency), 374–375
- Knowledge OnLine™, 612
- Knowledge sharing, 48–49, 137–140, 618–622
- Knowledge transfer, 45, 49, 54
- “Knowvember” celebration, 618
- Kodak, 257
- Kombs Engineering (pseudonym), 181–182
- Konechnik, Thomas J., 373
- KPIs, *see* Key performance indicators
- KRIs (key results indicators), 42
- Kumrowski, Sandra, on driving forces, 10
- Kytonen, Sherry, on PMO at Boeing, 446–447
- Lahr, John, on lust, 88
- Landlords, 662–663
- Landor, Walter Savage, on avarice, 85
- Language, 93
- Large companies, 288–289
- Large Scale Scrum (LeSS), 690
- Law, Vernon, on experience, 94–95
- Laws, in emerging markets, 318, 319
- Laziness, failure of, 87–88
- Leadership, 410, 411  
 and benefits, 717  
 as core competency, 374, 380–384  
 at Deloitte, 590–591  
 and executive sponsorship, 344  
 at Fluor Corporation, 617–618, 621  
 following mergers and acquisitions, 661–662  
 management, 258  
 in portfolio management, 515–519  
 programs for, 257  
 at RTA, 135–137  
 in Scrum, 690  
 situational, 409–412  
 strategic project management, 112  
 of teams, 411  
 and values, 636–639
- Leading indicators, KPIs vs., 40
- Lean (Scrum tools), 690
- Lean Startup (Scrum), 690

- Learning. *See also* Education;  
 Training  
 continuous, 366  
 delivery systems for, 365–366  
 from mistakes, 3  
 responses to, 363–364  
 of training program  
 participants, 435–436
- Learning trends:  
 during evolutionary years, 361  
 during revolutionary years, 363
- LeSS (Large Scale Scrum), 690
- Lessons learned databases,  
 271–272
- Level 1 Plan (Master Schedule),  
 205–207
- Level 1 project management,  
 671–672
- Level 2 Plan (Project Summary  
 Schedule), 205–207
- Level 2 project management, 672
- Level 3 Plan (Detailed Schedule),  
 205–207
- Level 3 project management, 673
- Lewis, C. S., on pride, 84
- Life Cycle, customer, 451–452
- Life Cycle, product, 199–201
- Life-cycle costing, 260, 280
- Life-cycle phases, 8–13, 198,  
 720–721  
 expanding, 224  
 at Indra, 236–238  
 and methodology, 198, 223–224  
 overlapping of, 198  
 and PMOs, 68–69  
 in portfolio analysis, 529–531  
 of ROI model, 432–433  
 and SDLC, 223  
 for Six Sigma assessments, 503
- Life-cycle planning and control  
 model, 4
- Light methodologies, 193
- Line management, 347, 513  
 project management vs.,  
 410–411  
 and project managers, 3–4, 60,  
 330  
 support of, 347
- Line management acceptance  
 phase, 11, 12
- Locally dispersed governance, 336
- Logistics (success pyramid), 160
- Long-term benefits, 196–197
- “Loss-cost,” 117–118
- Low-ranking managers, 343
- LSTK Contracts, 208, 210,  
 212–214
- Lucas, Tom:  
 on view of project management,  
 18–19  
 on vision for Sherwin-  
 Williams, 246–247
- Ludwig, Helmuth, on project  
 management, 20
- Lust, in project environment,  
 88–89
- Lyman, Christine, 659*n*
- McAdams, J., on rewarding  
 project teams, 418
- McQuary, John, 611*n*
- Madsen, Susanne, 392
- Maintenance:  
 of constraints, 91  
 of documentation, 95, 101  
 of projects, 99
- MAKE Awards, 612
- Maltzman, Rich, 488, 489–490
- Manage closely (stakeholder  
 map), 75
- Management:  
 adaptive, 149–150  
 of best practices, 47, 56  
 of change, *see* Change  
 management  
 cost, 105, 194  
 customer satisfaction, 64, 224  
 executive, *see* Management  
 support; Managers; Senior  
 management  
 human resource, 194, 655  
 integrated processes for, *see*  
 Integrated management  
 processes  
 issues, 190
- leadership by, 257  
 over-the-fence, 3–4  
 of political projects, 77–78  
 portfolio, *see* Portfolio  
 management  
 proactive, 98–99, 252–428  
 procurement, 195, 655  
 program, 573–594, 630  
 project, *see* Project  
 management  
 quality, 195. *See also* Total  
 quality management  
 reactive, 425–428  
 relevance of project  
 management staff for, 163  
 risk, *see* Risk management  
 scope, 196, 469–473  
 time, 196  
 walk-the-halls, 326
- Management office, *see* PMO
- Management processes, 260
- Management support, 157,  
 325–351  
 in agile methodology,  
 684–685  
 for best practices, 57  
 and empowerment of project  
 managers, 343–344  
 and executives as champions,  
 347–351  
 and line management, 347  
 for PM excellence, 126–142  
 problems solved by, 104  
 and project governance,  
 335–343  
 and project sponsorship,  
 326–331  
 by top-level management,  
 421–422  
 visible, 181, 325–326
- Management support applications:  
 of AT&T, 282–283  
 of Contractco (pseudonym),  
 345  
 of Health Care Associates  
 (pseudonym), 345–346  
 of Hewlett-Packard, 333  
 of Indra, 346–347

- Management (*Continued*)  
 of Midline Bank (pseudonym), 344–345  
 of Motorola, 347  
 of Tokio Marine Group, 337–343  
 of Zurich America Insurance Company, 333–335
- Managers:  
 functional, 5, 329  
 line, 513  
 low-ranking, 343  
 project, *see* Project managers (PMs)  
 senior, *see* Senior management  
 as sponsors, *see* Executive sponsors  
 training, 354, 367  
 training for non-project, 364  
 trust in, 344  
 visible support by, 181, 325–326
- Managing Challenges Across Cultures-A Multicultural Project Team Toolbox (Comau), 609
- Manello, Carl, on methodologies, 229–230
- Mansbridge, Bob, on integrated processes, 259–260
- Manufacturing industries, 5–6, 9, 500
- Manufacturing Six Sigma, 496
- Many Methods of Learning™, 361
- “Map Days,” and excellence, 141
- Maps days, 69
- Mares, Lee Ann, on DFCU value proposition, 300
- Marketing, with Siemens PLM VDM, 631
- Marketing Requirements Document (MRD), 241
- Marketplace trends, 361–362
- Market risk, 279
- Markgraf, Stephen, on PMO at Boeing, 446–447
- Markham, Stephen:  
 on champions, 348  
 on “valley of death,” 348
- Martyniuk, Daniel, 659*n*  
 on leadership and governance, 590  
 on portfolio management, 578, 579
- Masculinity, 417
- Masharei (program), 139
- Master Schedule, 205–207
- Maturity:  
 at Alcatel-Lucent, 490  
 defined by risk management, 277–278  
 and driving forces, 10  
 fallacies that delay, 154–157  
 of hybrid organizations, 10  
 at IBM, 546  
 levels of project management, 671–673  
 and managing assumptions, 148  
 methodologies created around, 193  
 of non-project driven firms, 10  
 of project managers vs. clients, 163  
 and recovery project management, 252  
 in Scrum, 697  
 speed of, 11  
 for survival, 181  
 and training trends, 364
- Maturity phase, 11, 12
- Maurice, Eric, on project health checks, 482–483
- MCI, 343, 411, 416
- MDE (minimum delightful experience), 699
- Measurement, 41–42. *See also* Metrics
- Medical Mutual (Antares Solutions), methodology of, 731
- Meetings:  
 end-of-phase gate, 68, 228  
 forensic team, 401  
 senior management requirements of, 399
- Mega projects, at RTA, 133–135
- Member’s eye view of knowledge community, 615
- Membership, governance and, 337
- Mergers and acquisitions, 188, 653–669  
 culture management in, 307–310  
 evaluating integration results after, 664–666  
 impact on project management, 654  
 and internal vs. external growth, 653–654  
 landlord-tenant relationship and integration in, 662–663  
 long-term benefits of, 657–658  
 preacquisition decision-making for, 657–662  
 and restructuring after failure, 668–669  
 and value-added chain, 654–657  
 value chain strategies for, 666–667
- Methodologies, 185–254. *See also* specific methodologies  
 acceptance of, 197  
 barriers to, 230  
 characteristics of, 197–198  
 and corporate culture, 197  
 critical components of, 197–199  
 defined, 153  
 development of, 226–228  
 enterprise, 191–196  
 and excellence, 142–143, 187  
 for failing projects, 251–254  
 failure of, 192  
 for global projects, 624–631  
 heavy, 193–196  
 implementation of, 228–230  
 incorporating best practices in, 44



- internally developed, 243
- and life-cycle phases, 198, 223–224
- light, 193
- as M&A integration problem, 658, 659
- in mergers and acquisitions, 662–663
- multiple, 80, 93, 185
- overcoming barriers, 230
- in project management chain, 657
- recognizing need for, 187–191
- risk management processes in, 227–228
- and risk tolerance, 667–668
- Methodology applications:
  - of Airbus Space and Defence, 199–201, 205–207, 248–250
  - of Churchill Downs, Incorporated, 224–226
  - of Deloitte, 585
  - of Ericsson Telecom AB, 233–235
  - of GM Powertrain Group, 232–233
  - of Hewlett-Packard, 247–248
  - of Indra, 227, 236–238, 296, 297
  - of Rockwell Automation, 238–243
  - of SAP, 201–205
  - of Sherwin-Williams, 243–247
  - of Sony Corporation, 216–220
  - standard, benefits of, 196–197
  - of Tecnicas Reunidas, 208–214
  - value measurement, 650–651
  - of Wärtsilä, 230–232
  - of Yanfeng Global Automotive Interior Systems Co. Ltd., 214–216
- Metrics. *See also* specific metrics
  - in agile methodology, 710–714
  - for benefits, 729–730
  - of benefits, 717
  - evolution of, 41
  - identifying, 91–92
  - at Indra, 25
  - lack of, 91
  - for objectives, 143
  - out-of-tolerance, 404
  - pipeline, 398
  - for PMOs, 445
  - project managers' use of, 111
  - project tracking, 732–734
  - and strategic business objectives, 734–736
  - in value management, 720–721, 729–730
  - for value measurement, 646–647
- Metric mania, 710–711
- Metzeler Automotive Profile System, integrated processes of, 259
- Micromanagement, 337, 344
- Microsoft Corporation, 223, 391, 531–572
- Microsoft Solutions Framework (MSF), 531–572
  - best practices in, 563
  - change control process in, 566
  - flexibility of, 561–563
  - goals in, 565–566
  - and governance, 561, 567–572
  - milestones in, 564–565
  - for proactive planning, 572
  - risk management in, 568
  - success criteria in, 568–572
  - team model in, 563–565
  - templates in, 567
- MIDAS library, 299
- Middle managers, 6
- Middleton, C. J., on benefits of project management, 430
- Midline Bank (pseudonym), 344–345
- Midwest Corporation (pseudonym), 288–289
- MidWest Financial Credit Union, 308, 310–311
- Migraines, *see* Problems
- Milestones, 165, 206
  - defined, 235
  - in implementing methodologies, 226
  - incentives at, 419–420
  - in Microsoft Solutions Framework, 564–565
  - in work model, 235
- Milestone reviews, 235
- Millhollan, Chuck:
  - on best practices, 25, 44
  - on methodology, 224, 226
  - on PMO at CDI, 468–469
  - on portfolio management, 518
  - on project success, 28–29
  - on scope definition and change control, 469–473
- Minimum delightful experience (MDE), 699
- Minimum viable product (MVP), 695, 698–699
- Minnesota Power and Light, 416
- Misfortune, inflicting, 85–86
- Misinformation, in emerging markets, 321–322
- Mission statements, 91, 143
- Mistakes, 366
- Models. *See also* Frameworks
  - aggregate planning, 528–529
  - Boston Consulting Group, 664–666
  - competency, 373–384, 489, 507
  - conceptual, 150–151
  - control, 4
  - core competency, 373–384
  - DMAIC, 265
  - Four-Gate/Nine-Step Management, 194–195
  - life-cycle planning and control, 4
  - probabilistic, 267
  - project scoring, 735
  - PROPS, 233–235, 257
  - return on investment, 432–433
  - ROI, 432–441
  - team, 563–565

- Molina, Enrique Sevilla, 346
- Monitoring, of Integrated  
Multilevel Schedules, 207
- Monitor only (stakeholder map),  
75
- Motorola, 731  
best practices theory of, 34  
critical success factors at, 34  
discovery of best practices at, 34  
excellence at, 157–158, 186  
executive view of project  
management at, 21  
failure due to collective belief  
at, 84  
line management support at, 347
- MRD (Marketing Requirements  
Document), 241
- MSF, *see* Microsoft Solutions  
Framework
- Multinational companies, risk  
management for, 270
- Multinational projects:  
excellence in, *see* Global  
project management  
excellence  
with mergers and acquisitions,  
659
- Multiple-boss reporting, 282
- Multiple methodologies, 80, 93,  
185
- Multiple PMOs, 65–66
- Musil, Jan, 201*n*, 356*n*
- Mutchler, Michael, on  
product-focused  
organizations, 232
- MVP (minimum viable product),  
695, 698–699
- NASA, 392
- National Aeronautics and Space  
Administration (NASA), 4, 6
- National City Corporation, 660
- Naviair, excellence at, 169–178
- Neal, Jeffrey Alan:  
on culture, 286  
on Six Sigma with TQM,  
264–266
- Negative politics, 73
- Nelson, Gary, 392
- Network teams, 416
- New product development (NPD),  
105  
as driving force, 10  
and portfolio management,  
522–523  
risk management in, 276–277  
“valley of death” for, 348
- New York University School of  
Continuing and Professional  
Studies (NYU-SCPS), 363
- Nexus, 690
- 9x9 rule, 248
- Nokia (Actel-Lucent), 390–393
- Nokia EDU, 391
- Noncash awards, 420
- Noncooperative cultures, 285, 286
- Non-project driven firms, 10,  
31–32
- Non-project managers, training  
for, 364
- Nontraditional Six Sigma,  
494–497
- Nordea company, portfolio  
management at, 510–515
- Nortel Networks:  
communications at, 50  
executive view of project  
management at, 20  
formal project management at,  
398  
integrated processes of, 259–260  
project success at, 32–33  
risk management at, 277
- North American and Global  
Most Admired Knowledge  
Enterprise (MAKE) Awards,  
612
- “Not invented here” syndrome, 80
- NPD, *see* New product  
development
- NTT DATA Services, 19
- NXP Semiconductor, project  
health checks at, 482–483
- Nyberg, Benny, on business skills,  
356
- NYU-SCPS (New York University  
School of Continuing and  
Professional Studies), 363
- OBE (Open Book Estimate),  
208–214
- Objectives:  
for mergers and acquisitions, 657  
and mission statements, 143  
of PMOs, 472  
in strategic planning, 108  
of training programs, 433–434
- Offensive projects, 520
- Office, project, *see* PMO
- Office of Products and  
Operations, 328
- Offshoring, in agile methodology,  
683–684
- Ohio Bell, 410–411
- OnDemand Process Asset Library  
(OPAL), 544
- On-the-job training, 366
- Oosterveer, Peter, on knowledge  
sharing, 618
- OPAL (OnDemand Process Asset  
Library), 544
- Open Book Estimate (OBE),  
208–214
- Open-door policy, 326
- Open-ended deliverables, 94
- Open-ended questions, 504
- Open Standards for the Practice of  
Conservation (Conservation  
Measures Partnership),  
149*n*.20
- Operational dashboards, 37
- Operational projects, 2–3, 640
- Operational Six Sigma, 497–499
- OPMS (organizational project  
management system), at  
RTA, 132–133
- Orange Switzerland, best  
practices of, 24
- Organization, support by,  
116–117, 422
- Organizational communications,  
93, 617
- Organizational culture, *see*  
Corporate culture

- Organizational hierarchy, in emerging markets, 318
- Organizational maturity, 277
- Organizational milestones, 165
- Organizational politics, *see* Politics, project management
- Organizational project management system (OPMS), at RTA, 132–133
- Organizational waste, 500
- Organization process, use of, 111
- Organizing projects, 190
- Orientation, at Fluor Corporation, 617–618
- O’Sullivan, Martin, on project management, 21
- Our Lady of Lourdes Regional Medical Center, 20
- Outliers* (Malcolm Gladwell), 623
- “Out of bounds” concept, 277
- Out-of-tolerance metrics, 404
- Outputs, 716
- Outsourcing, 68, 104, 243
- Overlapping, 198
- Overload, best practices, 54
- Over-the-fence management, 3–4
- Overworked staff, 163
- Paperwork, 395–397
- Paradigm Pyramid (Comau), 602, 603
- Parallel teams, 416
- Parker, G., on rewarding project teams, 418, 420
- Parmenter, David, on performance measures, 42–43
- Participants, training/selection of, 365–366
- Passive anger, 82
- PdUs (Professional Development Units), 391–392, 447
- Pellerin, Charlie, 392
- Penn, William, on avarice, 86
- People Dimension of Transformation framework (Deloitte), 591, 592
- People fit, 101
- People involvement, 101
- Perceptions, project failure and, 344
- Performance:
  - indicators of, 42. *See also* Key performance indicators
  - value performance framework, 634–636
- Performance audits, 478
- Performance indicators (PIs), 42
- Performance management, at Naviair, 173–175
- Performance measures, 43, 507
- Personality conflicts, 410
- Personalization strategy, 613–614
- PERT, *see* Program evaluation and review technique
- Peters, Lawrence J., on anger, 82
- Peters, Martha:
  - on mergers and acquisitions, 309–310
  - on project initiation process, 305
- Phase-Gate Management, 118, 119
- Phillips, J. J., 431n.3
- PIs (performance indicators), 42
- Pile phenomenon, 95, 101
- Pilot testing, 504
- Pinto, Donatella, 610
- Pipeline metrics, 398
- Pittiglio, Vince, 302, 305
- PjMCoE (Project Management Community of Excellence), 446–447
- Plan–do–check–act cycle, 263
- Planning, 190
  - in agile methodology, 709–710
  - at Deloitte, 587
  - in emerging markets, 323
  - goals during, 235
  - long-term in agile methodology, 695
  - in Microsoft Solutions Framework, 572
  - at Sherwin-Williams, 244–245
  - for Six Sigma, 497
  - sprint, 693
  - understanding assumptions in, 148
- Planning phase (ROI), 433–434
- Plan phase (PLM VDM), 629
- Pliny the Elder, on lust, 89
- PLM (Product Lifecycle Management), 20, 624–631
- PLM VDM (product lifecycle management value delivery methodology), 627–631
- PMs, *see* Project managers
- PMBOK® (Project Management Body of Knowledge) Guide, 216, 222, 290, 543, 719
  - aligning methodologies to, 585
  - and Comau PMO, 595
  - and culture, 297
  - and execution of strategic projects, 108
  - knowledge areas of, 655
  - on stakeholder involvement, 44
- PM Centre of Excellence (PMCOE), 540
- PMCOE (PM Centre of Excellence), 540
- PMCP, *see* Proactive Management Capacity Propensity
- PMCP (Project Management Certification Program), 433–434
- PMCP (Project Management Community of Practice), 137–138
- PMG (Progress Maturity Guide), 546
- PMI®, *see* Project Management Institute
- PMIS, *see* Project management information system
- PMI Standards, 45–46
- PM Newsflash, 50
- PM@Nokia, 390
- PMO (project office, project management office, PO), 444–491, 733, 734
  - activities of, 443–444
  - benefits of, 444–491

- PMO (*Continued*)
- creation of, 65–66, 468–469
  - and customer satisfaction, 231–232
  - and ensuring use of best practices, 51
  - global, 475–476
  - and life-cycle phases, 68–69
  - management of best practices by, 47
  - metrics for, 445
  - multiple, 66
  - PMO of the Year awards, 484–491
  - portfolio management with, 518–519
  - problems with, 66
  - and project audits, 478–481
  - project health checks by, 482–484
  - role of, 364
  - and Six Sigma, 495, 506–508
  - and training, 431–432
  - types of, 474
  - typical projects for, 506–508
  - validation of best practices by, 43–44
- PMO applications:
- of ABB, 445
  - of Boeing, 446–447
  - of Churchill Downs, 468–473
  - of Comau, 66, 595–599
  - of Hewlett-Packard, 66, 475–476
  - of Indra, 296, 298, 445
  - at Pursuit Healthcare Advisors, 145
  - of Sherwin-Williams, 246–247
  - of Star Alliance, 477–478
  - of Wärtsilä, 230–232
  - of Zurich America, 261–262
- PMO of the Year Award, 484–491
- criteria for, 484
  - essay for, 485
  - recipients of, 486–491
- PMP® Certification, *see* Project Management Professional Certification
- PMPnet, 298, 299
- PMP Study Groups, 391, 489
- PMS (Project Management Standards), 399–400
- PMU (Project Management University), 394
- PO, *see* PMO; Product owner (Scrum)
- Policies, checklists vs., 397
- Politics, in emerging markets, 319–321
- Politics, project management, 72–78
- attack vs. retreat strategies, 75–76
  - classifying friends and foes, 74
  - and effective communication, 76
  - and governance committees, 74
  - managing political projects, 77–78
  - political risks, 72
  - and power/influence, 77
  - reasons for playing, 72–73
  - situations for, 73
- Political risks, 72
- Polk Lighting (pseudonym), 406–407
- Portfolio analysis, 529–531
- Portfolio management, 92, 509–537
- identification of projects in, 520–521
  - for IT projects, 509–510
  - meeting expectations in, 531–533
  - at Nordea Company, 510–515
  - PMO in, 518–519
  - portfolio analysis in, 529–531
  - preliminary evaluation in, 524–525
  - project selection obstacles in, 520
  - project selection process in, 520, 521
  - senior management in, 515–517
  - stakeholders in, 517
  - strategic selection in, 525–526
  - strategic timing in, 528–529
- Portfolio management
- applications:
    - of AT&T, 519
    - of Churchill Downs, 518
    - of Comau, 599
    - of Deloitte, 577–582
    - of Indra, 519
    - of Rockwell Automation, 533–534
    - of Wärtsilä, 231–232
    - of World Wildlife Fund, 535–536
- Portfolio Project Management Office (PPMO), 722, 725, 726, 731, 733, 734
- Post-Project Evaluation Phase, 3, 224
- Postship acceptance indicators, 34
- Posttraining surveys, 371
- Power, 77, 86, 89
- Power distance, 417
- Powertrain Group, *see* General Motors Powertrain Group
- PPM (Project and Portfolio Management), at Nordea, 511
- PPM Clarity, 514
- PPMO (Portfolio Project Management Office), 722, 725, 726, 731, 733, 734
- PPM (Program and Project Management) Practices, 475
- Pre-Align phase (PLM VDM), 627
- Precontractual stage, 226
- Predictive methodologies, 193
- Preliminary evaluation of projects, 524–525
- Prestudy phase, 235
- Pride, in project environment, 84–85
- Prioritization, 92
- in agile methodology, 694
  - in defining project success, 28
  - in portfolio management, 525–527
  - and strategic planning, 111
- Proactive management, 98–99, 425–428

- Proactive Management Capacity
  - Propensity (PMCP):
    - and amount of work, 427–428
    - benefits of, 426
    - increasing of, 427–428
    - overview of, 425–426
- Proactive risk management, 270–273
- Probabilistic models, 267
- Problems, 59–94. *See also* Ten uglies of projects
  - cash flow dilemma, 66–67
  - crises vs., 406
  - from customer requirements changes, 65
  - customer satisfaction, 64–65
  - enterprise project methodology, 61
  - good intentions becoming, 60
  - with meeting expectations, 531–533
  - outsourcing, 68
  - PMO, 66
  - politics as cause of, 72–78
  - project awards, 69
  - project cancellation, 68–69
  - scope change, 67–68
  - and Seven Deadly Sins, 78–91
  - smaller, 91–94
  - trade-off, 61–64
  - wrong culture placement, 70–71
- “Problem child” value chains, 665
- Procedures, 397
- Process benchmarking, 282
- Process definition, 25
- Process Skills (core competency), 374, 378–380
- Process structuring (core competency), 379–380
- Procurement management, 104, 195, 655
- Product development, 10
- Product development teams, 416
- Production risk, 279
- Production teams, 416
- Productivity, in Scrum, 690
- Product Lifecycle Management (PLM), 20, 624–631
- Product lifecycle management
  - value delivery methodology (PLM VDM), 627–631
- Product owner (PO) (Scrum), 690–691, 693, 695, 696
- Product Realization Process (PRP), 214–216
- Product Requirements Document, 241
- Professional Development Units (PDUs), 391–392, 447
- Professional (PMI) standards, 45–46
- Profit, 68, 500
- Program and Project Management (PPM) Practices, 475
- Program evaluation and review technique (PERT), 367
- Program management:
  - at Deloitte, 582–583
  - with Siemens PLM VDM, 630
- Program Management
  - Development Program, at HP Services, 394
- Program manager, AT&T job
  - description for, 372–373
- Program Roadmap, 162
- Progress Maturity Guide (PMG), 546
- Project(s):
  - cancellation of, 68–69
  - classification of, 131, 520–523
  - global, 158, 400
  - maintenance of, 99
  - managing business as series of, 18–19
  - measurement of, 92
  - operational, 640
  - prioritization of, 92
  - and Six Sigma, 504–508
  - stakeholder involvement in, 44
  - success measurements for, 28–34
  - understanding success for, 30
  - for value-driven project management, 639–641
  - variance in, 583–584
  - vital signs of, 516–517
- “Project and People Management” (Comau), 602
- Project and People Management—An Operational Guide (Comau), 609
- Project and Portfolio Management (PPM), at Nordea, 511
- Project Approval (PA) Phase, 725–727
- Project audits, 478–481
- Project awards, 69
- Project charters, *see* Charters
- Project Collaboration Portals, 31
- Project Delivery Framework, 490
- Project development
  - methodologies, 188–189
- Project-driven firms, 31–32, 371
- Project financing, 66–67
- Project health checks, 482–484
- Project Incubation/Feasibility Phase, 224
- Projectized governance, 336
- Project management, 190–191
  - from 1945 to 1960, 3–5
  - from 1960 to 1985, 5–8
  - advantages of, 7–8
  - artificial intelligence and, 221–223
  - and benefits, 717
  - benefits of, 12–13, 430–431
  - as career path, 356–358
  - and culture, 283
  - development of, 7–8
  - driving forces for, 9–11, 18
  - executive’s view of, 18–20, 107
  - formal, 395–398
  - Golden Rules for, 248–250
  - go-live, 732, 733
  - impact of mergers and acquisitions on, 654
  - implementation of, 8
  - informal, 395–407
  - knowledge management in context of, 618–622
  - levels of, 671–673
  - life-cycle of, 8–13
  - in manufacturing industries, 9
  - misconceptions concerning, 5

- Project management (*Continued*)
- models of, 634–636
  - modern, 353–355
  - necessity for, 11
  - need for, 5–6
  - pockets of, 288–289
  - as a profession, 165, 229, 372–373
  - recovery, 251–254
  - Six Sigma relationship with, 493–494
  - standardization of, 475
  - strategic planning for, 106–114
  - with TQM and concurrent engineering, 257–260
  - training for, 353–355
  - and value management, 720–721
  - values of, 285
- “Project Management at Indra” course, 297, 298
- Project Management Body of Knowledge, *see* PMBOK® Guide
- Project Management Certification Board (IBM), 550
- Project Management Certification Program (PMCP), 433–434
- Project Management Community of Excellence (PjMCoE), 446–447
- Project Management Community of Practice (PMCP), 137–138
- Project Management Development Program, 475
- Project Management Governance Board, 163
- Project management information system (PMIS), 238, 274–276
- Project Management Institute (PMI®), 139, 362, 548, 606
- Project management office, *see* PMO
- Project Management Professional (PMP®) Certification, 296–297, 361, 394, 606
- Project Management Standards (PMS), 399–400
- Project Management University (PMU), 394
- Project managers (PMs):
- accelerated expertise development by, 624
  - anticipatory delivery of knowledge by, 622
  - at AT&T, 282–283, 372
  - business education for, 355–356
  - business knowledge of, 110
  - and connections of project team members, 622
  - contextual delivery of knowledge for, 623
  - dual certification for, 364
  - effective communication by, 77
  - empowerment of, 343–344
  - at Hitachi Ltd., 115, 116–117
  - implementation of strategic plans by, 115
  - at Indra, 296
  - with integrative responsibility, 7
  - job descriptions of, 167–168
  - and line managers, 4, 60
  - maturity of clients vs., 163
  - myths about, 109–111
  - political savvy of, 71
  - power and influence of, 77
  - selection of, 414–416
  - and value management, 725, 726–727
- Project office, *see* PMO
- Project Planning (PP) Phase, 727–728
- Project plans, 242, 250
- Project quality gates (Q-gates), 201–202
- Project Race Track, 225
- Project Retrospectives, 31
- Project scoring model, 735
- Project selection (in portfolio management):
- identification of projects, 520–523
  - obstacles in, 520
  - in portfolio management, 520–527
  - preliminary evaluation, 524–525
  - process for, 520, 521
  - strategic selection, 525–526
- Project selection (in Six Sigma), 504–506
- Project specific best practices, 46–47
- Project sponsorship, *see* Sponsorship
- Project Summary Schedule, 205–207
- Project sustainability, 364
- Project teams:
- at Comau, 595
  - connections beyond, 622
  - debriefing, for best practices, 34
  - at Deloitte, 587–590
  - relevance of, 163
  - rewards for, 418–420
  - virtual, 416–417
- Project Team of the Year Award, 490
- “Project whack-a-mole,” 425
- Promise, as DFCU brand action, 314–315
- Promotions, 81, 398
- Proposal, 190, 250
- Proprietary knowledge, 49
- PROPS model, 233–235, 257
- Protect, as DFCU brand action, 313–314
- ProVantage (Pursuit), 145–146
- Proven practices, *see* Best (proven) practices
- PRP (Product Realization Process), 214–216
- Pryor, Bob, 19
- Publicly held training programs, 369
- Publilius Syrus, on avarice, 85
- Pursuit Healthcare Advisors, 144–148
- Putiri, Angelo, 594*n*
- Q-gates (project quality gates), 201–202
- Qualification process (IBM), 549–552

- Quality, 263
  - defining, 28
  - as DFCU brand action, 303–304, 311–312
  - at IBM, 546
  - project quality gates, 201–202
  - at Pursuit Healthcare Advisors, 147–148
  - at source, 95–96, 101
  - as trade-off, 64
- Quality audits, 479
- Quality Leadership (Kodak), 257
- Quality management, UPPM™
  - methodologies for, 195
- Quality programs, Six Sigma and, 501
- Quantitative methods, 260
- Quantitative subjects, 354
- Quick wins, 253
- Quintilian, Marcus Fabius, on sloth, 87
  
- Rachlin, Sue, on portfolio management, 509–517
- R&D, *see* Research and development
- Reaction, of training program
  - participants, 434, 435–436
- Reactive management, 425–428
- Recertification (qualification process), 550
- Recognition, at Fluor Corporation, 618
- Recovery project management, 251–254
- Red flag issues, 330
- Red traffic lights, 35
- Reengineering, 260, 280
- Registered Education Provider (REP), 393, 606
- Reinforcement model, 419
- Relational databases, 267
- Relationship failure, 81
- Release Management
  - Methodology, 187, 248, 333
- Release phase, at Rockwell Automation, 241
  
- Reliance Electric, 238
- Reorganizational failure, 80
- REP, *see* Registered Education Provider
- REP (Rewarding Employee Plan), 334
- Reports:
  - color-coded, 403
  - hernia, 401
  - senior management requirements of, 399
  - Status, in agile methodology, 685
- Reporting. *See also* Status reporting
  - Multiple-boss reporting, 282
  - at Naviair, 176
- Reporting phase (ROI), 441
- Requirements, in agile methodology, 678–679, 681, 699–701
- Research and development (R&D), 7, 70–71, 331
- Resolution, 412–413
- Resources:
  - availability of, 528–529
  - failure of too many, 86
  - gluttony of, 90
  - greed for, 86–87
  - management at Nordea, 512–515
  - prioritization of, 92
  - as trade-off, 63–64
  - and value management, 726
- Resource and Skills Management System (RSMS), 489, 490
- Resource management, 712, 727
- Respect, as DFCU brand action, 310
- Responsibility:
  - as DFCU brand action, 301, 310
  - of executives, 330
  - in Golden Rules for Project Management, 250
  - integrative, 7
- Responsibility charts, 412
- “Restricted” best practices, 49
- Restructuring, 6, 287–288, 668–669
  
- Results (success pyramid), 160
- Results chains, 150, 153
- Results focus (core competency), 380–381
- Results indicators (RIs), 42
- Resumes, 329
- Retreat strategies, for political projects, 79–80
- Return on investment (ROI):
  - in agile methodology, 681
  - history of modeling, 431–432
  - and studies of project management benefits, 430–431
  - for training, 371, 429–441
- Return on investment (ROI) model, 432–441
  - data analysis phase of, 437–441
  - data-collection phase of, 434–437
  - planning phase of, 433–434
  - reporting phase of, 441
- Revalidating best practices, 48
- Revenge López, Felipe, 208
- Review process, for best practices, 48
- Reviews, in agile methodology, 713
- Revolutionary years (training), 361–363
- Rewards:
  - failures with, 80–81
  - for teams, 418–420
- Rework, 97–98, 101
- RIs (results indicators), 42
- Rigodanzo, Mike:
  - on excellence, 161–162
  - on project management, 21
- Rigor, 97, 101
- Risk:
  - acceptance of, 18–19
  - financial, 268, 279
  - market, 279
  - political, 72
  - production, 279
  - scheduling, 268
  - technical, 279
  - as trade-off, 63

- Risk growth, 60
- Risk management:
  - in aerospace and defense industries, 388
  - at Boeing aircraft, 278–279
  - and Challenger space shuttle disaster, 269
  - and change management, 279
  - in closure phase, 238
  - at Comau, 602–603
  - contemporary, 260
  - as core competency, 377
  - and customer service, 269
  - defining maturity using, 277–278
  - failure of, 276–277
  - in health care organizations, 260
  - and integrated management processes, 268–279
  - and issue management, 272–276
  - in methodology, 227–228
  - in Microsoft Solutions Framework, 568
  - proactive, 270–273
  - in recovery project management, 253
  - UPPM™ methodologies for, 195–196
  - at Wäertsilä, 271–273
- Risk management process (proactive risk management), 272
- Risk/Opportunity Management, 250, 267
- Risk Register tool (Comau), 603
- Risk tolerance, 528–529, 666–667
- Roads & Transport Authority (RTA), excellence at, 126–142
- Roadway Express, excellence at, 180–181
- Rockwell Automation:
  - common product development at, 238–243
  - PMO of the Year Award for, 486–487
  - portfolio management at, 533–534
- ROI, *see* Return on investment
- ROI model, *see* Return on investment model
- Rolling wave concept, 532
- Royer, Isabelle, on exit champions, 350–351
- RSMS (Resource and Skills Management System), 489, 490
- RTA (Roads & Transport Authority), excellence at, 126–142
- Russett, Rose, on excellence at GM Powertrain, 412
- Sadowski, Alex, on training at Harris, 385–389
- Sadowski, Nani, on best practices, 24
- Sadowski-Alvarez, Nani, on project audits, 478–481
- SAFe (Scaled Agile Framework), 690
- Samarotto, Claudio, 594*n*
- Sanctioning direction (success pyramid), 160
- Sanford, Linda S., on project management, 19
- SAP:
  - methodology of, 201–205
  - project management career path at, 356–358
  - project quality gates at, 201–202
  - training at, 356–358
- Sarbanes-Oxley Law, 479
- Satisfaction, 434, 435, 498. *See also* Customer satisfaction
- SBUs (strategic business units), 61
- Scaled Agile Framework (SAFe), 690
- Schedule Performance Index (SPI), 389
- Scheduling, 101
- ineffective, 98
- Integrated Multilevel, 205–207
- at Naviair, 173
- as triple constraint, 63
- Scheduling risks, 268
- Schornhorst, Eric, on brand action, 301, 305–307
- Scientific/Technical Expertise (core competency), 374
- Scope changes:
  - in agile methodology, 712
  - at Churchill Downs, Incorporated, 469–473
  - managing, 278–279
  - in portfolio management, 533
  - problems with, 67–68
  - in Scrum, 691
- Scope management:
  - at Churchill Downs, 469–473
  - at Deloitte, 587
  - at Indra, 236
  - as triple constraint, 62
  - UPPM™ methodologies for, 196
- Scope of work (SOW):
  - defining, 206
  - and key performance indicators, 32, 34
  - language of, 93
- Scorecards, 36
- Screening stage (new-product development), 523
- Scrum, 687–703
- daily, 695
- defined, 687–688
- Five Artifacts of, 697–703
- four events in, 692
- and levels of project management maturity, 671–673
- roles in, 688–692
- Scrum ceremonies, 693
- Scrum master, 690, 693, 696
- Scrum-of-Scrums (SoS), 690
- Scrum teams, 689, 692
- SDLC (systems development life-cycle), 223–224



- SDM (software development methodology), 93
- Sears, Scott, on PMO at Boeing, 446–447
- SEI (Software Engineering Institute), 544
- Self-confidence training, 367
- Self-managed work teams, 260, 280
- Seneca, on anger, 82
- Senior management, 421–422.  
*See also* Executives  
meeting expectations of, 531–533  
performance measure support from, 43  
portfolio management role of, 515–517  
reports and meetings required by, 399  
visible support of, 181, 325–326  
vision of, 142
- Servant leader, in Scrum, 690
- Service management teams, 416
- Sesame Street, 695
- Seven Deadly Sins, 78–91  
anger (wrath), 82–84  
envy, 79–81  
gluttony, 90–91  
greed (avarice), 85–87  
lust, 88–89  
pride, 84–85  
sloth, 87–88
- Seven virtues, 91
- Sevilla Molina, Enrique:  
on best practices, 25, 44, 47, 50  
on critical success factors, 33  
on culture, 383–384  
on driving forces at Indra, 10  
on importance of PMO, 445  
on key performance indicators, 33  
on methodology, 226–228  
on portfolio management, 519  
on project and program success, 29  
on project management as a profession, 373
- Sharing Knowledge platform, 298–299
- Sherwin-Williams:  
best practices of, 245–246  
methodologies of, 243–247  
project management at, 18–19  
vision of, 245–246
- Shibuya, Hiroyuki, 337–343
- Shobe, Mark, on DFCU culture, 304, 305, 307, 308
- Short-range attack missile (SRAM), 407
- Short-term benefits, 196
- Siemens Industry Automation Division, 624–625
- Siemens PLM Software:  
executive view of project management at, 20  
methodology of, 624–631
- Sinco Energy (pseudonym), 346
- Single-source procurement, 104
- Siri, 221
- Situational leadership, 409–412
- Six Sigma, 493–508, 690  
assessments for, 502–504  
best practices of, 495  
and Convex Corporation, 505–506  
goals of, 499  
myths of, 500–501  
PMO for, 494–497, 506–508  
project management relationship with, 493–508  
project selection for, 504–506  
strategic planning for, 497  
and TQM, 264–266  
traditional vs. nontraditional, 494–497  
typical projects for, 506–508
- Sloth, in project environment, 87–88
- Small projects, PLM VDM for, 630
- SMEs (subject matter experts), 616
- SME Protégé Program (Fluor Corporation), 616
- Snyder, N. Tennant, on virtual teams, 416–417
- SOAR (solution and opportunity approval and review) process, 162
- Socialized project management, 220
- Social obligations, in emerging markets, 320
- Soft benefits, 1
- Soft skills, 368
- Soft values, 647
- Software, 681  
and agile methodology, 677  
in agile methodology, 685  
development, 703  
fallacies about, 155, 156
- Software development methodology (SDM), 93
- Software Engineering Institute (SEI), 544
- Solution and opportunity approval and review (SOAR) process, 162
- Solution providers, 65
- Somermeyer, S., on fuzzy front end, 349*n.4*
- Sony Corporation, 216–220
- Sophistication, in emerging markets, 323
- SoS (Scrum-of-Scrums), 690
- Source, quality at, 95–96, 101
- SOW (scope of work), *see* Scope of work
- SOW (statement of work), *see* Statement of work
- Space shuttle disaster, 269
- Speakers, 369–370
- SPI (Schedule Performance Index), 389
- Spira, Jim, on benefits of project management, 13
- Sponsor Awareness Workshop, 359
- Sponsors. *See also* Executive sponsors  
champions as, 350  
conflict resolution responsibilities of, 414  
in emerging markets, 318  
final acceptance by, 470  
role of, 328–329

- Sponsorship, 101, 326–331  
 in agile methodology, 696  
 by committee, 328–329, 645  
 and customer relations, 329–330  
 and decision-making, 330  
 and decision making by project managers, 110  
 dual, 345  
 excellence in, 331  
 executive, 333, 343–344  
 lacking in, 96  
 and management support, 326–331  
 phases of, 328–329  
 and pride, 84–85  
 strategic planning of, 330
- Sponsorship applications:  
 of Design Solutions (pseudonym), 331  
 of Franklin Engineering (pseudonym), 331  
 of Hewlett-Packard, 333  
 of Naviair, 176
- Spradley, Sue, on project management, 20
- Sprint, 257
- Sprints (Scrum), 692–694, 696.  
*See also* Iterations
- SRAM (short-range attack missile), 407
- SRD (Systems Requirements Document), 386
- SSTs (strategy support teams), 112–113
- Staffing, 414–416
- Stage-gate reviews, 242
- Stakeholders, 708, 709  
 decision-making processes of, 154  
 and portfolio management, 517  
 project involvement of, 44  
 in value-driven project management, 644  
 “value drivers” for, 576–577
- Stakeholder engagement, 333–335
- Stakeholder mapping, 75
- Standards for Conservation Project and Programme Management (WWF International), 149
- Standard methodologies, 196–197
- Star Alliance, 477–478
- Star Alliance Common IT Platform, 478
- “Star” value chains, 665
- Statement of work (SOW):  
 in aerospace and defense industries, 386  
 for nontraditional projects, 640  
 and politics in project management, 73
- Statistical tools, for Six Sigma, 501
- Status, in emerging markets, 319–321
- Status reporting, 191, 506  
 in agile methodology, 685  
 color-coded, 403  
 length of, 401  
 and strategic planning, 108
- Steady state, in agile contracts, 678
- Stewardship, 615
- Stibora, Matt, 238*n*, 533*n*
- Stories, in Scrum, 699–701
- Story points, in agile methodology, 678, 694
- Stouffer, Debra, on portfolio management, 509–517
- Strategic benefits, 730, 731
- Strategic business objectives, alignment of metrics to, 734–736
- Strategic business units (SBUs), 61
- Strategic dashboards, 37, 40
- Strategic leadership, 112–113
- Strategic plans, 106–107, 115
- Strategic planning, 106–114, 330  
 benefits of project management for, 108–109, 111–112  
 and executive view of project management, 107  
 failure of strategic plans, 106–107  
 and implementation by project manager, 115  
 myths about, 109–111  
 project management perspective on, 107–108  
 strategic project management leadership, 112–113  
 and training trends, 364
- Strategic Planning for Project Management Using a Project Management Maturity Model, 2e (Harold Kerzner), 594, 611
- Strategic POs, 474
- Strategic project management leadership, 112–113
- Strategic selection of projects, 525–526
- Strategic support (core competency), 384
- Strategic timing, in portfolio management, 528–529
- Strategy support teams (SSTs), 112–113
- Subcontracting, 182, 396
- Subject matter experts (SMEs), 616
- Success:  
 accountability for, 92  
 behavioral, 422–423  
 criteria for, 507  
 CSFs and KPIs in defining, 31–35  
 defining, 28–34, 633, 634. *See also* Best practices  
 fallacy about, 156–157  
 four cornerstones of, 640, 643  
 and gluttony of resources, 90  
 identifying best practices from, 27  
 internal measurements of, 143  
 measuring, 29, 143  
 Microsoft® Operations Framework criteria for, 568–572  
 in non-project driven firms, 31–32  
 problem with, 93

- in project-driven firms, 31–32
  - redefining, 718–720
  - value component of, 633, 634
- Success pyramid, 158–160
- Suitability criteria, 526
- Suppliers, as solution providers, 65
- Support, *see* Management support
- Supporters, true, 74
- Surveys, posttraining, 371
- Survival, 10, 181
- Systems development life-cycle (SDLC), 223–224
- Systems Requirements Document (SRD), 386
  
- Tacit knowledge, 622
- Tacitus, Publius Cornelius, on envy, 79
- Tactical dashboards, 37
- Tangible values, measuring, 647
- Tarantini, Riccardo, on project management, 19
- Tasks, in Scrum, 699
- Taylor, Peter, 392
- Team(s):
  - action, 416
  - in agile methodology, 680, 683–684, 687
  - composition of, 426
  - core, 347
  - defined, 418
  - leadership of, 411
  - membership into, 415–416
  - multicultural, 175
  - network, 416
  - performance measures for, 507
  - for product development, 416
  - production, 416
  - project, *see* Project teams
  - rewards for, 418–420
  - Scrum, 689, 692
  - service management, 416
  - for service management, 416
  - size of, 501
  - strategy support, 112
  - virtual project, 416–417
  - work, 260, 280, 416
- Team building, 116, 381–382
- Team empowerment, 100–101, 507
- Team meetings, 401
- Team members (Scrum), 689–690
- Team model, in Microsoft Solutions Framework, 563–565
- Team players, 415–416
- Team success (success pyramid), 160
- Team velocity, 694–695
- Teamwork, 258
  - characteristics of, 402–403
  - as DFCU brand action, 302–303, 305–307
  - in informal project management, 402–403
  - success pyramid for, 158–160
- Technical expertise, in recovery PM, 253
- Technical risk, 279
- Technical risk management, 270
- Technology:
  - cultural factors with, 417
  - supporting global project management, 621
  - supporting value-added chain, 655
- Technology Services Industry Association (TSIA), 204
- Tecnicas Reunidas, methodology of, 208–214
- Templates:
  - for benefit realization, 723
  - for best practices, 44, 48, 49
  - evaluating maturity with, 155
  - in Microsoft Solutions Framework, 567
  - in Six Sigma, 507
- Tenants, 662–663
- Ten uglies of projects, 94–102
  - dates are just numbers (10), 98
  - lack of community plan (8), 97
  - lack of maintained documentation (1), 95
  - lack of right people (5), 96
  - lack of rigor (7), 97
  - lack of sponsorship (6), 96
  - and maintenance of projects, 99
  - no plan for rework (9), 97
  - no quality at source (3), 95
  - pile phenomenon (2), 95
  - and proactive management, 98–99
  - remedies for, 98–100
  - and team empowerment, 100–101
  - wrong people on job (4), 96
- Testing, in Scrum, 701
- Testing stage (new-product development), 523
- Test phase (PLM VDM), 629
- Texas Instruments (TI), excellence at, 158–160
- Thiokol Corporation, 407
- Third-party administrators (TPAs), 269
- 3M, 326, 343, 411, 415
- thyssenkrupp North America, 358–360
- TI (Texas Instruments), 158–160
- Time and material contract, 678
- Time management, UPPM™ methodologies for, 196
- Timing, strategic, 528–529
- Tokio Marine Group, management support at, 337–343
- Tolerance, 410
- Tollgates, 234
- Tools:
  - for methodology support of PM, 586
  - PM, 220
  - for Six Sigma assessments, 501, 503–504
- Top-level management, *see* Senior management
- Total quality management (TQM), 257
  - and concurrent engineering, 257–260
  - integrated management processes with, 262–266
  - at Johnson Controls, 263–264

- Total quality (*Continued*)
  - and Six Sigma, 498
  - Six Sigma tools with, 264–266
  - Sprint process for, 257
- TPAs (third-party administrators), 269
- TQM, *see* Total quality management
- Tradeoffs:
  - in traditional vs. nontraditional projects, 641, 643
  - in value-driven projects, 650–651
- Traditional Six Sigma, 494–497
- Traffic light dashboards, 35, 52–53
- Trainers, 369–370
- Training, 353–394. *See also* Education; Learning
  - amount needed, 371
  - benefits of, 364–365
  - business skills in, 355–356
  - competency models for, 373–384
  - course design for, 369–370
  - in emerging markets, 322–323
  - fundamentals of, 366–367
  - identifying need for, 364–365
  - internal, 369
  - for modern project management, 353–355
  - need for, 157
  - in project-driven firms, 371
  - and project management as a profession, 372–373
  - and Project Management Capacity Propensity, 427–428
  - publicly held, 36
  - ROI of, 371, 390–393, 429–441
  - selecting participants for, 365–366
  - with Siemens PLM VDM, 631
  - in Six Sigma, 501
- Training applications:
  - of ABB, 355–356
  - of Churchill Downs, 468
  - at Comau, 607–610
  - of Ford Motor Co., 369
  - of Harris Corporation, 385–389
  - of Hewlett-Packard, 393–394
  - of Hitachi Ltd., 115–116
  - of IBM, 547–548
  - of Indra, 297–298
  - of International Institute for Learning, 360–364
  - of Nokia, 390–393
  - of SAP, 356–357
  - of thyssenkrupp North America, 358–360
- Training directors, 354
- Training managers, 354, 367
- Transactional Six Sigma, 497–499
- Transitional checklists, 507
- Transparency, in Scrum, 688, 691
- Trends:
  - during evolutionary years, 361
  - learning, 361, 363–364
  - and learning responses, 363–364
  - marketplace, 361–362
  - during revolutionary years, 361–363
- Trickey, David, 610
- Triompo, Jim, on PMOs, 445
- Triple constraint, 27, 641–642
- True enemies, 74
- True supporters, 74
- True unknowns, 74
- Trust, 160
  - and customers at end-of-phase review meetings, 228
  - in informal project management system, 398–399
  - of managers, 344
- TSIA (Technology Services Industry Association), 204
- Turner, Mike, on Microsoft Solutions Framework, 561, 563–564, 566
- UAE, 134–135
- Uglies, *see* Ten uglies of projects
- UGS, 627
- UI (user interface), 689
- Uncertainty, 271–273, 417
- Understaffing, 68
- Unemployment, in emerging markets, 321
- Unified Project Management® Methodology (UPMM™), 193–196, 362
- Union employees, evaluating, 287
- Union standard, 88
- U.S. Air Force, 407
- Unit testing, in Scrum, 701
- University of Southern California's Marshall School of Business, 363
- Unjust anger, failure due to, 82–83
- Unknowns, true, 74
- UPMM™ (Unified Project Management® Methodology), 193–196, 362
- Upper-level managers, 6
- User interface (UI), 689
- User stories, in Scrum, 699
- User-Story-Specific DoD, 701
- VAC (Variance at Completion), 389
- Vaill, Peter B., on Six Sigma, 501
- Validating best practices, 43–45, 48
- “Valley of death,” 348–349
- Value(s):
  - capture, quantification, and reporting of, 641–651
  - converting benefits to, 732
  - and culture, 284–285
  - defined, 633, 645, 654
  - in defining project success, 28
  - and leadership, 636–639
  - measuring, 647–650
  - in project management, 284–285. *See also* Value-driven project management and Scrum, 689

- in Scrum, 691
- and success, 30–31, 633, 634
- Value added, rewards for, 420
- Value-added chain, 654–657.
  - See also* Mergers and acquisitions
- Value Analysis (VA) Phase, 728
- Value-based knowledge, evolution of, 634–636
- Value chain analysis, 655
- Value chain strategies, 666–668
- Value-driven project management, 633–651
  - capture, quantification, and reporting of value in, 641–651
  - committee sponsorship in, 645
  - and evolution of value-based knowledge, 634–636
  - leadership style in, 636–639
  - stakeholders in, 644
  - and types of projects, 639–641
  - value trade-offs in, 650–651
- “Value drivers,” for stakeholders, 576–577
- Value management, 718, 721, 723–737
  - in agile methodology, 712–713
  - and business case, 722–723
  - categories of, 729–731
  - and life-cycle phases, 724–725
  - and project management, 720–721
  - redefining, 718–720
  - and time, 723–724
- Value measurement methodology (VMM), 650–651, 719
- Value performance framework (VPF), 634–636
- Value proposition, 300
- Value trade-offs, in value-driven project management, 650–651
- Vannoni, Brian, 411
- Vargas, Ricardo, 392
- Variable scope, in Scrum, 691
- Variance, 583–584
- Variance at Completion (VAC), 389
- Vasciminno, Paolo, 594*n*
- Vázquez Díaz, Alfredo, 236*n*, 272*n*
- Velocity, in Scrum, 694–695
- Viper sports car, 268
- Virtual Projects, 31
- Virtual project teams, 416–417
- Visible management support, 181, 325–326
- Vision, of senior management, 142
- Visioning, in agile contracts, 678
- Vital signs, of critical projects, 516–517
- VMM (value measurement methodology), 650–651
- VoC (Voice of customer), 691
- Voice, as DFCU brand action, 304–305, 314
- Voice of customer (VoC), 691
- Voltaire, on pride, 84
- VPF (value performance framework), 634–636
- Wage and Salary Administration Program, 69, 660–661
- Walk-the-halls management, 326
- Wärtsilä:
  - benefits management at, 2–3
  - integrated management processes of, 271–273
  - methodology of, 230–232
  - risk management at, 270–273
- Waterfall methodology:
  - agile methodology vs., 708–710
  - delayed start due to, 674
  - and Scrum teams, 689
  - and short iterations, 682
- WBS, *see* Work breakdown structure
- Weiss, Brian, 392
- Weiss, Jeff, on project management, 13
- Weiss, Zev, on project management, 13
- Welch, Jack, on Six Sigma, 500
- Westfield Group, 731
- “Whack-a-mole,” 425
- Wibelius, Michael, 169*n*
- Wickham, Mike, on excellence at Roadway, 180–181
- Williams Machine Tool Company (pseudonym), 182–183
- Willis, Kerry R.:
  - on proactive management, 425–428
  - on Ten Ugliers, 94*n*
- Withdrawal, 414
- Wojala, Karen, 238*n*, 533*n*
- Work breakdown structure (WBS), 704, 705
  - in aerospace and defense industries, 386–387
  - at Churchill Downs, Incorporated, 471
  - as critical methodology component, 198–199
  - Denryoku, 119, 120
  - at SAP, 203
  - for strategic planning, 108
- Work ethic, in emerging markets, 323
- Work kickoff, in agile contracts, 678
- Work teams, 260, 280, 416
- World-class project management methodologies, *see* Methodologies
- World Wide Fund for Nature (WWF) International:
  - excellence at, 149–152
  - portfolio management at, 535–536
- Wrath, in project environment, 82–84
- WWF International, *see* World Wide Fund for Nature International
- WWPMM (Worldwide Project Management Method), 543–546

- XP (eXtreme Programming), 690
- Yellow flag issues, 330
- Yellow traffic lights, 35
- Zielinski, D., on rewarding project teams, 418
- Zurich America Insurance Company:  
integrated processes of, 261–262  
management support at, 333–335
- Yanfeng Global Automotive Interior Systems Co. Ltd. (YFAI), 214–216
- (YFAI) Yanfeng Global Automotive Interior Systems Co. Ltd., 214–216
- Zale, Suzanne:  
on best practices, 51  
on communications, 400  
on organizational structure, 401